

**January 2020  
Financial Report**

MAWQCP (FY20)	12/31/2020	\$2,500.00	\$695.00	\$695.00	\$1,805.00
MN Land Trust	7/31/2020	\$5,000.00	\$262.87	\$262.87	\$4,737.13
Nitrate Monitoring	6/30/2020	\$2,000.00	\$0.00	\$1,093.96	\$906.04
RCPPI 1W1P (Technical)	10/31/2021	\$40,000.00	\$103.14	\$24,890.86	\$15,036.13
State Cost Share (FY19) Projects	12/31/2021	\$16,720.80	\$0.00	\$7,718.43	\$9,002.37
State Cost Share (FY19) - Technical & Admin.	12/31/2021	\$4,180.20	\$1,155.93	\$2,536.99	\$1,643.21
State Cost Share (FY20) Projects	12/31/2021	\$16,720.80	\$0.00	\$2,626.70	\$14,094.10
State Cost Share (FY20) - Technical & Admin.	12/31/2021	\$4,180.20	\$0.00	\$176.52	\$4,003.68
Water Plan (FY20)	12/31/2022	\$12,520.00	\$1,489.61	\$1,736.22	\$10,783.78
WCA (FY20)	12/31/2022	\$20,000.00	\$1,467.02	\$1,467.02	\$18,532.98
WCPI	12/31/2021	\$292,374.00	\$6,601.78	\$103,197.10	\$189,176.90
WCPI - Engineering	12/31/2021	\$105,223.00	\$4,149.40	\$4,149.40	\$101,073.60

REVENUE

DESCRIPTION	AMOUNT
Sale of Trees	\$ 580.00
Interest Income	\$ 104.96
Sales Tax	\$ 40.66
Bridge Creek - 4th Qtr. 2019 Payment	\$ 2,815.29
WCPI - FY18 WCPI Amendment Grant	\$ 119,938.00
FY20 Cover Crop Demonstration Grant	\$ 113,000.00
<b>Total</b>	
	Cash Revenue \$ 236,478.91
	Journal Entry Revenue \$ -

DISBURSEMENTS

DESCRIPTION	AMOUNT
Salaries	\$ 20,616.03
Health Insurance	\$ 2,836.72
Life Insurance	\$ 6.00
HSA/VEBA Contribution	\$ 1,750.00
Pera	\$ 1,546.20
FICA	\$ 1,250.29
Workers Compensation	\$ 4,502.00
Medicare	\$ 292.41
Telephone	\$ 50.00
Postage	\$ 6.50
Membership Dues	\$ 3,413.69
Registration/Training Fees	\$ 95.00
Meals	\$ 20.26
Office Rent	\$ 1,213.19
Liability Insurance	\$ 2,624.00
Office Supplies	\$ 20.88
Vehical Maintenance	\$ 311.21
Trees	\$ 2,833.69
MN Sales & Use Tax	\$ 709.00
<b>Total</b>	
	Cash Disbursements \$ 44,090.57
	Journal Entry Disbursements \$ 6.50

  
\_\_\_\_\_  
Signature

2/13/2020  
\_\_\_\_\_  
Date

**February 2020  
Financial Report**

ASSETS	<u>BEGINNING BALANCE</u>	<u>ACTUAL THIS MONTH</u>	<u>ACTUAL YEAR-TO- DATE</u>	<u>CURRENT BALANCE</u>
CASH	\$ 781,785.86	\$ (18,431.85)	\$ 173,949.99	\$ 955,735.85
PETTY CASH	\$ 60.00		\$ -	\$ 60.00
INVESTMENTS - <i>S&amp;W DESIGNATED RESERVE</i>	\$ 34,255.74		\$ -	\$ 34,255.74
INVESTMENTS - <i>SOIL CONSER. &amp; COST SHARE</i>	\$ 62,290.15		\$ -	\$ 62,290.15
INVESTMENTS - <i>CAPITAL EQUIPMENT</i>	\$ 54,500.00		\$ -	\$ 54,500.00
INVESTMENTS - <i>HAYABLE BUFFER</i>	\$ 27,000.00		\$ -	\$ 27,000.00
INVESTMENTS - <i>WINNEBAGO WATERSHED</i>	\$ 13,200.00	\$ 1,000.00	\$ 1,000.00	\$ 14,200.00
INVESTMENTS - <i>BEAR CREEK WATERSHED</i>	\$ 15,000.00	\$ 1,000.00	\$ 1,000.00	\$ 16,000.00
<b>TOTAL ASSETS</b>	<b>\$ 988,091.75</b>	<b>\$ (16,431.85)</b>	<b>\$ 175,949.99</b>	<b>\$ 1,164,041.74</b>
<i>CASH REVENUE</i>	\$ 16,358.99			
<i>JOURNAL ENTERIES</i>	\$ 4.00			
<i>CASH DISBURSEMENTS</i>	\$ 34,786.84			

<u>GRANTS</u>	<u>Expiration of Grant</u>	<u>Grant Balance</u>	<u>Disbursements</u>	<u>Actual Grant Start-to-Date</u>	<u>Grant Remaining Balance</u>
319 Feedlot	8/31/2021	\$6,337.11	\$501.30	\$863.35	\$5,462.83
AIS (FY19)	None	\$22,829.00	\$842.66	\$3,581.85	\$19,247.15
Bridge Creek - 2018	11/30/2020	\$29,517.50	\$640.27	\$21,684.43	\$7,833.07
Buffer Law (FY19)	12/31/2021	\$20,000.00	\$676.02	\$13,723.30	\$6,276.70
Buffer Law (FY20)	12/31/2022	\$20,000.00	\$0.00	\$0.00	\$20,000.00
Conservation Delivery (FY20)	12/31/2021	\$22,505.00	\$20.17	\$14,287.52	\$0.00
Cover Crop Demonstration Grant (Technical)	12/31/2022	\$25,600.00	\$445.60	\$1,011.58	\$24,588.42
Cover Crop Demonstration Grant (Admin)	12/31/2022	\$3,000.00	\$0.00	\$67.38	\$2,932.62
Cover Crop Demo Grant (Cover Crop Cost Share)	12/31/2022	\$144,000.00	\$0.00	\$0.00	\$144,000.00
Cover Crop Demo Grant (NoTill Cover Crop Cost Share)	12/31/2022	\$36,000.00	\$0.00	\$0.00	\$36,000.00
Cover Crop Demonstration Grant (Field Days/Events)	12/31/2022	\$3,000.00	\$0.00	\$0.00	\$3,000.00
Cover Crop Demonstration Grant (Inter-seeder)	12/31/2022	\$20,000.00	\$0.00	\$0.00	\$20,000.00
Cover Crop Demonstration Grant (Soil Health Testing)	12/31/2022	\$12,000.00	\$0.00	\$0.00	\$12,000.00
Crooked Creek (FY20)	12/31/2020	\$15,000.00	\$1,326.00	\$3,142.09	\$11,857.91
Easement Delivery (FY19)	1/31/2022	\$3,350.00	\$0.00	\$3,120.09	\$229.91
FY19 Local Capacity Service Grant (Technical)	12/31/2021	\$58,350.00	\$1,628.01	\$54,984.06	\$3,365.94
FY19 Local Capacity Service Grant (CWMA)	12/31/2021	\$16,550.00	\$0.00	\$2,550.00	\$14,000.00
FY20 Local Capacity Service Grant (Technical)	12/31/2022	\$106,434.00	\$0.00	\$7,958.28	\$98,475.72
FY20 Local Capacity Service Grant (Admin)	12/31/2022	\$10,000.00	\$3,701.57	\$5,568.08	\$4,431.92

**February 2020  
Financial Report**


MAWQCP (FY20)	12/31/2020	\$2,500.00	\$0.00	\$695.00	\$1,805.00
MN Land Trust	7/31/2020	\$5,000.00	\$649.29	\$912.16	\$4,087.84
Nitrate Monitoring	6/30/2020	\$2,000.00	\$0.00	\$1,093.96	\$906.04
RCPPI 1W1P (Technical)	10/31/2021	\$40,000.00	\$0.00	\$24,890.86	\$15,036.13
State Cost Share (FY19) Projects	12/31/2021	\$16,720.80	\$0.00	\$7,718.43	\$9,002.37
State Cost Share (FY19) - Technical & Admin.	12/31/2021	\$4,180.20	\$1,643.21	\$4,180.20	\$0.00
State Cost Share (FY20) Projects	12/31/2021	\$16,720.80	\$0.00	\$2,626.70	\$14,094.10
State Cost Share (FY20) - Technical & Admin.	12/31/2021	\$4,180.20	\$0.00	\$176.52	\$4,003.68
Water Plan (FY20)	12/31/2022	\$12,520.00	\$2,732.48	\$4,468.70	\$8,051.30
WCA (FY20)	12/31/2022	\$20,000.00	\$200.38	\$1,667.40	\$18,332.60
WCPI	12/31/2021	\$292,374.00	\$5,078.94	\$108,276.04	\$184,097.96
WCPI - Engineering	12/31/2021	\$105,223.00	\$4,892.91	\$9,042.31	\$96,180.69

REVENUE

DESCRIPTION	AMOUNT
Sale of Materials	\$ 20.58
Trees	\$ 1,853.00
Interest Income	\$ 104.00
Sales Tax	\$ 106.08
Nitrate Monitoring Network - 4th Qtr. 2019 Payment	\$ 98.35
JPB - 4th Qtr. 2019 Payment	\$ 1,028.00
SWAG - 4th Qtr. 2019 Payment	\$ 3,272.10
1W1P - 4th Qtr. 2019 Payment	\$ 9,876.88
<b>Total</b>	
	Cash Revenue \$ 16,358.99
	Journal Entry Revenue \$ -

DISBURSEMENTS

DESCRIPTION	AMOUNT
Salaries	\$ 20,616.02
Health Insurance	\$ 2,836.72
Life Insurance	\$ 6.00
Pera	\$ 1,546.20
FICA	\$ 1,250.26
Medicare	\$ 292.40
Telephone	\$ 50.00
Postage	\$ 4.00
Membership Dues	\$ 1,300.00
Registration/Training Fees	\$ 190.00
Audit	\$ 119.00
Office Rent	\$ 1,213.19
Office Supplies	\$ 285.31
Field Supplies	\$ 9.60
Vehical Maintenance	\$ 138.40
Trees - Refund	\$ 6.00
Education, Awards & Tours	\$ 175.00
JPB - Vehicle Maintenance	\$ 76.35
WCA - Registration Fee	\$ 80.00
SWAG - Equipment & Supplies	\$ 854.89
MAWQCP - Outreach Mtg.	\$ 340.14
Bridge Creek - Contract #26BC	\$ 1,401.36
Transfer to Winnebago Watershed Investment Acct.	\$ 1,000.00
Transfer to Bear Creek Watershed Investment Acct.	\$ 1,000.00
<b>Total</b>	
	Cash Disbursements \$ 34,786.84
	Journal Entry Disbursements \$ 4.00

  
\_\_\_\_\_  
Signature

3-12-2020  
\_\_\_\_\_  
Date

**March 2020  
Financial Report**

ASSETS	<u>BEGINNING BALANCE</u>	<u>ACTUAL THIS MONTH</u>	<u>ACTUAL YEAR-TO- DATE</u>	<u>CURRENT BALANCE</u>
CASH	\$ 781,785.86	\$ (32,924.76)	\$ 141,025.23	\$ 922,811.09
PETTY CASH	\$ 60.00		\$ -	\$ 60.00
INVESTMENTS - <i>S&amp;W DESIGNATED RESERVE</i>	\$ 34,255.74		\$ -	\$ 34,255.74
INVESTMENTS - <i>SOIL CONSER. &amp; COST SHARE</i>	\$ 62,290.15		\$ -	\$ 62,290.15
INVESTMENTS - <i>CAPITAL EQUIPMENT</i>	\$ 54,500.00		\$ -	\$ 54,500.00
INVESTMENTS - <i>HAYABLE BUFFER</i>	\$ 27,000.00		\$ -	\$ 27,000.00
INVESTMENTS - <i>WINNEBAGO WATERSHED</i>	\$ 13,200.00		\$ 1,000.00	\$ 14,200.00
INVESTMENTS - <i>BEAR CREEK WATERSHED</i>	\$ 15,000.00		\$ 1,000.00	\$ 16,000.00
<b>TOTAL ASSETS</b>	<b>\$ 988,091.75</b>	<b>\$ (32,924.76)</b>	<b>\$ 143,025.23</b>	<b>\$ 1,131,116.98</b>
<i>CASH REVENUE</i>	\$ 91.28			
<i>JOURNAL ENTERIES</i>	\$ 5,867.45			
<i>CASH DISBURSEMENTS</i>	\$ 38,883.49			

<u>GRANTS</u>	<u>Expiration of Grant</u>	<u>Grant Balance</u>	<u>Disbursements</u>	<u>Actual Grant Start-to-Date</u>	<u>Grant Remaining Balance</u>
319 Feedlot	8/31/2021	\$6,337.11	\$33.69	\$897.04	\$5,429.14
AIS (FY19)	None	\$22,829.00	\$388.68	\$3,970.53	\$18,858.47
Bridge Creek - 2018	11/30/2020	\$29,517.50	\$38.02	\$21,722.45	\$7,795.05
Buffer Law (FY19)	12/31/2021	\$20,000.00	\$33.69	\$13,756.99	\$6,243.01
Buffer Law (FY20)	12/31/2022	\$20,000.00	\$0.00	\$0.00	\$20,000.00
Cover Crop Demonstration Grant (Technical)	12/31/2022	\$25,600.00	\$3,249.90	\$4,261.48	\$21,338.52
Cover Crop Demonstration Grant (Admin)	12/31/2022	\$3,000.00	\$359.36	\$426.74	\$2,573.26
Cover Crop Demo Grant (Cover Crop Cost Share)	12/31/2022	\$144,000.00	\$0.00	\$0.00	\$144,000.00
Cover Crop Demo Grant (NoTill Cover Crop Cost Share)	12/31/2022	\$36,000.00	\$0.00	\$0.00	\$36,000.00
Cover Crop Demonstration Grant (Field Days/Events)	12/31/2022	\$3,000.00	\$0.00	\$0.00	\$3,000.00
Cover Crop Demonstration Grant (Inter-seeder)	12/31/2022	\$20,000.00	\$7,000.00	\$7,000.00	\$13,000.00
Cover Crop Demonstration Grant (Soil Health Testing)	12/31/2022	\$12,000.00	\$0.00	\$0.00	\$12,000.00
Crooked Creek (FY20)	12/31/2020	\$15,000.00	\$451.44	\$3,593.53	\$11,406.47
Easement Delivery (FY19)	1/31/2022	\$3,350.00	\$44.92	\$3,165.01	\$184.99
FY19 Local Capacity Service Grant (Technical)	12/31/2021	\$58,350.00	\$3,365.94	\$58,350.00	\$0.00
FY19 Local Capacity Service Grant (CWMA)	12/31/2021	\$16,550.00	\$0.00	\$2,550.00	\$14,000.00
FY20 Local Capacity Service Grant (Technical)	12/31/2022	\$106,434.00	\$1,677.16	\$9,635.44	\$96,798.56
FY20 Local Capacity Service Grant (Admin)	12/31/2022	\$10,000.00	\$1,053.89	\$6,621.97	\$3,378.03
MAWQCP (FY20)	12/31/2020	\$2,500.00	\$44.92	\$739.92	\$1,760.08

**March 2020**  
**Financial Report**

MN Land Trust	7/31/2020	\$5,000.00	\$282.13	\$1,194.29	\$3,805.71
Nitrate Monitoring	6/30/2020	\$2,000.00	\$22.46	\$1,116.42	\$883.58
RCPP 1W1P (Technical)	10/31/2021	\$40,000.00	\$179.48	\$25,143.35	\$14,856.65
State Cost Share (FY19) Projects	12/31/2021	\$16,720.80	\$0.00	\$7,718.43	\$9,002.37
State Cost Share (FY20) Projects	12/31/2021	\$16,720.80	\$0.00	\$2,626.70	\$14,094.10
State Cost Share (FY20) - Technical & Admin.	12/31/2021	\$4,180.20	\$48.30	\$224.82	\$3,955.38
Water Plan (FY20)	12/31/2022	\$12,520.00	\$239.13	\$4,707.83	\$7,812.17
WCA (FY20)	12/31/2022	\$20,000.00	\$521.76	\$2,189.16	\$17,810.84
WCPI	12/31/2021	\$292,374.00	\$5,801.99	\$114,078.03	\$178,295.97
WCPI - Engineering	12/31/2021	\$105,223.00	\$7,409.63	\$16,451.94	\$88,771.06

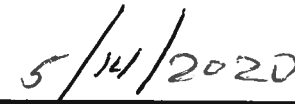
REVENUE

DESCRIPTION	AMOUNT
Interest Income	\$ 91.28
319 Feedlot - 1st Qtr 2020 Payment	\$ 938.10
Water Plan - 1st Qtr. 2020 Payment	\$ 4,758.35
Water Plan - 1st Qtr. 2020 Payment - County Levy	\$ 173.00
<b>Total</b>	
	Cash Revenue \$ 91.28
	Journal Entry Revenue \$ 5,869.45

DISBURSEMENTS

DESCRIPTION	AMOUNT
Salaries	\$ 20,616.00
Per Diem	\$ 1,650.00
Health Insurance	\$ 2,836.72
Life Insurance	\$ 96.00
Pera	\$ 1,546.20
FICA	\$ 1,352.56
Medicare	\$ 316.32
Telephone	\$ 50.00
Postage	\$ 112.00
Membership Dues	\$ 50.00
Registration/Training Fees	\$ 25.00
Mileage	\$ 371.45
Office Rent	\$ 1,213.19
Office Supplies	\$ 273.58
Field Supplies	\$ 6.41
Vehical Maintenance	\$ 169.38
Trees	\$ 1,077.50
MN Sales & Use Tax	\$ 6.18
MN Land Trust	\$ 117.00
FY20 Cover Crop - Equipment	\$ 7,000.00
<b>Total</b>	
	Cash Disbursements \$ 38,883.49
	Journal Entry Disbursements \$ 2.00

  
\_\_\_\_\_  
Signature

  
\_\_\_\_\_  
Date

**April 2020  
Financial Report**

<b>ASSETS</b>	<b><u>BEGINNING</u></b>	<b><u>ACTUAL THIS</u></b>	<b><u>ACTUAL</u></b>	<b><u>CURRENT</u></b>
	<b><u>BALANCE</u></b>	<b><u>MONTH</u></b>	<b><u>YEAR-TO-</u></b>	<b><u>BALANCE</u></b>
			<b><u>DATE</u></b>	
CASH	\$ 781,785.86	\$ (21,797.21)	\$ 119,228.02	\$ 901,013.88
PETTY CASH	\$ 60.00		\$ -	\$ 60.00
INVESTMENTS - <i>S&amp;W DESIGNATED RESERVE</i>	\$ 34,255.74		\$ -	\$ 34,255.74
INVESTMENTS - <i>SOIL CONSER. &amp; COST SHARE</i>	\$ 62,290.15		\$ -	\$ 62,290.15
INVESTMENTS - <i>CAPITAL EQUIPMENT</i>	\$ 54,500.00		\$ -	\$ 54,500.00
INVESTMENTS - <i>HAYABLE BUFFER</i>	\$ 27,000.00		\$ -	\$ 27,000.00
INVESTMENTS - <i>WINNEBAGO WATERSHED</i>	\$ 13,200.00		\$ 1,000.00	\$ 14,200.00
INVESTMENTS - <i>BEAR CREEK WATERSHED</i>	\$ 15,000.00		\$ 1,000.00	\$ 16,000.00
<b>TOTAL ASSETS</b>	<b>\$ 988,091.75</b>	<b>\$ (21,797.21)</b>	<b>\$ 121,228.02</b>	<b>\$ 1,109,319.77</b>
<i>CASH REVENUE</i>	\$ 12,959.20			
<i>JOURNAL ENTERIES</i>	\$ (6.00)			
<i>CASH DISBURSEMENTS</i>	\$ 34,750.41			

<b><u>GRANTS</u></b>	<b><u>Expiration of</u></b>	<b><u>Grant Beginning</u></b>	<b><u>Disbursements</u></b>	<b><u>Actual Grant</u></b>	<b><u>Grant Remaining</u></b>
	<b><u>Grant</u></b>	<b><u>Balance</u></b>		<b><u>Start-to-Date</u></b>	<b><u>Balance</u></b>
319 Feedlot	8/31/2021	\$6,337.11	\$0.00	\$897.04	\$5,429.14
AIS (FY19)	None	\$22,829.00	\$0.00	\$3,970.53	\$18,858.47
Bridge Creek - 2018	11/30/2020	\$29,517.50	\$180.57	\$21,903.02	\$7,614.48
Buffer Law (FY19)	12/31/2021	\$20,000.00	\$320.65	\$14,077.64	\$5,922.36
Buffer Law (FY20)	12/31/2022	\$20,000.00	\$0.00	\$0.00	\$20,000.00
Cover Crop Demonstration Grant (Technical)	12/31/2022	\$25,600.00	\$1,086.15	\$5,347.63	\$20,252.37
Cover Crop Demonstration Grant (Admin)	12/31/2022	\$3,000.00	\$112.30	\$539.04	\$2,460.96
Cover Crop Demo Grant (Cover Crop Cost Share)	12/31/2022	\$144,000.00	\$0.00	\$0.00	\$144,000.00
Cover Crop Demo Grant (NoTill Cover Crop Cost Share)	12/31/2022	\$36,000.00	\$0.00	\$0.00	\$36,000.00
Cover Crop Demonstration Grant (Field Days/Events)	12/31/2022	\$3,000.00	\$0.00	\$0.00	\$3,000.00
Cover Crop Demonstration Grant (Inter-seeder)	12/31/2022	\$20,000.00	\$0.00	\$7,000.00	\$13,000.00
Cover Crop Demonstration Grant (Soil Health Testing)	12/31/2022	\$12,000.00	\$0.00	\$0.00	\$12,000.00
Crooked Creek (FY20)	12/31/2020	\$15,000.00	\$222.80	\$3,816.33	\$11,183.67
Easement Delivery (FY18)	1/31/2022	\$3,350.00	\$145.99	\$3,311.00	\$39.00
Easement Delivery (FY19)	1/31/2022	\$3,350.00	\$0.00	\$0.00	\$3,350.00
FY19 Local Capacity Service Grant (CWMA)	12/31/2021	\$16,550.00	\$2,000.00	\$4,550.00	\$12,000.00
FY20 Local Capacity Service Grant (Technical)	12/31/2022	\$106,434.00	\$8,991.95	\$18,627.39	\$87,806.61
FY20 Local Capacity Service Grant (Admin)	12/31/2022	\$10,000.00	\$224.60	\$6,846.57	\$3,153.43
MAWQCP (FY20)	12/31/2020	\$2,500.00	\$33.69	\$773.61	\$1,726.39

**April 2020**  
**Financial Report**

MN Land Trust	7/31/2020	\$5,000.00	\$51.30	\$1,245.59	\$3,754.41
Nitrate Monitoring	6/30/2020	\$2,000.00	\$0.00	\$1,116.42	\$883.58
RCCP 1W1P (Technical)	10/31/2021	\$40,000.00	\$0.00	\$25,216.36	\$14,856.65
State Cost Share (FY19) Projects	12/31/2021	\$16,720.80	\$0.00	\$7,718.43	\$9,002.37
State Cost Share (FY20) Projects	12/31/2021	\$16,720.80	\$0.00	\$2,626.70	\$14,094.10
State Cost Share (FY20) - Technical & Admin.	12/31/2021	\$4,180.20	\$1,444.56	\$1,669.38	\$2,510.82
Water Plan (FY20)	12/31/2022	\$12,520.00	\$1,635.15	\$6,342.98	\$6,177.02
WCA (FY20)	12/31/2022	\$20,000.00	\$662.09	\$2,851.25	\$17,148.75
WCPI	12/31/2021	\$292,374.00	\$11,218.28	\$125,296.31	\$167,077.69
WCPI - Engineering	12/31/2021	\$105,223.00	\$9,481.97	\$25,933.91	\$79,289.09

**April 2020  
Financial Report**

<u>ASSETS</u>	<u>BEGINNING</u> <u>BALANCE</u>	<u>ACTUAL THIS</u> <u>MONTH</u>	<u>ACTUAL</u> <u>YEAR-TO-</u> <u>DATE</u>	<u>CURRENT</u> <u>BALANCE</u>
CASH	\$ 781,785.86	\$ (21,797.21)	\$ 119,228.02	\$ 901,013.88
PETTY CASH	\$ 60.00		\$ -	\$ 60.00
INVESTMENTS - <i>S&amp;W DESIGNATED RESERVE</i>	\$ 34,255.74		\$ -	\$ 34,255.74
INVESTMENTS - <i>SOIL CONSER. &amp; COST SHARE</i>	\$ 62,290.15		\$ -	\$ 62,290.15
INVESTMENTS - <i>CAPITAL EQUIPMENT</i>	\$ 54,500.00		\$ -	\$ 54,500.00
INVESTMENTS - <i>HAYABLE BUFFER</i>	\$ 27,000.00		\$ -	\$ 27,000.00
INVESTMENTS - <i>WINNEBAGO WATERSHED</i>	\$ 13,200.00		\$ 1,000.00	\$ 14,200.00
INVESTMENTS - <i>BEAR CREEK WATERSHED</i>	\$ 15,000.00		\$ 1,000.00	\$ 16,000.00
<b>TOTAL ASSETS</b>	<b>\$ 988,091.75</b>	<b>\$ (21,797.21)</b>	<b>\$ 121,228.02</b>	<b>\$ 1,109,319.77</b>
<i>CASH REVENUE</i>	\$ 12,959.20			
<i>JOURNAL ENTERIES</i>	\$ (6.00)			
<i>CASH DISBURSEMENTS</i>	\$ 34,750.41			

<u>GRANTS</u>	<u>Expiration of</u> <u>Grant</u>	<u>Grant Beginning</u> <u>Balance</u>	<u>Disbursements</u>	<u>Actual Grant</u> <u>Start-to-Date</u>	<u>Grant Remaining</u> <u>Balance</u>
319 Feedlot	8/31/2021	\$6,337.11	\$0.00	\$897.04	\$5,429.14
AIS (FY19)	None	\$22,829.00	\$0.00	\$3,970.53	\$18,858.47
Bridge Creek - 2018	11/30/2020	\$29,517.50	\$180.57	\$21,903.02	\$7,614.48
Buffer Law (FY19)	12/31/2021	\$20,000.00	\$320.65	\$14,077.64	\$5,922.36
Buffer Law (FY20)	12/31/2022	\$20,000.00	\$0.00	\$0.00	\$20,000.00
Cover Crop Demonstration Grant (Technical)	12/31/2022	\$25,600.00	\$1,086.15	\$5,347.63	\$20,252.37
Cover Crop Demonstration Grant (Admin)	12/31/2022	\$3,000.00	\$112.30	\$539.04	\$2,460.96
Cover Crop Demo Grant (Cover Crop Cost Share)	12/31/2022	\$144,000.00	\$0.00	\$0.00	\$144,000.00
Cover Crop Demo Grant (NoTill Cover Crop Cost Share)	12/31/2022	\$36,000.00	\$0.00	\$0.00	\$36,000.00
Cover Crop Demonstration Grant (Field Days/Events)	12/31/2022	\$3,000.00	\$0.00	\$0.00	\$3,000.00
Cover Crop Demonstration Grant (Inter-seeder)	12/31/2022	\$20,000.00	\$0.00	\$7,000.00	\$13,000.00
Cover Crop Demonstration Grant (Soil Health Testing)	12/31/2022	\$12,000.00	\$0.00	\$0.00	\$12,000.00
Crooked Creek (FY20)	12/31/2020	\$15,000.00	\$222.80	\$3,816.33	\$11,183.67
Easement Delivery (FY18)	1/31/2022	\$3,350.00	\$145.99	\$3,311.00	\$39.00
Easement Delivery (FY19)	1/31/2022	\$3,350.00	\$0.00	\$0.00	\$3,350.00
FY19 Local Capacity Service Grant (CWMA)	12/31/2021	\$16,550.00	\$2,000.00	\$4,550.00	\$12,000.00
FY20 Local Capacity Service Grant (Technical)	12/31/2022	\$106,434.00	\$8,991.95	\$18,627.39	\$87,806.61
FY20 Local Capacity Service Grant (Admin)	12/31/2022	\$10,000.00	\$224.60	\$6,846.57	\$3,153.43
MAWQCP (FY20)	12/31/2020	\$2,500.00	\$33.69	\$773.61	\$1,726.39

**April 2020**  
**Financial Report**

MN Land Trust	7/31/2020	\$5,000.00	\$51.30	\$1,245.59	\$3,754.41
Nitrate Monitoring	6/30/2020	\$2,000.00	\$0.00	\$1,116.42	\$883.58
RCCP 1W1P (Technical)	10/31/2021	\$40,000.00	\$0.00	\$25,216.36	\$14,856.65
State Cost Share (FY19) Projects	12/31/2021	\$16,720.80	\$0.00	\$7,718.43	\$9,002.37
State Cost Share (FY20) Projects	12/31/2021	\$16,720.80	\$0.00	\$2,626.70	\$14,094.10
State Cost Share (FY20) - Technical & Admin.	12/31/2021	\$4,180.20	\$1,444.56	\$1,669.38	\$2,510.82
Water Plan (FY20)	12/31/2022	\$12,520.00	\$1,635.15	\$6,342.98	\$6,177.02
WCA (FY20)	12/31/2022	\$20,000.00	\$662.09	\$2,851.25	\$17,148.75
WCPI	12/31/2021	\$292,374.00	\$11,218.28	\$125,296.31	\$167,077.69
WCPI - Engineering	12/31/2021	\$105,223.00	\$9,481.97	\$25,933.91	\$79,289.09

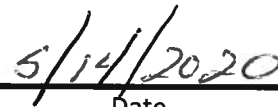
REVENUE

DESCRIPTION	AMOUNT
Sale of Materials	\$ 103.85
Trees	\$ 1,981.33
Interest Income	\$ 92.76
Sales Tax	\$ 143.34
MN Land Trust - 1st Qtr 2020 Payment	\$ 1,109.30
Easement Delivery FY19	\$ 3,350.00
Crooked Creek - 1st Qtr. 2020 Payment	\$ 3,392.74
MAWQCP - 1st Qtr 2020 Payment	\$ 695.00
Bridge Creek - Contract #26 Payments & 1st Qtr. 2020 Payment	\$ 2,090.88
<b>Total</b>	
	Cash Revenue \$ 12,959.20
	Journal Entry Revenue \$ -

DISBURSEMENTS

DESCRIPTION	AMOUNT
Salaries	\$ 20,616.01
Health Insurance	\$ 2,836.72
Life Insurance	\$ 6.00
HSA/VEBA Contribution	\$ 1,750.00
Pera	\$ 1,546.20
FICA	\$ 1,250.26
Medicare	\$ 292.40
Telephone	\$ 50.00
Postage	\$ 21.00
Membership Dues	\$ 2,500.00
Office Rent	\$ 1,213.19
Misc Charges	\$ 25.00
Office Supplies	\$ 244.71
Field Supplies	\$ 87.16
Vehical Maintenance	\$ 120.41
Trees	\$ 124.60
MN Land Trust - Event Expense	\$ 21.00
Local Capacity FY19 CWMA Zadow, Jeff	\$ 2,000.00
Water Plan - Infant Well Testing Reimbursement	\$ 51.75
<b>Total</b>	
	Cash Disbursements \$ 34,750.41
	Journal Entry Disbursements \$ 6.00

  
\_\_\_\_\_  
Signature

  
\_\_\_\_\_  
Date

**May 2020  
Financial Report**

<u>ASSETS</u>	<u>BEGINNING</u> <u>BALANCE</u>	<u>ACTUAL THIS</u> <u>MONTH</u>	<u>ACTUAL</u> <u>YEAR-TO-</u> <u>DATE</u>	<u>CURRENT</u> <u>BALANCE</u>
CASH	\$ 781,785.86	\$ (38,836.41)	\$ 80,391.61	\$ 862,177.47
PETTY CASH	\$ 60.00		\$ -	\$ 60.00
INVESTMENTS - <i>S&amp;W DESIGNATED RESERVE</i>	\$ 34,255.74		\$ -	\$ 34,255.74
INVESTMENTS - <i>SOIL CONSER. &amp; COST SHARE</i>	\$ 62,290.15		\$ -	\$ 62,290.15
INVESTMENTS - <i>CAPITAL EQUIPMENT</i>	\$ 54,500.00		\$ -	\$ 54,500.00
INVESTMENTS - <i>HAYABLE BUFFER</i>	\$ 27,000.00		\$ -	\$ 27,000.00
INVESTMENTS - <i>WINNEBAGO WATERSHED</i>	\$ 13,200.00		\$ 1,000.00	\$ 14,200.00
INVESTMENTS - <i>BEAR CREEK WATERSHED</i>	\$ 15,000.00		\$ 1,000.00	\$ 16,000.00
<b>TOTAL ASSETS</b>	<b>\$ 988,091.75</b>	<b>\$ (38,836.41)</b>	<b>\$ 82,391.61</b>	<b>\$ 1,070,483.36</b>
<i>CASH REVENUE</i>	\$ 7,401.69			
<i>JOURNAL ENTERIES</i>	\$ 4.00			
<i>CASH DISBURSEMENTS</i>	\$ 46,234.10			

<u>GRANTS</u>	<u>Expiration of</u> <u>Grant</u>	<u>Grant Beginning</u> <u>Balance</u>	<u>Disbursements</u>	<u>Actual Grant</u> <u>Start-to-Date</u>	<u>Grant Remaining</u> <u>Balance</u>
319 Feedlot	8/31/2021	\$6,337.11	\$389.90	\$1,286.94	\$5,039.24
AIS (FY19)	None	\$22,829.00	\$782.47	\$4,753.00	\$18,076.00
Bridge Creek - 2018	11/30/2020	\$29,517.50	\$120.38	\$22,023.40	\$7,494.10
Buffer Law (FY19)	12/31/2021	\$20,000.00	\$961.68	\$15,039.32	\$4,960.68
Buffer Law (FY20)	12/31/2022	\$20,000.00	\$0.00	\$0.00	\$20,000.00
Cover Crop Demonstration Grant (Technical)	12/31/2022	\$25,600.00	\$974.95	\$6,322.58	\$19,277.42
Cover Crop Demonstration Grant (Admin)	12/31/2022	\$3,000.00	\$123.53	\$662.57	\$2,337.43
Cover Crop Demo Grant (Cover Crop Cost Share)	12/31/2022	\$144,000.00	\$0.00	\$0.00	\$144,000.00
Cover Crop Demo Grant (NoTill Cover Crop Cost Share)	12/31/2022	\$36,000.00	\$0.00	\$0.00	\$36,000.00
Cover Crop Demonstration Grant (Field Days/Events)	12/31/2022	\$3,000.00	\$0.00	\$0.00	\$3,000.00
Cover Crop Demonstration Grant (Inter-seeder)	12/31/2022	\$20,000.00	\$1,805.72	\$8,805.72	\$11,194.28
Cover Crop Demonstration Grant (Soil Health Testing)	12/31/2022	\$12,000.00	\$0.00	\$0.00	\$12,000.00
Crooked Creek (FY20)	12/31/2020	\$15,000.00	\$334.20	\$4,150.53	\$10,849.47
Easement Delivery (FY18)	1/31/2022	\$3,350.00	\$39.00	\$3,350.00	\$0.00
Easement Delivery (FY19)	1/31/2022	\$3,350.00	\$2,368.63	\$2,368.63	\$981.37
FY19 Local Capacity Service Grant (CWMA)	12/31/2021	\$16,550.00	\$0.00	\$4,550.00	\$12,000.00
FY20 Local Capacity Service Grant (Technical)	12/31/2022	\$106,434.00	\$19,222.09	\$37,849.48	\$68,584.52
FY20 Local Capacity Service Grant (Admin)	12/31/2022	\$10,000.00	\$89.84	\$6,936.41	\$3,063.59
MAWQCP (FY20)	12/31/2020	\$2,500.00	\$0.00	\$773.61	\$1,726.39

**May 2020**  
**Financial Report**


MN Land Trust	7/31/2020	\$5,000.00	\$0.00	\$1,245.59	\$3,754.41
Nitrate Monitoring	6/30/2020	\$2,000.00	\$0.00	\$1,116.42	\$883.58
RCPPI 1W1P (Technical)	10/31/2021	\$40,000.00	\$0.00	\$25,216.36	\$14,856.65
State Cost Share (FY19) Projects	12/31/2021	\$16,720.80	\$0.00	\$7,718.43	\$9,002.37
State Cost Share (FY20) Projects	12/31/2021	\$16,720.80	\$0.00	\$2,626.70	\$14,094.10
State Cost Share (FY20) - Technical & Admin.	12/31/2021	\$4,180.20	\$11.23	\$1,680.61	\$2,499.59
SWAG (2020)	12/31/2022	\$12,133.21	\$1,671.45	\$1,671.45	\$10,461.76
Water Plan (FY20)	12/31/2022	\$12,520.00	\$418.68	\$6,761.66	\$5,758.34
WCA (FY20)	12/31/2022	\$20,000.00	\$481.52	\$3,332.77	\$16,667.23
WCPI	12/31/2021	\$292,374.00	\$9,861.02	\$135,157.33	\$157,216.67
WCPI - Engineering	12/31/2021	\$105,223.00	\$3,933.73	\$29,867.64	\$75,355.36


REVENUE

DESCRIPTION	AMOUNT
Sale of Materials	\$ 280.68
Trees	\$ 176.00
Interest Income	\$ 488.59
Other - Sale of 2008 Ford F150	\$ 6,400.00
Sales Tax	\$ 31.42
Refunds/Reimbursements (MCIT)	\$ 25.00
<b>Total</b>	
Cash Revenue	\$ 7,401.69
Journal Entry Revenue	\$ -

DISBURSEMENTS

DESCRIPTION	AMOUNT
Salaries	\$ 30,924.02
Health Insurance	\$ 2,836.72
Life Insurance	\$ 6.00
Pera	\$ 2,319.30
FICA	\$ 1,889.36
Medicare	\$ 441.86
Telephone	\$ 50.00
Postage	\$ 59.00
Office Rent	\$ 1,213.19
Office Supplies	\$ 851.73
Field Supplies	\$ 216.76
Vehical Maintenance	\$ 475.73
Trees	\$ 794.38
MN Sales & Use Tax	\$ 0.83
Root River 1W1P - Project expense	\$ 2,353.50
FY20 Cover Crop Grant Equipment	\$ 1,805.72
<b>Total</b>	
Cash Disbursements	\$ 46,234.10
Journal Entry Disbursements	\$ 4.00

  
\_\_\_\_\_  
Signature

  
\_\_\_\_\_  
Date

**June 2020  
Financial Report**

<u>ASSETS</u>	<u>BEGINNING</u> <u>BALANCE</u>	<u>ACTUAL THIS</u> <u>MONTH</u>	<u>ACTUAL</u> <u>YEAR-TO-</u> <u>DATE</u>	<u>CURRENT</u> <u>BALANCE</u>
CASH	\$ 781,785.86	\$ 41,971.39	\$ 122,363.00	\$ 904,148.86
PETTY CASH	\$ 60.00		\$ -	\$ 60.00
INVESTMENTS - <i>S&amp;W DESIGNATED RESERVE</i>	\$ 34,255.74		\$ -	\$ 34,255.74
INVESTMENTS - <i>SOIL CONSER. &amp; COST SHARE</i>	\$ 62,290.15		\$ -	\$ 62,290.15
INVESTMENTS - <i>CAPITAL EQUIPMENT</i>	\$ 54,500.00		\$ -	\$ 54,500.00
INVESTMENTS - <i>HAYABLE BUFFER</i>	\$ 27,000.00		\$ -	\$ 27,000.00
INVESTMENTS - <i>WINNEBAGO WATERSHED</i>	\$ 13,200.00		\$ 1,000.00	\$ 14,200.00
INVESTMENTS - <i>BEAR CREEK WATERSHED</i>	\$ 15,000.00		\$ 1,000.00	\$ 16,000.00
<b>TOTAL ASSETS</b>	<b>\$ 988,091.75</b>	<b>\$ 41,971.39</b>	<b>\$ 124,363.00</b>	<b>\$ 1,112,454.75</b>
<i>CASH REVENUE</i>	\$ 3,577.46			
<i>JOURNAL ENTERIES</i>	\$ 75,801.79			
<i>CASH DISBURSEMENTS</i>	\$ 37,407.86			

<u>GRANTS</u>	<u>Expiration of</u> <u>Grant</u>	<u>Grant Beginning</u> <u>Balance</u>	<u>Disbursements</u>	<u>Actual Grant</u> <u>Start-to-Date</u>	<u>Grant Remaining</u> <u>Balance</u>
319 Feedlot	8/31/2021	\$6,337.11	\$167.10	\$1,454.04	\$4,872.14
AIS (FY19)	None	\$22,829.00	\$1,214.49	\$5,967.49	\$16,861.51
Bridge Creek - 2018	11/30/2020	\$29,517.50	\$251.99	\$22,275.39	\$7,242.11
Buffer Law (FY19)	12/31/2021	\$20,000.00	\$4,730.68	\$19,770.00	\$230.00
Buffer Law (FY20)	12/31/2022	\$20,000.00	\$0.00	\$0.00	\$20,000.00
Cover Crop Demonstration Grant (Technical)	12/31/2022	\$25,600.00	\$241.87	\$6,564.45	\$19,035.55
Cover Crop Demonstration Grant (Admin)	12/31/2022	\$3,000.00	\$33.69	\$696.26	\$2,303.74
Cover Crop Demo Grant (Cover Crop Cost Share)	12/31/2022	\$144,000.00	\$0.00	\$0.00	\$144,000.00
Cover Crop Demo Grant (NoTill Cover Crop Cost Share)	12/31/2022	\$36,000.00	\$0.00	\$0.00	\$36,000.00
Cover Crop Demonstration Grant (Field Days/Events)	12/31/2022	\$3,000.00	\$0.00	\$0.00	\$3,000.00
Cover Crop Demonstration Grant (Inter-seeder)	12/31/2022	\$20,000.00	\$0.00	\$8,805.72	\$11,194.28
Cover Crop Demonstration Grant (Soil Health Testing)	12/31/2022	\$12,000.00	\$0.00	\$0.00	\$12,000.00
Crooked Creek (FY20)	12/31/2020	\$15,000.00	\$1,222.35	\$5,372.88	\$9,627.12
Easement Delivery (FY19)	1/31/2022	\$3,350.00	\$981.37	\$3,350.00	\$0.00
FY19 Local Capacity Service Grant (CWMA)	12/31/2021	\$16,550.00	\$4,000.00	\$8,550.00	\$8,000.00
FY20 Local Capacity Service Grant (Technical)	12/31/2022	\$106,434.00	\$1,449.95	\$39,299.43	\$67,134.57
FY20 Local Capacity Service Grant (Admin)	12/31/2022	\$10,000.00	\$266.79	\$7,203.20	\$2,796.80
MAWQCP (FY20)	12/31/2020	\$2,500.00	-\$78.61	\$695.00	\$1,805.00
MN Land Trust	7/31/2020	\$5,000.00	\$136.29	\$1,381.88	\$3,618.12

**June 2020  
Financial Report**

Nitrate Monitoring	6/30/2020	\$2,000.00	\$764.58	\$1,881.00	\$119.00
RCCP 1W1P FY18 - FY19 (Technical)	10/31/2021	\$42,570.22	\$356.58	\$25,572.94	\$17,070.29
RCCP 1W1P FY18 - FY19 Projects	10/31/2021	\$80,260.49	\$0.00	\$11,591.00	\$68,669.49
Root River 1W1P FY20 Projects	10/31/2022	\$125,000.00	\$1,638.00	\$3,991.50	\$121,008.50
State Cost Share (FY19) Projects	12/31/2021	\$16,720.80	\$0.00	\$7,718.43	\$9,002.37
State Cost Share (FY20) Projects	12/31/2021	\$16,720.80	\$0.00	\$2,626.70	\$14,094.10
State Cost Share (FY20) - Technical & Admin.	12/31/2021	\$4,180.20	\$541.71	\$2,222.32	\$1,957.88
SWAG (2020)	12/31/2022	\$12,133.21	\$2,644.17	\$4,315.62	\$7,817.59
Water Plan (FY20)	12/31/2022	\$12,520.00	\$616.33	\$7,377.99	\$5,142.01
WCA (FY20)	12/31/2022	\$20,000.00	\$815.96	\$3,667.21	\$16,332.79
WCPI	12/31/2021	\$292,374.00	\$5,451.81	\$140,609.14	\$151,764.86
WCPI - Engineering	12/31/2021	\$105,223.00	\$2,182.11	\$32,049.75	\$73,173.25

REVENUE

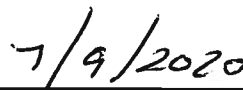
DESCRIPTION	AMOUNT
Sale of Materials	\$ 46.78
County Appropriation	\$ 62,500.00
County Appropriation - Bear Creek Watershed	\$ 1,000.00
Interest Income	\$ 45.73
Sales Tax	\$ 3.22
319 Feedlot - 2nd Qtr. 2020 Payment	\$ 501.86
Local Capacity FY20 Amendment (County Appropriation)	\$ 7,200.00
County Appropriation - Winnebago Watershed	\$ 1,000.00
Root River 1W1P - Project Reimbursement	\$ 3,481.73
Water Plan - 2nd Qtr. Payment	\$ 3,006.43
Water Plan - 2nd Qtr. Payment - County Levy	\$ 600.00
<b>Total</b>	
	Cash Revenue \$ 3,577.46
	Journal Entry Revenue \$ 75,808.29

DISBURSEMENTS

DESCRIPTION	AMOUNT
Salaries	\$ 20,616.01
Per Diem	\$ 1,050.00
Health Insurance	\$ 2,836.72
Life Insurance	\$ 96.00
Pera	\$ 1,546.20
FICA	\$ 1,315.36
Medicare	\$ 307.63
Telephone	\$ 50.00
Postage	\$ 6.50
Mileage	\$ 218.50
Office Rent	\$ 1,213.19
Misc Charges	\$ 0.72
Office Supplies	\$ 262.90
General Supplies	\$ 3.74
Field Supplies	\$ 57.82
Vehical Maintenance	\$ 1,003.58
Trees	\$ 70.37
SWAG - Equipment & Supplies	\$ 518.98
Local Capacity FY19 CWMA Projects	\$ 4,000.00
WCPI - Workshop Expense	\$ 2.14
Root River 1W1P FY20 - Project Expense	\$ 1,638.00
Water Plan - PushUp Pond	\$ 600.00
<b>Total</b>	
	Cash Disbursements \$ 37,407.86
	Journal Entry Disbursements \$ 6.50



Signature



Date

**July 2020**  
**Financial Statement**

ASSETS	<u>BEGINNING</u> <u>BALANCE</u>	<u>ACTUAL THIS</u> <u>MONTH</u>	<u>ACTUAL</u> <u>YEAR-TO-</u> <u>DATE</u>	<u>CURRENT</u> <u>BALANCE</u>
CASH	\$ 781,785.86	\$ (48,394.08)	\$ 73,968.92	\$ 855,754.78
PETTY CASH	\$ 60.00		\$ -	\$ 60.00
INVESTMENTS - <i>S&amp;W DESIGNATED RESERVE</i>	\$ 34,255.74		\$ -	\$ 34,255.74
INVESTMENTS - <i>SOIL CONSER. &amp; COST SHARE</i>	\$ 62,290.15		\$ -	\$ 62,290.15
INVESTMENTS - <i>CAPITAL EQUIPMENT</i>	\$ 54,500.00		\$ -	\$ 54,500.00
INVESTMENTS - <i>HAYABLE BUFFER</i>	\$ 27,000.00	\$ (9,000.00)	\$ (9,000.00)	\$ 18,000.00
INVESTMENTS - <i>WINNEBAGO WATERSHED</i>	\$ 13,200.00	\$ 1,000.00	\$ 2,000.00	\$ 15,200.00
INVESTMENTS - <i>BEAR CREEK WATERSHED</i>	\$ 15,000.00	\$ 1,000.00	\$ 2,000.00	\$ 17,000.00
<b>TOTAL ASSETS</b>	<b>\$ 988,091.75</b>	<b>\$ (55,394.08)</b>	<b>\$ 68,968.92</b>	<b>\$ 1,057,060.67</b>
<i>CASH REVENUE</i>	\$ 55,401.89			
<i>JOURNAL ENTERIES</i>	\$ 11,373.50			
<i>CASH DISBURSEMENTS</i>	\$ 115,169.47			

<u>GRANTS</u>	<u>Expiration of</u> <u>Grant</u>	<u>Grant Beginning</u> <u>Balance</u>	<u>Disbursements</u>	<u>Actual Grant</u> <u>Start-to-Date</u>	<u>Grant Remaining</u> <u>Balance</u>
319 Feedlot	8/31/2021	\$6,337.11	\$0.00	\$1,454.04	\$4,872.14
AIS (FY19)	None	\$22,829.00	\$501.30	\$6,468.79	\$16,360.21
AIS (FY20)	None	\$11,377.50	\$0.00	\$0.00	\$11,377.50
Bridge Creek - 2018	11/30/2020	\$29,517.50	\$361.14	\$22,636.53	\$6,880.97
Buffer Law (FY19)	12/31/2021	\$20,000.00	\$230.00	\$20,000.00	\$0.00
Buffer Law (FY20)	12/31/2022	\$20,000.00	\$122.84	\$122.84	\$19,877.16
Cover Crop Demonstration Grant (Technical)	12/31/2022	\$25,600.00	\$0.00	\$6,564.45	\$19,035.55
Cover Crop Demonstration Grant (Admin)	12/31/2022	\$3,000.00	\$67.38	\$763.64	\$2,236.36
Cover Crop Demo Grant (Cover Crop Cost Share)	12/31/2022	\$144,000.00	\$0.00	\$0.00	\$144,000.00
Cover Crop Demo Grant (NoTill Cover Crop Cost Share)	12/31/2022	\$36,000.00	\$0.00	\$0.00	\$36,000.00
Cover Crop Demonstration Grant (Field Days/Events)	12/31/2022	\$3,000.00	\$0.00	\$0.00	\$3,000.00
Cover Crop Demonstration Grant (Inter-seeder)	12/31/2022	\$20,000.00	\$0.00	\$8,805.72	\$11,194.28
Cover Crop Demonstration Grant (Soil Health Testing)	12/31/2022	\$12,000.00	\$0.00	\$0.00	\$12,000.00
Crooked Creek (FY20)	12/31/2020	\$15,000.00	\$1,615.30	\$6,988.18	\$8,011.82
FY19 Local Capacity Service Grant (CWMA)	12/31/2021	\$16,550.00	\$2,000.00	\$10,550.00	\$6,000.00
FY20 Local Capacity Service Grant (Technical)	12/31/2022	\$106,434.00	\$1,975.17	\$41,274.60	\$65,159.40
FY20 Local Capacity Service Grant (Admin)	12/31/2022	\$10,000.00	\$830.78	\$8,033.98	\$1,966.02
Local Capacity FY20 Amendment (County Appropriator)	12/31/2022	\$7,200.00	\$0.00	\$0.00	\$7,200.00
MAWQCP (FY20)	12/31/2020	\$2,500.00	\$40.07	\$735.07	\$1,764.93

**July 2020**  
**Financial Statement**

MN Land Trust	7/31/2020	\$5,000.00	\$0.00	\$1,381.88	\$3,618.12
RCPP 1W1P FY18 - FY19 (Technical)	10/31/2021	\$42,570.22	\$60.10	\$25,633.04	\$17,010.19
RCPP 1W1P FY18 - FY19 Projects	10/31/2021	\$80,260.49	\$30,670.21	\$42,261.21	\$37,999.28
Root River 1W1P FY20 Projects	10/31/2022	\$125,000.00	\$5,431.50	\$9,423.00	\$115,577.00
State Cost Share (FY19) Projects	12/31/2021	\$16,720.80	\$0.00	\$7,718.43	\$9,002.37
State Cost Share (FY20) Projects	12/31/2021	\$16,720.80	\$0.00	\$2,626.70	\$14,094.10
State Cost Share (FY20) - Technical & Admin.	12/31/2021	\$4,180.20	\$1,957.88	\$4,180.20	\$0.00
SWAG (2020)	12/31/2022	\$12,133.21	\$998.74	\$5,314.36	\$6,818.85
Water Plan (FY20)	12/31/2022	\$12,520.00	\$513.48	\$7,891.47	\$4,628.53
WCA (FY20)	12/31/2022	\$20,000.00	\$782.47	\$4,449.68	\$15,550.32
WCPI	12/31/2021	\$292,374.00	\$7,370.59	\$147,979.73	\$144,394.27
WCPI - Engineering	12/31/2021	\$105,223.00	\$5,212.93	\$37,262.68	\$67,960.32

REVENUE

DESCRIPTION	AMOUNT
Sale of Materials	\$ 46.78
Interest Income	\$ 44.27
Sales Tax	\$ 3.22
Refund - Late Fee	\$ 2.00
JPB - 2nd Qtr. 2020 Payment	\$ 1,028.00
MN Land Trust - 2nd Qtr 2020 Payment	\$ 136.29
State Cost Share FY20	\$ 20,901.00
Conservation Delivery FY20	\$ 22,505.00
Crooked Creek - 1st Qtr. 2018 Payment	\$ 1,411.92
Aquatic Invasive Species	\$ 11,377.50
Bridge Creek - 2nd Qtr Payment	\$ 323.41
Hayable Buffer Program	\$ 9,000.00
<b>Total</b>	
	Cash Revenue \$ 55,401.89
	Journal Entry Revenue \$ 11,377.50

DISBURSEMENTS

DESCRIPTION	AMOUNT
Salaries	\$ 20,616.02
Health Insurance	\$ 2,836.72
Life Insurance	\$ 6.00
HSA/VEBA Contribution	\$ 1,750.00
Pera	\$ 1,546.20
FICA	\$ 1,256.49
Medicare	\$ 293.85
Telephone	\$ 50.00
Postage	\$ 59.00
Membership Dues	\$ 500.00
Office Rent	\$ 1,213.19
Vehical Maintenance	\$ 220.61
Long Term Capital Purchase - Vehicle	\$ 26,360.37
Hayable Buffer Program	\$ 9,000.00
Local Capacity FY19 CWMA Projects	\$ 2,000.00
Local Capacity FY19 Cost Share Projects	\$ 7,911.56
Root River 1W1P FY19 - Project Expense	\$ 30,670.21
Root River 1W1P FY20 - Project Expense	\$ 5,431.50
Water Plan - Pond Clean Out	\$ 400.00
Water Plan - Infant Well Testing Reimbursement	\$ 51.75
Water Plan - PushUp Pond	\$ 1,000.00
Transfer to Winnebago Watershed Investment Acct.	\$ 1,000.00
Transfer to Bear Creek Watershed Investment Acct.	\$ 1,000.00
<b>Total</b>	
	Cash Disbursements \$ 115,169.47
	Journal Entry Disbursements \$ 4.00



Signature



Date

**August 2020  
Financial Statement**

<u>ASSETS</u>	<u>BEGINNING</u> <u>BALANCE</u>	<u>ACTUAL THIS</u> <u>MONTH</u>	<u>ACTUAL</u> <u>YEAR-TO-</u> <u>DATE</u>	<u>CURRENT</u> <u>BALANCE</u>
CASH	\$ 781,785.86	\$ (20,829.12)	\$ 53,139.80	\$ 834,925.66
PETTY CASH	\$ 60.00		\$ -	\$ 60.00
INVESTMENTS - <i>S&amp;W DESIGNATED RESERVE</i>	\$ 34,255.74		\$ -	\$ 34,255.74
INVESTMENTS - <i>SOIL CONSER. &amp; COST SHARE</i>	\$ 62,290.15		\$ -	\$ 62,290.15
INVESTMENTS - <i>CAPITAL EQUIPMENT</i>	\$ 54,500.00	\$ (20,060.00)	\$ (20,060.00)	\$ 34,440.00
INVESTMENTS - <i>HAYABLE BUFFER</i>	\$ 27,000.00		\$ (9,000.00)	\$ 18,000.00
INVESTMENTS - <i>WINNEBAGO WATERSHED</i>	\$ 13,200.00		\$ 2,000.00	\$ 15,200.00
INVESTMENTS - <i>BEAR CREEK WATERSHED</i>	\$ 15,000.00		\$ 2,000.00	\$ 17,000.00
<b>TOTAL ASSETS</b>	<b>\$ 988,091.75</b>	<b>\$ (40,889.12)</b>	<b>\$ 28,079.80</b>	<b>\$ 1,016,171.55</b>
<i>CASH REVENUE</i>	\$ 25,323.46			
<i>JOURNAL ENTERIES</i>	\$ (4.00)			
<i>CASH DISBURSEMENTS</i>	\$ 46,148.58			

<u>GRANTS</u>	<u>Expiration of</u> <u>Grant</u>	<u>Grant Beginning</u> <u>Balance</u>	<u>Disbursements</u>	<u>Actual Grant</u> <u>Start-to-Date</u>	<u>Grant Remaining</u> <u>Balance</u>
319 Feedlot	8/31/2021	\$6,337.11	\$296.46	\$1,750.50	\$4,575.68
AIS (FY19)	None	\$22,829.00	\$1,286.45	\$7,755.24	\$15,073.76
AIS (FY20)	None	\$11,377.50	\$0.00	\$0.00	\$11,377.50
Bridge Creek - 2018	11/30/2020	\$29,517.50	\$486.20	\$23,122.73	\$6,394.77
Buffer Law (FY20)	12/31/2022	\$20,000.00	\$387.54	\$510.38	\$19,489.62
Conservation Delivery (FY21)	12/31/2022	\$22,505.00	\$4,637.99	\$4,637.99	\$17,867.01
Cover Crop Demonstration Grant (Technical)	12/31/2022	\$25,600.00	\$3,397.70	\$9,962.15	\$15,637.85
Cover Crop Demonstration Grant (Admin)	12/31/2022	\$3,000.00	\$729.95	\$1,493.59	\$1,506.41
Cover Crop Demo Grant (Cover Crop Cost Share)	12/31/2022	\$144,000.00	\$8,160.00	\$8,160.00	\$135,840.00
Cover Crop Demo Grant (NoTill Cover Crop Cost Share)	12/31/2022	\$36,000.00	\$2,040.00	\$2,040.00	\$33,960.00
Cover Crop Demonstration Grant (Field Days/Events)	12/31/2022	\$3,000.00	\$0.00	\$0.00	\$3,000.00
Cover Crop Demonstration Grant (Inter-seeder)	12/31/2022	\$20,000.00	\$0.00	\$8,805.72	\$11,194.28
Cover Crop Demonstration Grant (Soil Health Testing)	12/31/2022	\$12,000.00	\$0.00	\$0.00	\$12,000.00
Crooked Creek (FY20)	12/31/2020	\$15,000.00	\$1,532.20	\$8,520.38	\$6,479.62
FY19 Local Capacity Service Grant (CWMA)	12/31/2021	\$16,550.00	\$2,000.00	\$12,550.00	\$4,000.00
FY20 Local Capacity Service Grant (Technical)	12/31/2022	\$106,434.00	\$3,930.72	\$45,205.32	\$61,228.68
FY20 Local Capacity Service Grant (Admin)	12/31/2022	\$10,000.00	\$0.00	\$8,033.98	\$1,966.02
Local Capacity FY20 Amendment (County Appropriator)	12/31/2022	\$7,200.00	\$0.00	\$0.00	\$7,200.00
MAWQCP (FY20)	12/31/2020	\$2,500.00	\$0.00	\$735.07	\$1,764.93

**August 2020  
Financial Statement**

RCPP 1W1P FY18 - FY19 (Technical)	10/31/2021	\$42,570.22	\$20.04	\$25,653.08	\$16,990.15
RCPP 1W1P FY18 - FY19 Projects	10/31/2021	\$80,260.49	\$3,975.00	\$46,236.21	\$34,024.28
Root River 1W1P FY20 Projects	10/31/2022	\$125,000.00	\$0.00	\$9,423.00	\$115,577.00
State Cost Share (FY19) Projects	12/31/2021	\$16,720.80	\$0.00	\$7,718.43	\$9,002.37
State Cost Share (FY20) Projects	12/31/2021	\$16,720.80	\$0.00	\$2,626.70	\$14,094.10
State Cost Share (FY21) - Technical & Admin.	12/31/2022	\$4,180.20	\$0.00	\$0.00	\$4,180.20
SWAG (2020)	12/31/2022	\$12,133.21	\$1,205.04	\$6,519.40	\$5,613.81
Water Plan (FY20)	12/31/2022	\$12,520.00	\$1,093.90	\$8,985.37	\$3,534.63
WCA (FY20)	12/31/2022	\$20,000.00	\$782.97	\$5,232.65	\$14,767.35
WCPI	12/31/2021	\$292,374.00	\$5,555.31	\$153,535.04	\$138,838.96
WCPI - Engineering	12/31/2021	\$105,223.00	\$3,248.65	\$40,511.33	\$64,711.67

REVENUE

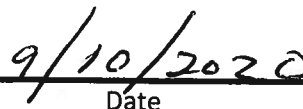
DESCRIPTION	AMOUNT
Sale of Materials	\$ 210.54
Interest Income	\$ 42.52
Sales Tax	\$ 14.46
Refunds/Reimbursements (Memorial Welscher)	\$ 20.30
Nitrate Monitoring Network - 2nd Qtr. 2020 Payment	\$ 787.04
SWAG - 2nd Qtr. 2020 Payment	\$ 2,194.02
1W1P FY20 Cost Share	\$ 1,638.00
1W1P FY19 2nd Qtr 2020 Payment	\$ 356.58
Transfer of Funds - Capital Investment Acct	\$ 20,060.00
<b>Total</b>	
	Cash Revenue \$ 25,323.46
	Journal Entry Revenue \$ -

DISBURSEMENTS

DESCRIPTION	AMOUNT
Salaries	\$ 20,616.01
Health Insurance	\$ 2,836.72
Life Insurance	\$ 6.00
Pera	\$ 1,546.20
FICA	\$ 1,250.26
Medicare	\$ 292.40
Telephone	\$ 50.00
Postage	\$ 4.00
Other Repair & Maintenance (Crimper)	\$ 59.86
Office Rent	\$ 1,213.19
IT Support - Adobe Subscription	\$ 192.25
Office Supplies	\$ 252.73
Field Supplies	\$ 41.75
Vehical Maintenance	\$ 259.22
Misc Expenses - Memorials Pohlman & Welscher	\$ 59.40
Education, Awards & Tours	\$ 35.44
Local Capacity FY19 CWMA Project	\$ 2,000.00
1W1P - Cost Share Projects	\$ 5,237.15
Cover Crop Demo - Projects	\$ 10,200.00
<b>Total</b>	
	Cash Disbursements \$ 46,148.58
	Journal Entry Disbursements \$ 4.00



Signature



Date

**September 2020  
Financial Statement**

ASSETS	<u>BEGINNING BALANCE</u>	<u>ACTUAL THIS MONTH</u>	<u>ACTUAL YEAR-TO- DATE</u>	<u>CURRENT BALANCE</u>
CASH	\$ 781,785.86	\$ (90,725.20)	\$ (37,585.40)	\$ 744,200.46
PETTY CASH	\$ 60.00		\$ -	\$ 60.00
INVESTMENTS - <i>S&amp;W DESIGNATED RESERVE</i>	\$ 34,255.74		\$ -	\$ 34,255.74
INVESTMENTS - <i>SOIL CONSER. &amp; COST SHARE</i>	\$ 62,290.15		\$ -	\$ 62,290.15
INVESTMENTS - <i>CAPITAL EQUIPMENT</i>	\$ 54,500.00		\$ (20,060.00)	\$ 34,440.00
INVESTMENTS - <i>HAYABLE BUFFER</i>	\$ 27,000.00		\$ (9,000.00)	\$ 18,000.00
INVESTMENTS - <i>WINNEBAGO WATERSHED</i>	\$ 13,200.00		\$ 2,000.00	\$ 15,200.00
INVESTMENTS - <i>BEAR CREEK WATERSHED</i>	\$ 15,000.00		\$ 2,000.00	\$ 17,000.00
<b>TOTAL ASSETS</b>	<b>\$ 988,091.75</b>	<b>\$ (90,725.20)</b>	<b>\$ (62,645.40)</b>	<b>\$ 925,446.35</b>
<i>CASH REVENUE</i>	\$ 4,589.90			
<i>JOURNAL ENTERIES</i>	\$ 7,511.89			
<i>CASH DISBURSEMENTS</i>	\$ 102,826.99			

<u>GRANTS</u>	<u>Expiration of Grant</u>	<u>Grant Beginning Balance</u>	<u>Disbursements</u>	<u>Actual Grant Start-to-Date</u>	<u>Grant Remaining Balance</u>
319 Feedlot	8/31/2021	\$6,337.11	\$389.90	\$2,140.40	\$4,185.78
AIS (FY19)	None	\$22,829.00	\$1,605.07	\$9,360.31	\$13,468.69
AIS (FY20)	None	\$11,377.50	\$0.00	\$0.00	\$11,377.50
Bridge Creek - 2018	11/30/2020	\$29,517.50	\$425.03	\$23,547.76	\$5,969.74
Buffer Law (FY20)	12/31/2022	\$20,000.00	\$401.56	\$911.94	\$19,088.06
Conservation Delivery (FY21)	12/31/2022	\$22,505.00	\$3,919.27	\$8,557.26	\$13,947.74
Cover Crop Demonstration Grant (Technical)	12/31/2022	\$25,600.00	\$3,024.87	\$12,987.02	\$12,612.98
Cover Crop Demonstration Grant (Admin)	12/31/2022	\$3,000.00	\$972.51	\$2,466.10	\$533.90
Cover Crop Demo Grant (Cover Crop Cost Share)	12/31/2022	\$144,000.00	\$21,840.00	\$30,000.00	\$114,000.00
Cover Crop Demo Grant (NoTill Cover Crop Cost Share)	12/31/2022	\$36,000.00	\$5,460.00	\$7,500.00	\$28,500.00
Cover Crop Demonstration Grant (Field Days/Events)	12/31/2022	\$3,000.00	\$0.00	\$0.00	\$3,000.00
Cover Crop Demonstration Grant (Inter-seeder)	12/31/2022	\$20,000.00	\$0.00	\$8,805.72	\$11,194.28
Cover Crop Demonstration Grant (Soil Health Testing)	12/31/2022	\$12,000.00	\$20.39	\$20.39	\$11,979.61
Crooked Creek (FY20)	12/31/2020	\$15,000.00	\$1,417.29	\$9,937.67	\$5,062.33
FY19 Local Capacity Service Grant (CWMA)	12/31/2021	\$16,550.00	\$0.00	\$12,550.00	\$4,000.00
FY20 Local Capacity Service Grant (Technical)	12/31/2022	\$106,434.00	\$5,785.12	\$50,990.44	\$55,443.56
FY20 Local Capacity Service Grant (Admin)	12/31/2022	\$10,000.00	\$212.54	\$8,246.52	\$1,753.48
Local Capacity FY20 Amendment (County Appropriator	12/31/2022	\$7,200.00	\$0.00	\$0.00	\$7,200.00
MAWQCP (FY20)	12/31/2020	\$2,500.00	\$0.00	\$735.07	\$1,764.93

**September 2020  
Financial Statement**


Nitrate Monitoring	6/30/2022	\$2,200.00	\$89.84	\$89.84	\$2,110.16
RCPP Feedlot FY17 Technical (Olinger)	12/31/2020	\$691.74	\$0.00	\$0.00	\$691.74
RCPP Feedlot FY17 Cost Share (Olinger)	12/31/2020	\$1,500.00	\$0.00	\$0.00	\$1,500.00
RCPP Feedlot FY20 Technical (Hoscheit)	12/31/2021	\$3,476.00	\$0.00	\$0.00	\$3,476.00
RCPP Feedlot FY20 Cost Share (Hoscheit)	12/31/2021	\$48,026.25	\$0.00	\$0.00	\$48,026.25
Root River 1W1P RCPP FY18 - FY19 (Technical)	10/31/2021	\$42,570.22	\$4,576.86	\$30,229.94	\$12,413.29
Root River 1W1P RCPP FY18 - FY19 Projects	10/31/2021	\$80,260.49	\$20,987.68	\$67,223.89	\$13,036.60
Root River 1W1P FY20 Technical	10/31/2022	\$50,000.00	\$0.00	\$0.00	\$50,000.00
Root River 1W1P FY20 Projects	10/31/2022	\$125,000.00	\$1,262.15	\$10,685.15	\$114,314.85
State Cost Share (FY19) Projects	12/31/2021	\$16,720.80	\$9,002.37	\$16,720.80	\$0.00
State Cost Share (FY20) Projects	12/31/2021	\$16,720.80	\$0.00	\$2,626.70	\$14,094.10
State Cost Share (FY21) - Technical & Admin.	12/31/2022	\$4,180.20	\$0.00	\$0.00	\$4,180.20
SWAG (2020)	12/31/2022	\$12,133.21	\$556.16	\$7,075.56	\$5,057.65
Water Plan (FY20)	12/31/2022	\$12,520.00	\$1,106.38	\$10,091.75	\$2,428.25
WCA (FY20)	12/31/2022	\$20,000.00	\$145.20	\$5,377.85	\$14,622.15
WCPI	12/31/2021	\$292,374.00	\$10,590.88	\$164,125.92	\$128,248.08
WCPI - Engineering	12/31/2021	\$105,223.00	\$1,464.68	\$41,976.01	\$63,246.99

REVENUE

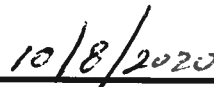
DESCRIPTION	AMOUNT
Interest Income	\$ 36.34
319 Feedlot - 3rd Qtr. 2020 Payment	\$ 420.86
Crooked Creek - 3rd Qtr. 2020 Payment	\$ 4,553.56
Water Plan - 3rd Qtr. Payment	\$ 2,694.53
Water Plan - 3rd Qtr. Payment - County Levy	\$ 4,400.00
<b>Total</b>	
	Cash Revenue \$ 4,589.90
	Journal Entry Revenue \$ 7,515.39

DISBURSEMENTS

DESCRIPTION	AMOUNT
Salaries	\$ 20,616.02
Per Diem	\$ 1,125.00
Health Insurance	\$ 2,836.72
Life Insurance	\$ 96.00
Pera	\$ 1,546.20
FICA	\$ 1,320.01
Medicare	\$ 308.72
Telephone	\$ 50.00
Postage	\$ 3.50
Mileage	\$ 228.85
Office Rent	\$ 1,213.19
Office Supplies	\$ 16.01
Vehical Maintenance	\$ 223.39
Computer Hardware/Software	\$ 1,348.54
State Cost Share - Projects	\$ 9,002.37
SWAG - Equipment & Supplies	\$ 2.98
Bridge Creek - Contract #27BC Olson, C.	\$ 11,605.31
Cover Crop Demo Grant - Projects Cover Crop & NoTill	\$ 27,300.00
1W1P & RCPP 1W1P	\$ 20,987.68
Water Plan - Push-Up Pond Projects	\$ 2,200.00
Water Plan - Pond Clean Out Projects	\$ 800.00
<b>Total</b>	
	Cash Disbursements \$ 102,826.99
	Journal Entry Disbursements \$ 3.50



Signature



Date

**October 2020  
Financial Statement**

<b>ASSETS</b>	<b><u>BEGINNING</u></b>	<b><u>ACTUAL THIS</u></b>	<b><u>ACTUAL YEAR-</u></b>	<b><u>CURRENT</u></b>
	<b><u>BALANCE</u></b>	<b><u>MONTH</u></b>	<b><u>TO-DATE</u></b>	<b><u>BALANCE</u></b>
CASH	\$ 781,785.86	\$ 88,247.56	\$ 50,662.16	\$ 832,448.02
PETTY CASH	\$ 60.00	\$ -	\$ -	\$ 60.00
INVESTMENTS - <i>S&amp;W DESIGNATED RESERVE</i>	\$ 34,255.74	\$ -	\$ -	\$ 34,255.74
INVESTMENTS - <i>SOIL CONSER. &amp; COST SHARE</i>	\$ 62,290.15	\$ -	\$ -	\$ 62,290.15
INVESTMENTS - <i>CAPITAL EQUIPMENT</i>	\$ 54,500.00	\$ -	\$ (20,060.00)	\$ 34,440.00
INVESTMENTS - <i>HAYABLE BUFFER</i>	\$ 27,000.00	\$ -	\$ (9,000.00)	\$ 18,000.00
INVESTMENTS - <i>WINNEBAGO WATERSHED</i>	\$ 13,200.00	\$ -	\$ 2,000.00	\$ 15,200.00
INVESTMENTS - <i>BEAR CREEK WATERSHED</i>	\$ 15,000.00	\$ -	\$ 2,000.00	\$ 17,000.00
<b>TOTAL ASSETS</b>	<b>\$ 988,091.75</b>	<b>\$ 88,247.56</b>	<b>\$ 25,602.16</b>	<b>\$ 1,013,693.91</b>
<i>CASH REVENUE</i>	\$ 136,194.77			
<i>JOURNAL ENTERIES</i>	\$ (4.00)			
<i>CASH DISBURSEMENTS</i>	\$ 47,943.21			

<b><u>GRANTS</u></b>	<b><u>Expiration of</u></b>	<b><u>Grant Beginning</u></b>	<b><u>Actual Grant</u></b>	<b><u>Grant</u></b>	
	<b><u>Grant</u></b>	<b><u>Balance</u></b>	<b><u>Disbursements</u></b>	<b><u>Start-to-Date</u></b>	
				<b><u>Remaining</u></b>	
319 Feedlot	8/31/2021	\$6,337.11	\$523.76	\$2,664.16	\$3,662.02
AIS (FY19)	None	\$22,829.00	\$1,666.01	\$11,026.32	\$11,802.68
AIS (FY20)	None	\$11,377.50	\$0.00	\$0.00	\$11,377.50
Bridge Creek - 2018	11/30/2020	\$29,517.50	\$816.16	\$24,363.92	\$5,153.58
Buffer Law (FY20)	12/31/2022	\$20,000.00	\$2,331.71	\$3,243.65	\$16,756.35
Conservation Delivery (FY21)	12/31/2022	\$22,505.00	\$5,222.03	\$13,779.29	\$8,725.71
Cover Crop Demonstration Grant (Technical)	12/31/2022	\$25,600.00	\$2,785.00	\$15,772.02	\$9,827.98
Cover Crop Demonstration Grant (Admin)	12/31/2022	\$3,000.00	\$533.90	\$3,000.00	\$0.00
Cover Crop Demo Grant (Cover Crop Cost Share)	12/31/2022	\$144,000.00	\$4,128.00	\$34,128.00	\$109,872.00
Cover Crop Demo Grant (NoTill Cover Crop Cost Share)	12/31/2022	\$36,000.00	\$1,032.00	\$8,532.00	\$27,468.00
Cover Crop Demonstration Grant (Field Days/Events)	12/31/2022	\$3,000.00	\$0.00	\$0.00	\$3,000.00
Cover Crop Demonstration Grant (Inter-seeder)	12/31/2022	\$20,000.00	\$0.00	\$8,805.72	\$11,194.28
Cover Crop Demonstration Grant (Soil Health Testing)	12/31/2022	\$12,000.00	\$5,008.80	\$5,029.19	\$6,970.81
Crooked Creek (FY20)	12/31/2020	\$15,000.00	\$1,637.76	\$11,575.43	\$3,424.57
FY19 Local Capacity Service Grant (CWMA)	12/31/2021	\$16,550.00	\$0.00	\$12,550.00	\$4,000.00
FY20 Local Capacity Service Grant (CWMA)	12/31/2022	\$15,000.00	\$0.00	\$0.00	\$15,000.00
FY20 Local Capacity Service Grant (Technical)	12/31/2022	\$106,434.00	\$4,422.96	\$55,413.40	\$51,020.60

**October 2020**

**Financial Statement**

FY20 Local Capacity Service Grant (Admin)	12/31/2022	\$10,000.00	\$556.65	\$8,803.17	\$1,196.83
Local Capacity FY20 Amendment (County Appropriation)	12/31/2022	\$7,200.00	\$0.00	\$0.00	\$7,200.00
MAWQCP (FY20)	12/31/2020	\$2,500.00	\$0.00	\$735.07	\$1,764.93
Nitrate Monitoring	6/30/2022	\$2,200.00	\$22.46	\$112.30	\$2,087.70
RCPP Feedlot FY17 Technical - Engineering Phase (Olinger)	5/15/2021	\$691.74	\$180.57	\$180.57	\$511.17
RCPP Feedlot FY17 Cost Share - Engineering (Olinger)	5/15/2021	\$1,500.00	\$0.00	\$0.00	\$1,500.00
RCPP Feedlot FY17 Technical - Construction Phase (Olinger)	5/15/2021	\$4,860.20	\$722.28	\$722.28	\$4,137.92
RCPP Feedlot FY17 Cost Share - Construction (Olinger)	5/15/2021	\$151,966.97	\$0.00	\$0.00	\$151,966.97
RCPP Feedlot FY20 Technical (Hoscheit)	12/15/2022	\$3,476.70	\$662.09	\$662.09	\$2,813.91
RCPP Feedlot FY20 Cost Share (Hoscheit)	12/15/2022	\$48,026.25	\$0.00	\$0.00	\$48,026.25
Root River 1W1P RCPP FY18 - FY19 (Technical)	10/31/2021	\$42,570.22	\$8,458.04	\$38,687.98	\$3,955.25
Root River 1W1P RCPP FY18 - FY19 Projects	10/31/2021	\$80,260.49	\$0.00	\$67,223.89	\$13,036.60
Root River 1W1P FY20 Technical	10/31/2022	\$50,000.00	\$0.00	\$0.00	\$50,000.00
Root River 1W1P FY20 Projects	10/31/2022	\$125,000.00	\$0.00	\$10,685.15	\$114,314.85
State Cost Share (FY20) Projects	12/31/2021	\$16,720.80	\$0.00	\$2,626.70	\$14,094.10
State Cost Share (FY21) - Technical & Admin.	12/31/2022	\$4,180.20	\$0.00	\$0.00	\$4,180.20
SWAG (2020)	12/31/2022	\$12,133.21	\$19.38	\$7,094.94	\$5,038.27
Water Plan (FY20)	12/31/2022	\$12,520.00	\$770.37	\$10,862.12	\$1,657.88
WCA (FY20)	12/31/2022	\$20,000.00	\$782.47	\$6,160.32	\$13,839.68
WCPI	12/31/2021	\$292,374.00	\$3,575.17	\$167,701.09	\$124,672.91
WCPI - Engineering	12/31/2021	\$105,223.00	\$3,517.59	\$45,493.60	\$59,729.40


REVENUE

DESCRIPTION	AMOUNT
Interest Income	\$ 33.25
SWAG - 3rd Qtr. Payment	\$ 3,109.93
MAWQCP - 3rd Qtr. Payment	\$ 40.07
Bridge Creek - Contract Reimbursement & 3rd Qtr Payment	\$ 13,073.52
WCPI	\$ 119,938.00
<b>Total</b>	
	Cash Revenue \$ 136,194.77
	Journal Entry Revenue \$ -

DISBURSEMENTS

DESCRIPTION	AMOUNT
Salaries	\$ 30,924.01
Health Insurance	\$ 2,836.72
Life Insurance	\$ 6.00
HSA/VEBA Contribution	\$ 1,750.00
Pera	\$ 2,319.30
FICA	\$ 1,889.36
Medicare	\$ 441.86
Telephone	\$ 50.00
Postage	\$ 59.00
Office Rent	\$ 1,213.19
Office Supplies	\$ 499.06
General Supplies	\$ 44.89
Vehical Maintenance	\$ 302.57
Cover Crop Demo Grant - Cover Crop & No-Till Payments	\$ 5,544.00
Cover Crop Demo Grant - Postage	\$ 42.25
Water Plan - Infant Well Testing Reimbursement	\$ 25.00
<b>Total</b>	
	Cash Disbursements \$ 47,943.21
	Journal Entry Disbursements \$ 4.00

  
Signature

  
Date

**November 2020  
Financial Report**

ASSETS	<u>BEGINNING BALANCE</u>	<u>ACTUAL THIS MONTH</u>	<u>ACTUAL YEAR- TO-DATE</u>	<u>CURRENT BALANCE</u>
CASH	\$ 781,785.86	\$ (168,755.68)	\$ (118,093.52)	\$ 663,692.34
PETTY CASH	\$ 60.00	\$ -	\$ -	\$ 60.00
INVESTMENTS - <i>S&amp;W DESIGNATED RESERVE</i>	\$ 34,255.74	\$ -	\$ -	\$ 34,255.74
INVESTMENTS - <i>SOIL CONSER. &amp; COST SHARE</i>	\$ 62,290.15	\$ -	\$ -	\$ 62,290.15
INVESTMENTS - <i>CAPITAL EQUIPMENT</i>	\$ 54,500.00	\$ -	\$ (20,060.00)	\$ 34,440.00
INVESTMENTS - <i>HAYABLE BUFFER</i>	\$ 27,000.00	\$ -	\$ (9,000.00)	\$ 18,000.00
INVESTMENTS - <i>WINNEBAGO WATERSHED</i>	\$ 13,200.00	\$ -	\$ 2,000.00	\$ 15,200.00
INVESTMENTS - <i>BEAR CREEK WATERSHED</i>	\$ 15,000.00	\$ -	\$ 2,000.00	\$ 17,000.00
<b>TOTAL ASSETS</b>	<b>\$ 988,091.75</b>	<b>\$ (168,755.68)</b>	<b>\$ (143,153.52)</b>	<b>\$ 844,938.23</b>
<i>CASH REVENUE</i>	\$ 290.95			
<i>JOURNAL ENTERIES</i>	\$ (2.00)			
<i>CASH DISBURSEMENTS</i>	\$ 169,044.63			

<u>GRANTS</u>	<u>Expiration of Grant</u>	<u>Grant Beginning Balance</u>	<u>Disbursements</u>	<u>Actual Grant Start-to-Date</u>	<u>Grant Remaining</u>
319 Feedlot	8/31/2021	\$6,337.11	\$0.00	\$2,664.16	\$3,662.02
AIS (FY19)	None	\$22,829.00	\$0.00	\$11,026.32	\$11,802.68
AIS (FY20)	None	\$11,377.50	\$0.00	\$0.00	\$11,377.50
Bridge Creek - 2018	11/30/2020	\$29,517.50	\$263.05	\$24,626.97	\$4,890.53
Buffer Law (FY20)	12/31/2022	\$20,000.00	\$1,442.52	\$4,686.17	\$15,313.83
Conservation Delivery (FY21)	12/31/2022	\$22,505.00	\$5,626.15	\$19,405.44	\$3,099.56
Cover Crop Demonstration Grant (Technical)	12/31/2022	\$25,600.00	\$278.50	\$16,050.52	\$9,549.48
Cover Crop Demonstration Grant (Admin)	12/31/2022	\$3,000.00	\$319.58	\$3,319.58	-\$319.58
Cover Crop Demo Grant (Cover Crop Cost Share)	12/31/2022	\$144,000.00	\$103,872.00	\$138,000.00	\$6,000.00
Cover Crop Demo Grant (NoTill Cover Crop Cost Share)	12/31/2022	\$36,000.00	\$25,968.00	\$34,500.00	\$1,500.00
Cover Crop Demonstration Grant (Field Days/Events)	12/31/2022	\$3,000.00	\$0.00	\$0.00	\$3,000.00
Cover Crop Demonstration Grant (Inter-seeder)	12/31/2022	\$20,000.00	\$0.00	\$8,805.72	\$11,194.28
Cover Crop Demonstration Grant (Soil Health Testing)	12/31/2022	\$12,000.00	-\$297.00	\$4,732.19	\$7,267.81
Crooked Creek (FY20)	12/31/2020	\$15,000.00	\$445.60	\$12,021.03	\$2,978.97
FY19 Local Capacity Service Grant (CWMA)	12/31/2021	\$16,550.00	\$0.00	\$12,550.00	\$4,000.00
FY20 Local Capacity Service Grant (CWMA)	12/31/2022	\$15,000.00	\$0.00	\$0.00	\$15,000.00
FY20 Local Capacity Service Grant (Technical)	12/31/2022	\$106,434.00	\$3,146.60	\$58,560.00	\$47,874.00

**November 2020  
Financial Report**


FY20 Local Capacity Service Grant (Admin)	12/31/2022	\$10,000.00	\$460.43	\$9,263.60	\$736.40
Local Capacity FY20 Amendment (County Appropriation)	12/31/2022	\$7,200.00	\$0.00	\$0.00	\$7,200.00
MAWQCP (FY20)	12/31/2020	\$2,500.00	\$0.00	\$735.07	\$1,764.93
Nitrate Monitoring	6/30/2022	\$2,200.00	\$0.00	\$112.30	\$2,087.70
RCPP Feedlot FY17 Technical - Engineering Phase (Olinger)	5/15/2021	\$691.74	\$0.00	\$180.57	\$511.17
RCPP Feedlot FY17 Cost Share - Engineering (Olinger)	5/15/2021	\$1,500.00	\$0.00	\$0.00	\$1,500.00
RCPP Feedlot FY17 Technical - Construction Phase (Olinger)	5/15/2021	\$4,860.20	\$5,687.96	\$6,410.24	-\$1,550.04
RCPP Feedlot FY17 Cost Share - Construction (Olinger)	5/15/2021	\$151,966.97	\$0.00	\$0.00	\$151,966.97
RCPP Feedlot FY20 Technical (Hoscheit)	12/15/2022	\$3,476.70	\$170.89	\$832.98	\$2,643.02
RCPP Feedlot FY20 Cost Share (Hoscheit)	12/15/2022	\$48,026.25	\$0.00	\$0.00	\$48,026.25
Root River 1W1P RCPP FY18 - FY19 (Technical)	10/31/2021	\$42,570.22	\$822.20	\$39,510.18	\$3,133.05
Root River 1W1P RCPP FY18 - FY19 Projects	10/31/2021	\$80,260.49	\$0.00	\$67,223.89	\$13,036.60
Root River 1W1P FY20 Technical	10/31/2022	\$50,000.00	\$0.00	\$0.00	\$50,000.00
Root River 1W1P FY20 Projects	10/31/2022	\$125,000.00	\$0.00	\$10,685.15	\$114,314.85
State Cost Share (FY20) Projects	12/31/2021	\$16,720.80	\$0.00	\$2,626.70	\$14,094.10
State Cost Share (FY21) - Technical & Admin.	12/31/2022	\$4,180.20	\$0.00	\$0.00	\$4,180.20
SWAG (2020)	12/31/2022	\$12,133.21	\$0.00	\$7,094.94	\$5,038.27
Water Plan (FY20)	12/31/2022	\$12,520.00	\$954.81	\$11,816.93	\$703.07
WCA (FY20)	12/31/2022	\$20,000.00	\$356.65	\$6,516.97	\$13,483.03
WCPI	12/31/2021	\$292,374.00	\$6,861.65	\$174,562.74	\$117,811.26
WCPI - Engineering	12/31/2021	\$105,223.00	\$1,503.05	\$46,996.65	\$58,226.35

REVENUE

DESCRIPTION	AMOUNT
Interest Income	\$ 201.11
Nitrate Monitoring Network - 3rd Qtr. 2020 Payment	\$ 89.84
<b>Total</b>	
	Cash Revenue \$ 290.95
	Journal Entry Revenue \$ -

DISBURSEMENTS

DESCRIPTION	AMOUNT
Salaries	\$ 20,616.01
Health Insurance	\$ 2,836.72
Life Insurance	\$ 6.00
Pera	\$ 1,546.20
FICA	\$ 1,250.26
Medicare	\$ 292.40
Telephone	\$ 50.00
Postage	\$ 183.50
Publications, Brochures, Newsletters	\$ 100.00
Audit	\$ 3,075.00
Office Rent	\$ 1,213.19
Office Supplies	\$ 696.17
Vehical Maintenance	\$ 252.96
Trees	\$ 415.00
Education, Awards & Tours	\$ 37.58
State Cost Share - Projects	\$ 4,173.98
Buffer Law - Field Supplies	\$ 248.08
Cover Crop Demo Grant - Cover Crop & No-Till Payments	\$ 129,840.00
Cover Crop Demo Grant - Postage	\$ 95.50
Cover Crop Demo Grant - Equipment - Storage	\$ 126.00
Cover Crop Demo Grant - Lab fees	\$ 1,980.00
WCPI - Mileage Reimbi	\$ 12.08
<b>Total</b>	
	Cash Disbursements \$ 169,044.63
	Journal Entry Disbursements \$ 2.00

  
\_\_\_\_\_  
Signature

12-10-2020  
\_\_\_\_\_  
Date

**December 2020  
Financial Report**

ASSETS	<u>BEGINNING BALANCE</u>	<u>ACTUAL THIS MONTH</u>	<u>ACTUAL YEAR- TO-DATE</u>	<u>CURRENT BALANCE</u>
CASH	\$ 781,785.86	\$ 246,377.99	\$ 128,284.47	\$ 910,070.33
PETTY CASH	\$ 60.00	\$ -	\$ -	\$ 60.00
INVESTMENTS - <i>S&amp;W DESIGNATED RESERVE</i>	\$ 34,255.74	\$ 7,144.00	\$ 7,144.00	\$ 41,399.74
INVESTMENTS - <i>SOIL CONSER. &amp; COST SHARE</i>	\$ 62,290.15	\$ -	\$ -	\$ 62,290.15
INVESTMENTS - <i>CAPITAL EQUIPMENT</i>	\$ 54,500.00	\$ -	\$ (20,060.00)	\$ 34,440.00
INVESTMENTS - <i>HAYABLE BUFFER</i>	\$ 27,000.00	\$ -	\$ (9,000.00)	\$ 18,000.00
INVESTMENTS - <i>WINNEBAGO WATERSHED</i>	\$ 13,200.00	\$ -	\$ 2,000.00	\$ 15,200.00
INVESTMENTS - <i>BEAR CREEK WATERSHED</i>	\$ 15,000.00	\$ -	\$ 2,000.00	\$ 17,000.00
<b>TOTAL ASSETS</b>	<b>\$ 988,091.75</b>	<b>\$ 253,521.99</b>	<b>\$ 110,368.47</b>	<b>\$ 1,098,460.22</b>

*CASH REVENUE* \$ 216,305.23

*JOURNAL ENTERIES* \$ 93,379.37

*CASH DISBURSEMENTS* \$ 56,162.61

*TRANSFER of FUNDS (DESIGNATED RESERVE)* \$ 7,144.00

<u>GRANTS</u>	<u>Expiration of Grant</u>	<u>Grant Beginning Balance</u>	<u>Disbursements</u>	<u>Actual Grant Start-to-Date</u>	<u>Grant Remaining</u>
319 Feedlot	8/31/2021	\$6,337.11	\$0.00	\$2,664.16	\$3,662.02
AIS (FY19)	None	\$22,829.00	\$782.47	\$11,808.79	\$11,020.21
AIS (FY20)	None	\$22,755.00	\$0.00	\$0.00	\$22,755.00
Bridge Creek - 2018	11/30/2020	\$29,517.50	\$898.72	\$25,525.69	\$3,991.81
Buffer Law (FY20)	12/31/2022	\$20,000.00	\$425.24	\$5,111.41	\$14,888.59
Buffer Law (FY21)	12/31/2023	\$17,200.00	\$0.00	\$0.00	\$17,200.00
Conservation Delivery (FY21)	12/31/2022	\$22,505.00	\$2,279.69	\$21,685.13	\$819.87
Cover Crop Demonstration Grant (Technical)	12/31/2022	\$25,600.00	\$635.37	\$16,685.89	\$8,914.11
Cover Crop Demo Grant (Cover Crop Cost Share)	12/31/2022	\$144,000.00	\$0.00	\$138,000.00	\$6,000.00
Cover Crop Demo Grant (NoTill Cover Crop Cost Share)	12/31/2022	\$36,000.00	\$0.00	\$34,500.00	\$1,500.00
Cover Crop Demonstration Grant (Field Days/Events)	12/31/2022	\$3,000.00	\$0.00	\$0.00	\$3,000.00
Cover Crop Demonstration Grant (Inter-seeder)	12/31/2022	\$20,000.00	\$0.00	\$8,805.72	\$11,194.28
Cover Crop Demonstration Grant (Soil Health Testing)	12/31/2022	\$12,000.00	\$0.00	\$4,732.19	\$7,267.81
Crooked Creek (FY20)	12/31/2020	\$15,000.00	\$922.32	\$12,943.35	\$2,056.65
Crooked Creek (FY21)	12/31/2021	\$15,000.00	\$456.83	\$456.83	\$14,543.17
FY19 Local Capacity Service Grant (CWMA)	12/31/2021	\$16,550.00	\$0.00	\$12,550.00	\$4,000.00
FY20 Local Capacity Service Grant (CWMA)	12/31/2022	\$15,000.00	\$0.00	\$0.00	\$15,000.00
FY20 Local Capacity Service Grant (Technical)	12/31/2022	\$106,434.00	\$2,014.85	\$60,574.85	\$45,859.15
FY20 Local Capacity Service Grant (Admin)	12/31/2022	\$10,000.00	\$454.43	\$9,718.03	\$281.97

**December 2020  
Financial Report**

Local Capacity FY20 Amendment (County Appropriation)	12/31/2022	\$14,400.00	\$0.00	\$0.00	\$14,400.00
FY21 Local Capacity Service Grant (Technical)	12/31/2023	\$73,934.00	\$0.00	\$0.00	\$73,934.00
FY21 Local Capacity Service Grant (Admin)	12/31/2023	\$10,000.00	\$0.00	\$0.00	\$10,000.00
FY21 Local Capacity Service Grant (RIM)	12/31/2023	\$2,500.00	\$0.00	\$0.00	\$2,500.00
FY21 Local Capacity Service Grant (Cost Share)	12/31/2023	\$15,000.00	\$0.00	\$0.00	\$15,000.00
FY21 Local Capacity Service Grant (Cover Crop)	12/31/2023	\$15,000.00	\$0.00	\$0.00	\$15,000.00
MAWQCP (FY20)	12/31/2020	\$2,500.00	\$0.00	\$735.07	\$1,764.93
Nitrate Monitoring	6/30/2022	\$2,200.00	\$11.23	\$123.53	\$2,076.47
RCPP Feedlot FY17 Cost Share - Engineering (Olinger)	5/15/2021	\$1,500.00	\$0.00	\$0.00	\$1,500.00
RCPP Feedlot FY17 Technical - Eng. & Construction Phase	5/15/2021	\$7,403.82	\$170.18	\$6,941.56	\$462.26
RCPP Feedlot FY17 Cost Share - Construction (Olinger)	5/15/2021	\$151,966.97	\$0.00	\$0.00	\$151,966.97
RCPP Feedlot FY20 Technical (Hoscheit)	12/15/2022	\$3,476.70	\$300.95	\$1,133.93	\$2,342.07
RCPP Feedlot FY20 Cost Share (Hoscheit)	12/15/2022	\$144,677.81	\$0.00	\$0.00	\$144,677.81
Root River 1W1P RCPP FY18 - FY19 (Technical)	10/31/2021	\$42,570.22	\$3,133.05	\$42,643.23	\$0.00
Root River 1W1P RCPP FY18 - FY19 Projects	10/31/2021	\$80,260.49	\$0.00	\$67,223.89	\$13,036.60
Root River 1W1P FY20 Technical	10/31/2022	\$50,000.00	\$595.59	\$595.59	\$49,404.41
Root River 1W1P FY20 Projects	10/31/2022	\$125,000.00	\$0.00	\$10,685.15	\$114,314.85
State Cost Share (FY20) Projects	12/31/2021	\$16,720.80	\$0.00	\$2,626.70	\$14,094.10
State Cost Share (FY21) - Technical & Admin.	12/31/2022	\$4,180.20	\$0.00	\$0.00	\$4,180.20
SWAG (2020)	12/31/2022	\$12,133.21	\$12.57	\$7,107.51	\$5,025.70
Water Plan (FY20)	12/31/2022	\$12,520.00	\$480.27	\$12,297.20	\$222.80
WCA (FY20)	12/31/2022	\$20,000.00	\$120.38	\$6,637.35	\$13,362.65
WCPI	12/31/2021	\$292,374.00	\$12,892.60	\$187,455.34	\$104,918.66
WCPI - Engineering	12/31/2021	\$105,223.00	\$730.52	\$47,727.17	\$57,495.83


REVENUE

DESCRIPTION	AMOUNT
Sale of Materials	\$ 20.58
Trees	\$ 2,859.97
County Appropriation - 2020 Second Half	\$ 62,500.00
County Appropriation FY20 Local Capacity Match - 2nd Half	\$ 7,200.00
County Appropriation - Bear Creek Watershed - 2020 2nd Half	\$ 1,000.00
Interest Income	\$ 33.27
Sales Tax	\$ 203.38
Refunds/Reimbursements (MCIT) Workers Comp \$1,321; Property/Casualty \$200	\$ 1,521.00
319 Feedlot - 4th Qtr. 2020 Payment	\$ 984.39
Crooked Creek - 4th Qtr. 2020 Payment	\$ 3,585.15
County Appropriation - Winnebago Watershed - 2020 2nd Half	\$ 1,000.00
WCA - 4th Qtr. Payment & FY21 \$5,000 Advance	\$ 5,035.29
Aquatic Invasive Species - 2020 2nd Half	\$ 11,377.50
Buffer Law - FY21	\$ 17,200.00
Local Capacity FY21	\$ 116,434.00
Root River 1W1P - 3rd Qtr Payment FY18-19 \$57,170.23; FY20 16,893.65	\$ 74,063.88
FY20 Cover Crop Demo Grant - Reimbursement	\$ 384.00
Water Plan - 3rd Qtr. Payment	\$ 2,699.19
Water Plan - 3rd Qtr. Payment - County Levy	\$ 1,600.00
<b>Total</b>	<b>Cash Revenue \$ 216,305.23</b>
	<b>Journal Entry Revenue \$ 93,396.37</b>

DISBURSEMENTS

DESCRIPTION	AMOUNT
Salaries	\$ 20,616.00
Per Diem	\$ 1,050.00
Health Insurance	\$ 2,836.72
Life Insurance	\$ 96.00
Pera	\$ 1,546.20
FICA	\$ 1,315.34
Workers Compensation	\$ 143.00
Medicare	\$ 307.62
Telephone	\$ 50.00
Postage	\$ 17.00
Membership Dues	\$ 300.00
Registration/Training Fees	\$ 120.00
Mileage	\$ 203.55
Office Rent	\$ 1,213.19
Misc Charges	\$ 6.00
Office Supplies	\$ 518.95
Vehical Maintenance	\$ 259.71
Education, Awards & Tours	\$ 10.14
Projects - Bear Creek Watershed	\$ 175.50

Local Capacity FY20 CWMA Project	\$ 2,000.00
WCPI - Training Fee	\$ 50.00
1W1P & RCPP 1W1P	\$ 21,729.65
Cover Crop Demo Grant - <i>Postage &amp; Supply</i>	\$ 15.04
Water Plan - <i>Push-Up Pond Projects</i>	\$ 1,200.00
Water Plan - <i>Pond Clean Out Projects</i>	\$ 400.00
<b>Total</b>	
	Cash Disbursements \$ 56,162.61
	Journal Entry Disbursements \$ 17.00
	Transfer to Designated Reserve Investment Acct. \$ 7,144.00

  
Signature

1-14-21  
Date

**January 2021  
Financial Statement**

ASSETS	<u>BEGINNING BALANCE</u>	<u>ACTUAL THIS MONTH</u>	<u>ACTUAL YEAR- TO-DATE</u>	<u>CURRENT BALANCE</u>
CASH	\$ 910,070.33	\$ (126,804.47)	\$ (126,804.47)	\$ 783,265.86
PETTY CASH	\$ 60.00	\$ -	\$ -	\$ 60.00
INVESTMENTS - <i>S&amp;W DESIGNATED RESERVE</i>	\$ 41,399.74	\$ -	\$ -	\$ 41,399.74
INVESTMENTS - <i>SOIL CONSER. &amp; COST SHARE</i>	\$ 62,290.15	\$ -	\$ -	\$ 62,290.15
INVESTMENTS - <i>CAPITAL EQUIPMENT</i>	\$ 34,440.00	\$ -	\$ -	\$ 34,440.00
INVESTMENTS - <i>HAYABLE BUFFER</i>	\$ 18,000.00	\$ -	\$ -	\$ 18,000.00
INVESTMENTS - <i>WINNEBAGO WATERSHED</i>	\$ 15,200.00	\$ -	\$ -	\$ 15,200.00
INVESTMENTS - <i>BEAR CREEK WATERSHED</i>	\$ 17,000.00	\$ -	\$ -	\$ 17,000.00
<b>TOTAL ASSETS</b>	<b>\$ 1,098,460.22</b>	<b>\$ (126,804.47)</b>	<b>\$ (126,804.47)</b>	<b>\$ 971,655.75</b>
<i>CASH REVENUE</i>	\$ 177,784.21			
<i>JOURNAL ENTERIES</i>	\$ 172.93			
<i>CASH DISBURSEMENTS</i>	\$ 304,761.61			

<u>GRANTS</u>	<u>Expiration of Grant</u>	<u>Grant Beginning Balance</u>	<u>Disbursements</u>	<u>Actual Grant Start-to-Date</u>	<u>Grant Remaining</u>
319 Feedlot	8/31/2021	\$6,337.11	\$589.72	\$3,264.81	\$3,072.30
AIS (FY19)	None	\$22,829.00	\$1,343.51	\$13,152.30	\$9,676.70
AIS (FY20)	None	\$22,755.00	\$0.00	\$0.00	\$22,755.00
Buffer Law (FY20)	12/31/2022	\$20,000.00	\$0.00	\$5,111.41	\$14,888.59
Buffer Law (FY21)	12/31/2023	\$17,200.00	\$0.00	\$0.00	\$17,200.00
Conservation Delivery (FY21)	12/31/2022	\$22,505.00	\$819.87	\$22,505.00	\$0.00
Cover Crop Demonstration Grant (Technical)	12/31/2022	\$25,600.00	\$0.00	\$16,685.89	\$8,914.11
Cover Crop Demo Grant (Cover Crop Cost Share)	12/31/2022	\$144,000.00	\$0.00	\$138,000.00	\$6,000.00
Cover Crop Demo Grant (NoTill Cover Crop Cost Share)	12/31/2022	\$36,000.00	\$0.00	\$34,500.00	\$1,500.00
Cover Crop Demonstration Grant (Field Days/Events)	12/31/2022	\$3,000.00	\$0.00	\$0.00	\$3,000.00
Cover Crop Demonstration Grant (Inter-seeder)	12/31/2022	\$20,000.00	\$0.00	\$8,805.72	\$11,194.28
Cover Crop Demonstration Grant (Soil Health Testing)	12/31/2022	\$12,000.00	-\$297.00	\$4,435.19	\$7,564.81
Crooked Creek (FY21)	12/31/2021	\$15,000.00	\$1,543.45	\$1,543.45	\$13,456.55
FY19 Local Capacity Service Grant (CWMA)	12/31/2021	\$16,550.00	\$0.00	\$12,550.00	\$4,000.00
FY20 Local Capacity Service Grant (CWMA)	12/31/2022	\$15,000.00	\$0.00	\$0.00	\$15,000.00
FY20 Local Capacity Service Grant (Technical)	12/31/2022	\$106,434.00	\$7,569.86	\$68,144.71	\$38,289.29
FY20 Local Capacity Service Grant (Admin)	12/31/2022	\$10,000.00	\$281.97	\$10,000.00	\$0.00

**January 2021  
Financial Statement**


Local Capacity FY21 Amendment (County Appropriation)	12/31/2023	\$14,400.00	\$0.00	\$0.00	\$14,400.00
FY21 Local Capacity Service Grant (Cover Crop)	12/31/2023	\$15,000.00	\$0.00	\$0.00	\$15,000.00
FY21 Local Capacity Service Grant (Cost Share)	12/31/2023	\$15,000.00	\$0.00	\$0.00	\$15,000.00
FY21 Local Capacity Service Grant (Technical)	12/31/2023	\$73,934.00	\$0.00	\$0.00	\$73,934.00
FY21 Local Capacity Service Grant (Admin)	12/31/2023	\$10,000.00	\$217.76	\$10,217.76	\$9,782.24
FY21 Local Capacity Service Grant (RIM)	12/31/2023	\$2,500.00	\$0.00	\$0.00	\$2,500.00
MAWQCP (FY20)	12/31/2021	\$2,500.00	\$303.85	\$1,038.92	\$1,461.08
Nitrate Monitoring	6/30/2022	\$2,200.00	\$0.87	\$124.40	\$2,075.60
RCPP Feedlot FY17 Cost Share - Engineering (Olinger)	5/15/2021	\$1,500.00	\$0.00	\$0.00	\$1,500.00
RCPP Feedlot FY17 Technical - Engineering & Constructic	5/15/2021	\$7,403.82	\$0.00	\$6,941.56	\$462.26
RCPP Feedlot FY17 Cost Share - Construction (Olinger)	5/15/2021	\$151,966.97	\$0.00	\$0.00	\$151,966.97
RCPP Feedlot FY20 Technical (Hoscheit)	12/15/2022	\$3,476.70	\$1,151.21	\$1,151.21	\$2,325.49
RCPP Feedlot FY20 Cost Share (Hoscheit)	12/15/2022	\$144,677.81	\$144,677.81	\$144,677.81	\$0.00
Root River 1W1P RCPP FY18 - FY19 Projects	10/31/2021	\$80,260.49	\$13,036.60	\$80,260.49	\$0.00
Root River 1W1P FY20 Technical	10/31/2022	\$50,000.00	\$3,342.55	\$3,342.55	\$46,657.45
Root River 1W1P FY20 Projects	10/31/2022	\$125,000.00	\$5,821.74	\$16,506.89	\$108,493.11
State Cost Share (FY20) Projects	12/31/2021	\$16,720.80	\$0.00	\$6,800.68	\$9,920.12
State Cost Share (FY21) - Technical & Admin.	12/31/2022	\$4,180.20	\$0.00	\$0.00	\$4,180.20
State Cost Share (FY21) Projects	12/31/2022	\$16,720.80	\$0.00	\$0.00	\$16,720.80
SWAG (2020)	12/31/2022	\$12,133.21	\$38.75	\$7,146.26	\$4,986.95
Water Plan (FY20)	12/31/2022	\$12,520.00	\$222.80	\$12,520.00	\$0.00
Water Plan (FY21)	12/31/2022	\$13,000.00	\$1,219.37	\$1,219.37	\$11,780.63
WCA (FY21)	12/31/2022	\$20,000.00	\$2,161.05	\$2,161.05	\$17,838.95
WCPI	12/31/2021	\$292,374.00	\$7,140.43	\$194,595.77	\$97,778.23
WCPI - Engineering	12/31/2021	\$105,223.00	\$0.00	\$47,727.17	\$57,495.83

REVENUE

DESCRIPTION	AMOUNT
Sale of Materials	\$ 51.45
Trees	\$ 1,916.00
Interest Income	\$ 34.36
Sales Tax	\$ 116.32
Nitrate Monitoring Network - 4th Qtr. 2020 Payment	\$ 22.46
RCPD Feedlot Cost Share & Technical	\$ 145,829.02
Bridge Creek - 4th Qtr Payment 2020	\$ 1,641.04
Root River 1W1P	\$ 27,728.06
Cover Crop Demonstration Grant - Re-imbusement	\$ 445.50
Dental Insurance	\$ 172.93
<b>Total</b>	
Cash Revenue	\$ 177,784.21
Journal Entry Revenue	\$ 172.93

DISBURSEMENTS

DESCRIPTION	AMOUNT
Salaries	\$ 21,334.41
Health Insurance	\$ 2,907.04
Life Insurance	\$ 6.00
HSA/VEBA Contribution	\$ 1,750.00
Pera	\$ 1,600.08
FICA	\$ 1,296.06
Medicare	\$ 303.12
Telephone	\$ 50.00
Postage	\$ 2.00
Office Rent	\$ 1,213.19
Office Supplies	\$ 313.15
Vehical Maintenance	\$ 203.62
Trees	\$ 3,221.44
MN Sales & Use Tax	\$ 405.00
RCPD Feedlot Cost Share	\$ 144,677.81
Bridge Creek - Contract #28BC Olson, C.	\$ 113,650.00
Local Capacity FY17 Projects	\$ 7,328.69
Winnebago Watershed - Maintenance Cost Share	\$ 3,900.00
Water Plan - Push-Up Pond Projects	\$ 600.00
<b>Total</b>	
Cash Disbursements	\$ 304,761.61
Journal Entry Disbursements	\$ -

  
Signature

  
Date

**February 2021  
Financial Report**

ASSETS	<u>BEGINNING BALANCE</u>	<u>ACTUAL THIS MONTH</u>	<u>ACTUAL YEAR- TO-DATE</u>	<u>CURRENT BALANCE</u>
CASH	\$ 910,070.33	\$ 183,301.83	\$ 56,497.36	\$ 966,567.69
PETTY CASH	\$ 60.00	\$ -	\$ -	\$ 60.00
INVESTMENTS - <i>S&amp;W DESIGNATED RESERVE</i>	\$ 41,399.74	\$ -	\$ -	\$ 41,399.74
INVESTMENTS - <i>SOIL CONSER. &amp; COST SHARE</i>	\$ 62,290.15	\$ -	\$ -	\$ 62,290.15
INVESTMENTS - <i>CAPITAL EQUIPMENT</i>	\$ 34,440.00	\$ -	\$ -	\$ 34,440.00
INVESTMENTS - <i>HAYABLE BUFFER</i>	\$ 18,000.00	\$ -	\$ -	\$ 18,000.00
INVESTMENTS - <i>WINNEBAGO WATERSHED</i>	\$ 15,200.00	\$ (4,425.31)	\$ (4,425.31)	\$ 10,774.69
INVESTMENTS - <i>BEAR CREEK WATERSHED</i>	\$ 17,000.00	\$ -	\$ -	\$ 17,000.00
<b>TOTAL ASSETS</b>	<b>\$ 1,098,460.22</b>	<b>\$ 178,876.52</b>	<b>\$ 52,072.05</b>	<b>\$ 1,150,532.27</b>
<i>CASH REVENUE</i>	\$ 222,829.60			
<i>JOURNAL ENTERIES</i>	\$ 4,248.30			
<i>CASH DISBURSEMENTS</i>	\$ 43,776.07			

<u>GRANTS</u>	<u>Expiration of Grant</u>	<u>Grant Beginning Balance</u>	<u>Disbursements</u>	<u>Actual Grant Start-to-Date</u>	<u>Grant Remaining</u>
319 Feedlot	8/31/2021	\$6,337.11	\$256.08	\$3,520.89	\$2,816.22
AIS (FY19)	None	\$22,829.00	\$1,799.19	\$14,951.49	\$7,877.51
AIS (FY20)	None	\$22,755.00	\$0.00	\$0.00	\$22,755.00
Buffer Law (FY20)	12/31/2022	\$20,000.00	\$0.00	\$5,111.41	\$14,888.59
Buffer Law (FY21)	12/31/2023	\$17,200.00	\$0.00	\$0.00	\$17,200.00
Cover Crop Demonstration Grant (Technical)	12/31/2022	\$25,600.00	\$303.85	\$16,989.74	\$8,610.26
Cover Crop Demo Grant (Cover Crop Cost Share)	12/31/2022	\$152,854.62	\$0.00	\$138,000.00	\$14,854.62
Cover Crop Demo Grant (NoTill Cover Crop Cost Share)	12/31/2022	\$38,213.66	\$0.00	\$34,500.00	\$3,713.66
Cover Crop Demonstration Grant (Field Days/Events)	12/31/2022	\$3,000.00	\$0.00	\$0.00	\$3,000.00
Cover Crop Demonstration Grant (Inter-seeder)	12/31/2022	\$20,000.00	\$11,194.28	\$20,000.00	\$0.00
Cover Crop Demonstration Grant (Soil Health Testing)	12/31/2022	\$12,000.00	\$0.00	\$4,435.19	\$7,564.81
Crooked Creek (FY21)	12/31/2021	\$15,000.00	\$1,385.92	\$2,929.37	\$12,070.63
FY19 Local Capacity Service Grant (CWMA)	12/31/2021	\$16,550.00	\$0.00	\$12,550.00	\$4,000.00
FY20 Local Capacity Service Grant (CWMA)	12/31/2022	\$15,000.00	\$0.00	\$0.00	\$15,000.00
FY20 Local Capacity Service Grant (Technical)	12/31/2022	\$106,434.00	\$3,714.19	\$71,858.90	\$34,575.10
Local Capacity FY21 Amendment (County Appropriation)	12/31/2023	\$14,400.00	\$0.00	\$0.00	\$14,400.00
FY21 Local Capacity Service Grant (Cover Crop)	12/31/2023	\$15,000.00	\$0.00	\$0.00	\$15,000.00

**March 2021  
Financial Statement**

ASSETS	<u>BEGINNING BALANCE</u>	<u>ACTUAL THIS MONTH</u>	<u>ACTUAL YEAR- TO-DATE</u>	<u>CURRENT BALANCE</u>
CASH	\$ 910,070.33	\$ (21,447.69)	\$ 35,049.67	\$ 945,120.00
PETTY CASH	\$ 60.00	\$ -	\$ -	\$ 60.00
INVESTMENTS - <i>S&amp;W DESIGNATED RESERVE</i>	\$ 41,399.74	\$ -	\$ -	\$ 41,399.74
INVESTMENTS - <i>SOIL CONSER. &amp; COST SHARE</i>	\$ 62,290.15	\$ -	\$ -	\$ 62,290.15
INVESTMENTS - <i>CAPITAL EQUIPMENT</i>	\$ 34,440.00	\$ -	\$ -	\$ 34,440.00
INVESTMENTS - <i>HAYABLE BUFFER</i>	\$ 18,000.00	\$ -	\$ -	\$ 18,000.00
INVESTMENTS - <i>WINNEBAGO WATERSHED</i>	\$ 15,200.00	\$ -	\$ (4,425.31)	\$ 10,774.69
INVESTMENTS - <i>BEAR CREEK WATERSHED</i>	\$ 17,000.00	\$ -	\$ -	\$ 17,000.00
<b>TOTAL ASSETS</b>	<b>\$ 1,098,460.22</b>	<b>\$ (21,447.69)</b>	<b>\$ 30,624.36</b>	<b>\$ 1,129,084.58</b>
<i>CASH REVENUE</i>	\$ 6,836.83			
<i>JOURNAL ENTERIES</i>	\$ 5,190.34			
<i>CASH DISBURSEMENTS</i>	\$ 33,474.86			

<u>GRANTS</u>	<u>Expiration of Grant</u>	<u>Grant Beginning Balance</u>	<u>Disbursements</u>	<u>Actual Grant Start-to-Date</u>	<u>Grant Remaining</u>
319 Feedlot	8/31/2021	\$6,337.11	\$192.06	\$3,712.95	\$2,624.16
AIS (FY19)	None	\$22,829.00	\$616.32	\$15,567.81	\$7,261.19
AIS (FY20)	None	\$22,755.00	\$0.00	\$0.00	\$22,755.00
Buffer Law (FY20)	12/31/2022	\$20,000.00	\$1,016.79	\$6,128.20	\$13,871.80
Buffer Law (FY21)	12/31/2023	\$17,200.00	\$0.00	\$0.00	\$17,200.00
Cover Crop Demonstration Grant (Technical)	12/31/2022	\$25,600.00	\$0.00	\$16,989.74	\$8,610.26
Cover Crop Demo Grant (Cover Crop Cost Share)	12/31/2022	\$152,854.62	\$0.00	\$138,000.00	\$14,854.62
Cover Crop Demo Grant (NoTill Cover Crop Cost Share)	12/31/2022	\$38,213.66	\$0.00	\$34,500.00	\$3,713.66
Cover Crop Demonstration Grant (Field Days/Events)	12/31/2022	\$3,000.00	\$0.00	\$0.00	\$3,000.00
Cover Crop Demonstration Grant (Soil Health Testing)	12/31/2022	\$12,000.00	\$0.00	\$4,435.19	\$7,564.81
Crooked Creek (FY21)	12/31/2021	\$15,000.00	\$394.04	\$3,323.41	\$11,676.59
FY19 Local Capacity Service Grant (CWMA)	12/31/2021	\$16,550.00	\$0.00	\$12,550.00	\$4,000.00
FY20 Local Capacity Service Grant (CWMA)	12/31/2022	\$15,000.00	\$0.00	\$0.00	\$15,000.00
FY20 Local Capacity Service Grant (Technical)	12/31/2022	\$106,434.00	\$7,679.73	\$79,538.63	\$26,895.37
Local Capacity FY21 Amendment (County Appropriation)	12/31/2023	\$14,400.00	\$0.00	\$0.00	\$14,400.00
FY21 Local Capacity Service Grant (Cover Crop)	12/31/2023	\$15,000.00	\$0.00	\$0.00	\$15,000.00
FY21 Local Capacity Service Grant (Cost Share)	12/31/2023	\$15,000.00	\$0.00	\$0.00	\$15,000.00
FY21 Local Capacity Service Grant (Technical)	12/31/2023	\$73,934.00	\$0.00	\$0.00	\$73,934.00
FY21 Local Capacity Service Grant (Admin)	12/31/2023	\$10,000.00	\$1,890.12	\$2,573.12	\$7,426.88
FY21 Local Capacity Service Grant (RIM)	12/31/2023	\$2,500.00	\$0.00	\$0.00	\$2,500.00

**March 2021  
Financial Statement**


MAWQCP (FY20)	12/31/2021	\$2,500.00	\$36.40	\$1,136.09	\$1,363.91
Nitrate Monitoring	6/30/2022	\$2,200.00	\$12.09	\$136.49	\$2,063.51
RCPP Feedlot FY17 Cost Share - Engineering (Olinger)	5/15/2021	\$1,500.00	\$0.00	\$0.00	\$1,500.00
RCPP Feedlot FY17 Technical - Engineering & Constructic	5/15/2021	\$8,095.56	\$362.99	\$7,299.85	\$795.71
RCPP Feedlot FY17 Cost Share - Construction (Olinger)	5/15/2021	\$151,966.97	\$0.00	\$0.00	\$151,966.97
Root River 1W1P FY20 Technical	10/31/2022	\$50,000.00	\$1,428.97	\$6,883.22	\$43,116.78
Root River 1W1P FY20 Projects	10/31/2022	\$125,000.00	\$0.00	\$16,506.89	\$108,493.11
State Cost Share (FY20) Projects	12/31/2021	\$16,720.80	\$0.00	\$6,800.68	\$9,920.12
State Cost Share (FY21) - Technical & Admin.	12/31/2022	\$4,180.20	\$0.00	\$0.00	\$4,180.20
State Cost Share (FY21) Projects	12/31/2022	\$16,720.80	\$0.00	\$0.00	\$16,720.80
SWAG (2020)	12/31/2022	\$11,523.10	\$0.00	\$7,488.95	\$4,034.15
Water Plan (FY21)	12/31/2022	\$13,000.00	\$1,236.35	\$3,988.49	\$9,011.51
WCA (FY21)	12/31/2022	\$20,000.00	\$2,657.01	\$6,939.57	\$13,060.43
WCPI	12/31/2021	\$292,374.00	\$9,650.17	\$213,703.32	\$78,670.68
WCPI - Engineering	12/31/2021	\$105,223.00	\$457.83	\$51,720.70	\$53,502.30

REVENUE

DESCRIPTION	AMOUNT
Sale of Materials	\$ 10.29
Trees	\$ 2,639.50
Interest Income	\$ 30.82
Sales Tax	\$ 182.19
319 Feedlot - 1st Qtr. 2021 Payment	\$ 939.16
RCPP Feedlot Cost Share & Technical	\$ 795.71
Crooked Creek - 1st Qtr. 2021 Payment	\$ 3,178.32
Water Plan - 3rd Qtr. Payment	\$ 3,658.32
Water Plan - 3rd Qtr. Payment - County Levy	\$ 600.00
<b>Total</b>	
	Cash Revenue \$ 6,836.83
	Journal Entry Revenue \$ 5,197.48

DISBURSEMENTS

DESCRIPTION	AMOUNT
Salaries	\$ 21,334.41
Per Diem	\$ 1,500.00
Health Insurance	\$ 2,907.04
Life Insurance	\$ 96.00
Pera	\$ 1,600.08
FICA	\$ 1,389.06
Medicare	\$ 324.86
Telephone	\$ 50.00
Postage	\$ 7.14
Mileage	\$ 336.90
Office Rent	\$ 1,213.19
Office Supplies	\$ 35.89
Vehical Maintenance	\$ 61.07
Trees	\$ 2,114.06
SWAG - Equipment & Supplies	\$ 512.30
<b>Total</b>	
	Cash Disbursements \$ 33,474.86
	Journal Entry Disbursements \$ 7.14

  
Signature

4-8-21  
Date

**February 2021  
Financial Report**

FY21 Local Capacity Service Grant (Cost Share)	12/31/2023	\$15,000.00	\$0.00	\$0.00	\$15,000.00
FY21 Local Capacity Service Grant (Technical)	12/31/2023	\$73,934.00	\$0.00	\$0.00	\$73,934.00
FY21 Local Capacity Service Grant (Admin)	12/31/2023	\$10,000.00	\$465.24	\$683.00	\$9,317.00
FY21 Local Capacity Service Grant (RIM)	12/31/2023	\$2,500.00	\$0.00	\$0.00	\$2,500.00
MAWQCP (FY20)	12/31/2021	\$2,500.00	\$60.77	\$1,099.69	\$1,400.31
Nitrate Monitoring	6/30/2022	\$2,200.00	\$0.00	\$124.40	\$2,075.60
RCPP Feedlot FY17 Cost Share - Engineering (Olinger)	5/15/2021	\$1,500.00	\$0.00	\$0.00	\$1,500.00
RCPP Feedlot FY17 Technical - Engineering & Constructic	5/15/2021	\$8,095.56	\$175.86	\$6,936.86	\$1,158.70
RCPP Feedlot FY17 Cost Share - Construction (Olinger)	5/15/2021	\$151,966.97	\$0.00	\$0.00	\$151,966.97
Root River 1W1P FY20 Technical	10/31/2022	\$50,000.00	\$2,111.70	\$5,454.25	\$44,545.75
Root River 1W1P FY20 Projects	10/31/2022	\$125,000.00	\$34,972.30	\$51,479.19	\$73,520.81
State Cost Share (FY20) Projects	12/31/2021	\$16,720.80	\$0.00	\$6,800.68	\$9,920.12
State Cost Share (FY21) - Technical & Admin.	12/31/2022	\$4,180.20	\$0.00	\$0.00	\$4,180.20
State Cost Share (FY21) Projects	12/31/2022	\$16,720.80	\$0.00	\$0.00	\$16,720.80
SWAG (2020)	12/31/2022	\$12,133.21	\$342.62	\$7,488.88	\$4,644.33
Water Plan (FY21)	12/31/2022	\$13,000.00	\$1,532.77	\$2,752.14	\$10,247.86
WCA (FY21)	12/31/2022	\$20,000.00	\$2,121.51	\$4,282.56	\$15,717.44
WCPI	12/31/2021	\$292,374.00	\$9,457.38	\$204,053.15	\$88,320.85
WCPI - Engineering	12/31/2021	\$105,223.00	\$3,535.70	\$51,262.87	\$53,960.13

REVENUE


DESCRIPTION	AMOUNT
Sale of Materials	\$ 20.58
Trees	\$ 2,183.00
Interest Income	\$ 34.11
Sales Tax	\$ 157.13
JPB - 4th Qtr. 2020 Payment	\$ 1,628.55
RCPP Feedlot Cost Share & Technical	\$ 6,761.00
SWAG - 4th Qtr. Payment	\$ 37.47
Bridge Creek - Contract Reimbursement & 4thQtr Payment 1W1P	\$ 114,279.07
FY 20 Cover Crop Demo Grant	\$ 7,328.69
Transfer from Winnebago Watershed Investment Acct.	\$ 90,400.00
	\$ 4,425.31
<b>Total</b>	
	Cash Revenue \$ 222,829.60
	Journal Entry Revenue \$ 4,425.31

DISBURSEMENTS

DESCRIPTION	AMOUNT
Salaries	\$ 21,334.40
Health Insurance	\$ 2,907.04
Life Insurance	\$ 6.00
Pera	\$ 1,600.08
FICA	\$ 1,296.06
Workers Compensation	\$ 4,729.00
Medicare	\$ 303.12
Telephone	\$ 50.00
Postage	\$ 42.09
Membership Dues	\$ 6,913.69
Office Rent	\$ 1,213.19
Liability Insurance	\$ 2,995.00
Vehical Maintenance	\$ 166.73
Projects - Bear Creek Watershed	\$ 96.76
WCPI - Postage	\$ 126.99
Dental Insurance Payable	\$ 172.93
<b>Total</b>	
	Cash Disbursements \$ 43,776.07
	Journal Entry Disbursements \$ 177.01



Signature



Date

April 2021  
Financial Statement

ASSETS	<u>BEGINNING BALANCE</u>	<u>ACTUAL THIS MONTH</u>	<u>ACTUAL YEAR- TO-DATE</u>	<u>CURRENT BALANCE</u>
CASH	\$ 910,070.33	\$ (43,396.30)	\$ (8,346.63)	\$ 901,723.70
PETTY CASH	\$ 60.00	\$ -	\$ -	\$ 60.00
INVESTMENTS - <i>S&amp;W DESIGNATED RESERVE</i>	\$ 41,399.74	\$ -	\$ -	\$ 41,399.74
INVESTMENTS - <i>SOIL CONSER. &amp; COST SHARE</i>	\$ 62,290.15	\$ -	\$ -	\$ 62,290.15
INVESTMENTS - <i>CAPITAL EQUIPMENT</i>	\$ 34,440.00	\$ -	\$ -	\$ 34,440.00
INVESTMENTS - <i>HAYABLE BUFFER</i>	\$ 18,000.00	\$ -	\$ -	\$ 18,000.00
INVESTMENTS - <i>WINNEBAGO WATERSHED</i>	\$ 15,200.00	\$ -	\$ (4,425.31)	\$ 10,774.69
INVESTMENTS - <i>BEAR CREEK WATERSHED</i>	\$ 17,000.00	\$ -	\$ -	\$ 17,000.00
<b>TOTAL ASSETS</b>	<b>\$ 1,098,460.22</b>	<b>\$ (43,396.30)</b>	<b>\$ (12,771.94)</b>	<b>\$ 1,085,688.28</b>
<i>CASH REVENUE</i>	\$ 1,695.85			
<i>JOURNAL ENTERIES</i>	\$ (4.59)			
<i>CASH DISBURSEMENTS</i>	\$ 45,087.56			

<u>GRANTS</u>	<u>Expiration of Grant</u>	<u>Grant Beginning Balance</u>	<u>Disbursements</u>	<u>Actual Grant Start-to-Date</u>	<u>Grant Remaining</u>
319 Fcedlot	8/31/2021	\$6,337.11	\$0.00	\$3,712.95	\$2,624.16
AIS (FY19)	None	\$22,829.00	\$0.00	\$15,567.81	\$7,261.19
AIS (FY20)	None	\$22,755.00	\$0.00	\$0.00	\$22,755.00
Buffer Law (FY20)	12/31/2022	\$20,000.00	\$181.58	\$6,309.78	\$13,690.22
Buffer Law (FY21)	12/31/2023	\$17,200.00	\$0.00	\$0.00	\$17,200.00
Cover Crop Demonstration Grant (Technical)	12/31/2022	\$25,600.00	\$668.47	\$17,658.21	\$7,941.79
Cover Crop Demo Grant (Cover Crop Cost Share)	12/31/2022	\$152,854.62	\$0.00	\$138,000.00	\$14,854.62
Cover Crop Demo Grant (NoTill Cover Crop Cost Share)	12/31/2022	\$38,213.66	\$0.00	\$34,500.00	\$3,713.66
Cover Crop Demonstration Grant (Field Days/Events)	12/31/2022	\$3,000.00	\$0.00	\$0.00	\$3,000.00
Cover Crop Demonstration Grant (Soil Health Testing)	12/31/2022	\$12,000.00	\$0.00	\$4,435.19	\$7,564.81
Crooked Creek (FY21)	12/31/2021	\$15,000.00	\$881.32	\$4,204.73	\$10,795.27
FY19 Local Capacity Service Grant (CWMA)	12/31/2021	\$16,550.00	\$0.00	\$12,550.00	\$4,000.00
FY20 Local Capacity Service Grant (CWMA)	12/31/2022	\$15,000.00	\$0.00	\$0.00	\$15,000.00
FY20 Local Capacity Service Grant (Technical)	12/31/2022	\$106,434.00	\$5,642.07	\$85,180.70	\$21,253.30
Local Capacity FY21 Amendment (County Appropriation)	12/31/2023	\$14,400.00	\$0.00	\$0.00	\$14,400.00
FY21 Local Capacity Service Grant (Cover Crop)	12/31/2023	\$15,000.00	\$0.00	\$0.00	\$15,000.00
FY21 Local Capacity Service Grant (Cost Share)	12/31/2023	\$15,000.00	\$0.00	\$0.00	\$15,000.00

April 2021  
Financial Statement


FY21 Local Capacity Service Grant (Technical)	12/31/2023	\$73,934.00	\$0.00	\$0.00	\$73,934.00
FY21 Local Capacity Service Grant (Admin)	12/31/2023	\$10,000.00	\$375.17	\$2,948.29	\$7,051.71
FY21 Local Capacity Service Grant (RIM)	12/31/2023	\$2,500.00	\$0.00	\$0.00	\$2,500.00
MAWQCP (FY20)	12/31/2021	\$2,500.00	\$524.55	\$1,660.64	\$839.36
Nitrate Monitoring	6/30/2022	\$2,200.00	\$168.08	\$304.57	\$1,895.43
RCPP Feedlot FY17 Cost Share - Engineering (Olinger)	5/15/2021	\$1,500.00	\$0.00	\$0.00	\$1,500.00
RCPP Feedlot FY17 Technical - Engineering & Constructic	5/15/2021	\$8,095.56	\$427.20	\$7,727.05	\$368.51
RCPP Feedlot FY17 Cost Share - Construction (Olinger)	5/15/2021	\$151,966.97	\$0.00	\$0.00	\$151,966.97
Root River IWIP FY20 Technical	10/31/2022	\$50,000.00	\$2,920.77	\$9,803.99	\$40,196.01
Root River IWIP FY20 Projects	10/31/2022	\$125,000.00	\$0.00	\$16,506.89	\$108,493.11
State Cost Share (FY20) Projects	12/31/2021	\$16,720.80	\$0.00	\$6,800.68	\$9,920.12
State Cost Share (FY21) - Technical & Admin.	12/31/2022	\$4,180.20	\$96.78	\$96.78	\$4,083.42
State Cost Share (FY21) Projects	12/31/2022	\$16,720.80	\$0.00	\$0.00	\$16,720.80
SWAG (2020)	12/31/2022	\$11,523.10	\$0.00	\$7,488.95	\$4,034.15
Water Plan (FY21)	12/31/2022	\$13,000.00	\$1,333.01	\$5,321.50	\$7,678.50
WCA (FY21)	12/31/2022	\$20,000.00	\$2,848.89	\$9,788.46	\$10,211.54
WCPI	12/31/2021	\$292,374.00	\$14,905.68	\$228,609.00	\$63,765.00
WCPI - Engineering	12/31/2021	\$105,223.00	\$3,856.23	\$55,576.93	\$49,646.07

REVENUE

DESCRIPTION	AMOUNT
Sale of Materials	\$ 98.23
Trees	\$ 696.00
Interest Income	\$ 34.13
Sales Tax	\$ 56.51
Crooked Creek - <i>Reimbursement</i>	\$ 409.96
MAWQCP - <i>1st Qtr. Payment</i>	\$ 401.02
<b>Total</b>	
Cash Revenue	\$ 1,695.85
Journal Entry Revenue	\$ -

DISBURSEMENTS

DESCRIPTION	AMOUNT
Salaries	\$ 32,001.63
Health Insurance	\$ 2,907.04
Life Insurance	\$ 6.00
HSA/VEBA Contribution	\$ 1,750.00
Pera	\$ 2,400.12
FICA	\$ 1,957.43
Medicare	\$ 457.79
Telephone	\$ 50.00
Postage	\$ 4.59
Office Rent	\$ 1,213.19
Misc Charges	\$ 22.92
Office Supplies	\$ 358.18
Field Supplies	\$ 213.50
Vehical Maintenance	\$ 256.40
Trees	\$ 681.51
MN Sales & Use Tax	\$ 1.89
Crooked Creek - Misc Charges & Recording Fees	\$ 409.96
Water Plan - <i>Por.d Clean Out Projects</i>	\$ 400.00
<b>Total</b>	
Cash Disbursements	\$ 45,087.56
Journal Entry Disbursements	\$ 4.59

  
Signature

  
Date

May 2021  
Financial Statement

ASSETS	<u>BEGINNING BALANCE</u>	<u>ACTUAL THIS MONTH</u>	<u>ACTUAL YEAR- TO-DATE</u>	<u>CURRENT BALANCE</u>
CASH	\$ 910,070.33	\$ (180,055.89)	\$ (188,402.52)	\$ 721,667.81
PETTY CASH	\$ 60.00	\$ -	\$ -	\$ 60.00
INVESTMENTS - <i>S&amp;W DESIGNATED RESERVE</i>	\$ 41,399.74	\$ -	\$ -	\$ 41,399.74
INVESTMENTS - <i>SOIL CONSER. &amp; COST SHARE</i>	\$ 62,290.15	\$ -	\$ -	\$ 62,290.15
INVESTMENTS - <i>CAPITAL EQUIPMENT</i>	\$ 34,440.00	\$ -	\$ -	\$ 34,440.00
INVESTMENTS - <i>HAYABLE BUFFER</i>	\$ 18,000.00	\$ -	\$ -	\$ 18,000.00
INVESTMENTS - <i>WINNEBAGO WATERSHED</i>	\$ 15,200.00	\$ -	\$ (4,425.31)	\$ 10,774.69
INVESTMENTS - <i>BEAR CREEK WATERSHED</i>	\$ 17,000.00	\$ -	\$ -	\$ 17,000.00
<b>TOTAL ASSETS</b>	<b>\$ 1,098,460.22</b>	<b>\$ (180,055.89)</b>	<b>\$ (192,827.83)</b>	<b>\$ 905,632.39</b>
<i>CASH REVENUE</i>	\$ 5,506.87			
<i>JOURNAL ENTERIES</i>	\$ (4.08)			
<i>CASH DISBURSEMENTS</i>	\$ 185,558.68			

<u>GRANTS</u>	<u>Expiration of Grant</u>	<u>Grant Beginning Balance</u>	<u>Disbursements</u>	<u>Actual Grant Start-to-Date</u>	<u>Grant Remaining</u>
319 Feedlot	8/31/2021	\$6,337.11	\$0.00	\$3,712.95	\$2,624.16
AIS (FY19)	None	\$22,829.00	\$704.22	\$16,272.03	\$6,556.97
AIS (FY20)	None	\$22,755.00	\$0.00	\$0.00	\$22,755.00
Buffer Law (FY20)	12/31/2022	\$20,000.00	\$407.52	\$6,717.30	\$13,282.70
Buffer Law (FY21)	12/31/2023	\$17,200.00	\$0.00	\$0.00	\$17,200.00
Cover Crop Demonstration Grant (Technical)	12/31/2022	\$25,600.00	\$486.16	\$18,144.37	\$7,455.63
Cover Crop Demo Grant (Cover Crop Cost Share)	12/31/2022	\$152,854.62	\$0.00	\$138,000.00	\$14,854.62
Cover Crop Demo Grant (NoTill Cover Crop Cost Share)	12/31/2022	\$38,213.66	\$0.00	\$34,500.00	\$3,713.66
Cover Crop Demonstration Grant (Field Days/Events)	12/31/2022	\$3,000.00	\$0.00	\$0.00	\$3,000.00
Cover Crop Demonstration Grant (Soil Health Testing)	12/31/2022	\$12,000.00	\$0.00	\$4,435.19	\$7,564.81
Crooked Creek (FY21)	12/31/2021	\$15,000.00	\$1,068.21	\$5,272.94	\$9,727.06
Easement Delivery (FY20)	6/30/2025	\$3,350.00	\$157.27	\$0.00	\$3,192.73
FY19 Local Capacity Service Grant (CWMA)	12/31/2021	\$16,550.00	\$0.00	\$12,550.00	\$4,000.00
FY20 Local Capacity Service Grant (CWMA)	12/31/2022	\$15,000.00	\$0.00	\$0.00	\$15,000.00
FY20 Local Capacity Service Grant (Technical)	12/31/2022	\$106,434.00	\$1,368.12	\$86,548.82	\$19,885.18
Local Capacity FY21 Amendment (County Appropriation)	12/31/2023	\$14,400.00	\$0.00	\$0.00	\$14,400.00
FY21 Local Capacity Service Grant (Cover Crop)	12/31/2023	\$15,000.00	\$0.00	\$0.00	\$15,000.00

May 2021  
Financial Statement


FY21 Local Capacity Service Grant (Cost Share)	12/31/2023	\$15,000.00	\$0.00	\$0.00	\$15,000.00
FY21 Local Capacity Service Grant (Technical)	12/31/2023	\$73,934.00	\$0.00	\$0.00	\$73,934.00
FY21 Local Capacity Service Grant (Admin)	12/31/2023	\$10,000.00	\$201.75	\$3,150.04	\$6,849.96
FY21 Local Capacity Service Grant (RIM)	12/31/2023	\$2,500.00	\$314.57	\$314.57	\$2,185.43
MAWQCP (FY20)	12/31/2021	\$2,500.00	\$0.00	\$1,660.64	\$839.36
Nitrate Monitoring	6/30/2022	\$2,200.00	\$72.58	\$377.15	\$1,822.85
RCPP Feedlot FY17 Cost Share - Engineering (Olinger)	5/15/2021	\$1,500.00	\$1,500.00	\$1,500.00	\$0.00
RCPP Feedlot FY17 Technical - Engineering & Constructic	5/15/2021	\$8,095.56	\$368.51	\$8,095.56	\$0.00
RCPP Feedlot FY17 Cost Share - Construction (Olinger)	5/15/2021	\$151,966.97	\$151,966.97	\$151,966.97	\$0.00
Root River 1W1P FY20 Technical	10/31/2022	\$50,000.00	\$355.05	\$10,159.04	\$39,840.96
Root River 1W1P FY20 Projects	10/31/2022	\$125,000.00	\$0.00	\$16,506.89	\$108,493.11
State Cost Share (FY20) Projects	12/31/2021	\$16,720.80	\$0.00	\$6,800.68	\$9,920.12
State Cost Share (FY21) - Technical & Admin.	12/31/2022	\$4,180.20	\$0.00	\$96.78	\$4,083.42
State Cost Share (FY21) Projects	12/31/2022	\$16,720.80	\$0.00	\$0.00	\$16,720.80
SWAG (2021)	12/31/2022	\$11,523.10	\$59.36	\$7,548.31	\$3,974.79
Water Plan (FY21)	12/31/2022	\$13,000.00	\$895.03	\$6,216.53	\$6,783.47
WCA (FY21)	12/31/2022	\$20,000.00	\$1,216.38	\$11,004.84	\$8,995.16
WCPI	12/31/2021	\$292,374.00	\$8,301.26	\$236,910.26	\$55,463.74
WCPI - Engineering	12/31/2021	\$105,223.00	\$10,131.51	\$65,708.44	\$39,514.56

REVENUE

DESCRIPTION	AMOUNT
Sale of Materials	\$ 93.56
Interest Income	\$ 137.34
Sales Tax	\$ 6.44
1W1P - 1st Qtr. 2021	\$ 5,269.53
<b>Total</b>	
	Cash Revenue \$ 5,506.87
	Journal Entry Revenue \$ -

DISBURSEMENTS

DESCRIPTION	AMOUNT
Salaries	\$ 21,730.16
Health Insurance	\$ 2,907.04
Life Insurance	\$ 6.00
Pera	\$ 1,629.76
FICA	\$ 1,320.60
Medicare	\$ 308.86
Telephone	\$ 50.00
Postage	\$ 4.08
Office Rent	\$ 1,213.19
Misc Charges	\$ 0.86
Office Supplies	\$ 229.77
Vehical Maintenance	\$ 388.64
Trees	\$ 603.58
RCPP Cost Share	\$ 154,770.22
Water Plan - <i>Pond Clean Out Projects</i>	\$ 400.00
<b>Total</b>	
	Cash Disbursements \$ 185,558.68
	Journal Entry Disbursements \$ 4.08

  
Signature

6-10-21  
Date

**June 2021**  
**Root River SWCD Treasurer's Report**

ASSETS	<u>BEGINNING</u> <u>BALANCE</u>	<u>ACTUAL THIS</u> <u>MONTH</u>	<u>ACTUAL</u> <u>YEAR-TO-</u> <u>DATE</u>	<u>CURRENT</u> <u>BALANCE</u>
CASH	\$ 910,070.33	\$ 198,367.28	\$ 9,964.76	\$ 920,035.09
PETTY CASH	\$ 60.00	\$ -	\$ -	\$ 60.00
INVESTMENTS - <i>S&amp;W DESIGNATED RESERVE</i>	\$ 41,399.74	\$ -	\$ -	\$ 41,399.74
INVESTMENTS - <i>SOIL CONSER. &amp; COST SHARE</i>	\$ 62,290.15	\$ -	\$ -	\$ 62,290.15
INVESTMENTS - <i>CAPITAL EQUIPMENT</i>	\$ 34,440.00	\$ -	\$ -	\$ 34,440.00
INVESTMENTS - <i>HAYABLE BUFFER</i>	\$ 18,000.00	\$ -	\$ -	\$ 18,000.00
INVESTMENTS - <i>WINNEBAGO WATERSHED</i>	\$ 15,200.00	\$ -	\$ (4,425.31)	\$ 10,774.69
INVESTMENTS - <i>BEAR CREEK WATERSHED</i>	\$ 17,000.00	\$ -	\$ -	\$ 17,000.00
<b>TOTAL ASSETS</b>	<b>\$ 1,098,460.22</b>	<b>\$ 198,367.28</b>	<b>\$ 5,539.45</b>	<b>\$ 1,103,999.67</b>
<i>CASH REVENUE</i>	\$ 157,820.35			
<i>JOURNAL ENTERIES</i>	\$ 75,234.09			
<i>CASH DISBURSEMENTS</i>	\$ 34,687.16			

<u>GRANTS</u>	<u>Expiration</u> <u>of Grant</u>	<u>Grant</u> <u>Beginning</u> <u>Balance</u>	<u>Disbursements</u>	<u>Actual Grant</u> <u>Start-to-Date</u>	<u>Grant</u> <u>Remaining</u> <u>Balance</u>
319 Feedlot	8/31/2021	\$6,337.11	\$230.70	\$3,943.65	\$2,393.46
AIS (FY19)	None	\$22,829.00	\$962.80	\$17,234.83	\$5,594.17
AIS (FY20)	None	\$22,755.00	\$0.00	\$0.00	\$22,755.00
Buffer Law (FY20)	12/31/2022	\$20,000.00	\$273.43	\$6,990.73	\$13,009.27
Buffer Law (FY21)	12/31/2023	\$17,200.00	\$0.00	\$0.00	\$17,200.00
Cover Crop Demonstration Grant (Technical)	12/31/2022	\$25,600.00	\$399.61	\$18,543.98	\$7,056.02
Cover Crop Demo Grant (Cover Crop Cost Share)	12/31/2022	\$152,854.62	\$0.00	\$138,000.00	\$14,854.62
Cover Crop Demo Grant (NoTill Cover Crop Cost Share)	12/31/2022	\$38,213.66	\$0.00	\$34,500.00	\$3,713.66
Cover Crop Demonstration Grant (Field Days/Events)	12/31/2022	\$3,000.00	\$0.00	\$0.00	\$3,000.00
Cover Crop Demonstration Grant (Soil Health Testing)	12/31/2022	\$12,000.00	\$0.00	\$4,435.19	\$7,564.81
Crooked Creek (FY21)	12/31/2021	\$15,000.00	\$1,131.61	\$6,404.55	\$8,595.45
Easement Delivery (FY20)	6/30/2025	\$3,350.00	\$418.91	\$418.91	\$2,773.82
FY19 Local Capacity Service Grant (CWMA)	12/31/2021	\$16,550.00	\$0.00	\$12,550.00	\$4,000.00
FY20 Local Capacity Service Grant (CWMA)	12/31/2022	\$15,000.00	\$0.00	\$0.00	\$15,000.00

June 2021

Root River SWCD Treasurer's Report

FY20 Local Capacity Service Grant (Technical)	12/31/2022	\$106,434.00	\$6,018.37	\$92,567.19	\$13,866.81
Local Capacity FY21 Amendment (County Appropriation)	12/31/2023	\$14,400.00	\$0.00	\$0.00	\$14,400.00
FY21 Local Capacity Service Grant (Cover Crop)	12/31/2023	\$15,000.00	\$0.00	\$0.00	\$15,000.00
FY21 Local Capacity Service Grant (Cost Share)	12/31/2023	\$15,000.00	\$0.00	\$0.00	\$15,000.00
FY21 Local Capacity Service Grant (Technical)	12/31/2023	\$73,934.00	\$0.00	\$0.00	\$73,934.00
FY21 Local Capacity Service Grant (Admin)	12/31/2023	\$10,000.00	\$702.65	\$3,852.69	\$6,147.31
FY21 Local Capacity Service Grant (RIM)	12/31/2023	\$2,500.00	\$508.06	\$822.63	\$1,677.37
MAWQCP (FY20)	12/31/2021	\$2,500.00	\$56.85	\$1,717.49	\$782.51
Nitrate Monitoring	6/30/2022	\$2,200.00	\$81.05	\$458.20	\$1,741.80
Root River 1W1P FY20 CIP Cost Share (Crooked Crk)	10/31/2022	\$380,000.00	\$0.00	\$0.00	\$380,000.00
Root River 1W1P FY20 CIP Technical (Crooked Crk)	10/31/2022	\$55,000.00	\$3,476.89	\$3,476.89	\$51,523.11
Root River 1W1P FY20 Technical	10/31/2022	\$50,000.00	-\$281.12	\$9,877.92	\$40,122.08
Root River 1W1P FY20 Projects	10/31/2022	\$125,000.00	\$2,549.70	\$19,056.59	\$105,943.41
State Cost Share (FY20) Projects	12/31/2021	\$16,720.80	\$0.00	\$6,800.68	\$9,920.12
State Cost Share (FY21) - Technical & Admin.	12/31/2022	\$4,180.20	\$24.19	\$120.97	\$4,059.23
State Cost Share (FY21) Projects	12/31/2022	\$16,720.80	\$0.00	\$0.00	\$16,720.80
SWAG (2021)	12/31/2022	\$11,523.10	\$1,430.20	\$8,978.51	\$2,544.59
Water Plan (FY21)	12/31/2022	\$13,000.00	\$295.98	\$6,512.51	\$6,487.49
WCA (FY21)	12/31/2022	\$20,000.00	\$1,139.42	\$12,144.26	\$7,855.74
WCPI	12/31/2021	\$292,374.00	\$9,018.67	\$245,928.93	\$46,445.07
WCPI - Engineering	12/31/2021	\$105,223.00	\$2,911.76	\$68,620.20	\$36,602.80

REVENUE

DESCRIPTION	AMOUNT
Sale of Materials	\$ 337.77
County Appropriation - 2021 First Half	\$ 62,500.00
County Appropriation - Bear Creek Watershed - 2021 First Half	\$ 1,000.00
Interest Income	\$ 34.17
Sales Tax	\$ 23.23
319 Feedlot - 2nd Qtr. 2021 Payment	\$ 423.77
RCPP Feedlot Cost Share & Technical	\$ 154,075.18
Easement Delivery - FY20	\$ 3,350.00
County Appropriation - Winnebago Watershed - 2021 First Half	\$ 1,000.00
WCA - 2nd Qtr. Payment	\$ 3,321.81
Local Capacity FY21 (County Appropriation)	\$ 2,400.00
Water Plan - 2nd Qtr. Payment	\$ 2,995.14
Water Plan - 2nd Qtr. Payment - County Levy	\$ 1,600.00
<b>Total</b>	
	Cash Revenue \$ 157,820.35
	Journal Entry Revenue \$ 75,240.72

DISBURSEMENTS

DESCRIPTION	AMOUNT
Salaries	\$ 21,334.41
Per Diem	\$ 1,050.00
Health Insurance	\$ 2,907.04
Life Insurance	\$ 96.00
Pera	\$ 1,600.08
FICA	\$ 1,361.16
Medicare	\$ 318.34
Telephone	\$ 50.00
Postage	\$ 61.63
Mileage	\$ 232.96
Office Rent	\$ 1,213.19
Office Supplies	\$ 246.87
Vehical Maintenance	\$ 819.32
Education, Awards & Tours	\$ 53.09
1W1P & RCPP 1W1P	\$ 2,549.70
Water Plan - Pond Clean Out Projects	\$ 800.00
<b>Total</b>	
	Cash Disbursements \$ 34,687.16
	Journal Entry Disbursements \$ 6.63

  
Signature

7-8-21  
Date

July 2021

Root River SWCD Treasurer's Report

ASSETS	<u>BEGINNING</u> <u>BALANCE</u>	<u>ACTUAL THIS</u> <u>MONTH</u>	<u>ACTUAL</u> <u>YEAR-TO-</u> <u>DATE</u>	<u>CURRENT</u> <u>BALANCE</u>
CASH	\$ 910,070.33	\$ (10,937.02)	\$ (972.26)	\$ 909,098.07
PETTY CASH	\$ 60.00	\$ -	\$ -	\$ 60.00
INVESTMENTS - S&W DESIGNATED RESERVE	\$ 41,399.74	\$ -	\$ -	\$ 41,399.74
INVESTMENTS - SOIL CONSER. & COST SHARE	\$ 62,290.15	\$ -	\$ -	\$ 62,290.15
INVESTMENTS - CAPITAL EQUIPMENT	\$ 34,440.00	\$ -	\$ -	\$ 34,440.00
INVESTMENTS - HAYABLE BUFFER	\$ 18,000.00	\$ (9,000.00)	\$ (9,000.00)	\$ 9,000.00
INVESTMENTS - WINNEBAGO WATERSHED	\$ 15,200.00	\$ -	\$ (4,425.31)	\$ 10,774.69
INVESTMENTS - BEAR CREEK WATERSHED	\$ 17,000.00	\$ -	\$ -	\$ 17,000.00
<b>TOTAL ASSETS</b>	<b>\$ 1,098,460.22</b>	<b>\$ (19,937.02)</b>	<b>\$ (14,397.57)</b>	<b>\$ 1,084,062.65</b>
CASH REVENUE	\$ 99,864.73			
JOURNAL ENTERIES	\$ 11,352.42			
CASH DISBURSEMENTS	\$ 122,154.17			

<u>GRANTS</u>	<u>Expiration</u> <u>of Grant</u>	<u>Grant</u> <u>Beginning</u> <u>Balance</u>	<u>Disbursements</u>	<u>Actual Grant</u> <u>Start-to-Date</u>	<u>Grant</u> <u>Remaining</u> <u>Balance</u>
319 Feedlot	8/31/2021	\$6,337.11	\$0.00	\$3,943.65	\$2,393.46
AIS (FY19)	None	\$22,829.00	\$1,428.81	\$18,663.64	\$4,165.36
AIS (FY20)	None	\$22,755.00	\$0.00	\$0.00	\$22,755.00
AIS (FY21)	None	\$11,356.50	\$0.00	\$0.00	\$0.00
Buffer Law (FY20)	12/31/2022	\$20,000.00	\$40.35	\$7,031.08	\$12,968.92
Buffer Law (FY21)	12/31/2023	\$17,200.00	\$0.00	\$0.00	\$17,200.00
Cover Crop Demonstration Grant (Technical)	12/31/2022	\$25,600.00	\$0.00	\$18,543.98	\$7,056.02
Cover Crop Demo Grant (Cover Crop Cost Share)	12/31/2022	\$152,854.62	\$0.00	\$138,000.00	\$14,854.62
Cover Crop Demo Grant (NoTill Cover Crop Cost Share)	12/31/2022	\$38,213.66	\$0.00	\$34,500.00	\$3,713.66
Cover Crop Demonstration Grant (Field Days/Events)	12/31/2022	\$3,000.00	\$0.00	\$0.00	\$3,000.00
Cover Crop Demonstration Grant (Soil Health Testing)	12/31/2022	\$12,000.00	\$0.00	\$4,435.19	\$7,564.81
Crooked Creek (FY21)	12/31/2021	\$15,000.00	\$850.78	\$7,255.33	\$7,744.67
Easement Delivery (FY20)	6/30/2025	\$3,350.00	\$2,369.31	\$2,788.22	\$404.51
FY19 Local Capacity Service Grant (CWMA)	12/31/2021	\$16,550.00	\$0.00	\$12,550.00	\$4,000.00
FY20 Local Capacity Service Grant (CWMA)	12/31/2022	\$15,000.00	\$0.00	\$0.00	\$15,000.00
FY20 Local Capacity Service Grant (Technical)	12/31/2022	\$106,434.00	\$2,645.03	\$95,212.22	\$11,221.78

**July 2021**

**Root River SWCD Treasurer's Report**


Local Capacity FY21 Amendment (County Appropriation)	12/31/2023	\$14,400.00	\$0.00	\$0.00	\$14,400.00
FY21 Local Capacity Service Grant (Cover Crop)	12/31/2023	\$15,000.00	\$0.00	\$0.00	\$15,000.00
FY21 Local Capacity Service Grant (Cost Share)	12/31/2023	\$15,000.00	\$0.00	\$0.00	\$15,000.00
FY21 Local Capacity Service Grant (Technical)	12/31/2023	\$73,934.00	\$0.00	\$0.00	\$73,934.00
FY21 Local Capacity Service Grant (Admin)	12/31/2023	\$10,000.00	\$0.00	\$3,852.69	\$6,147.31
FY21 Local Capacity Service Grant (RIM)	12/31/2023	\$2,500.00	\$1,637.02	\$2,459.65	\$40.35
MAWQCP (FY20)	12/31/2021	\$2,500.00	\$0.00	\$1,717.49	\$782.51
MDH Safe Drinking Water in SE MN (Outreach)	12/31/2022	\$3,000.00	\$1,694.62	\$1,694.62	\$1,305.38
MDH Safe Drinking Water in SE MN (Cost Share)	12/31/2022	\$8,600.00	\$0.00	\$0.00	\$8,600.00
MDH Safe Drinking Water in SE MN (Tech In-Kind)	12/31/2022	\$1,600.00	\$0.00	\$0.00	\$1,600.00
Nitrate Monitoring	6/30/2022	\$2,200.00	\$0.00	\$401.35	\$1,798.65
Root River 1W1P FY20 CIP Cost Share (Crooked Crk)	10/31/2022	\$380,000.00	\$0.00	\$0.00	\$0.00
Root River 1W1P FY20 CIP Technical (Crooked Crk)	10/31/2022	\$55,000.00	\$2,460.48	\$5,937.37	\$49,062.63
Root River 1W1P FY20 Technical	10/31/2022	\$50,000.00	\$80.70	\$9,958.62	\$40,041.38
Root River 1W1P FY20 Projects	10/31/2022	\$125,000.00	\$1,309.89	\$20,366.48	\$104,633.52
State Cost Share (FY20) Projects	12/31/2021	\$16,720.80	\$0.00	\$6,800.68	\$9,920.12
State Cost Share (FY21) - Technical & Admin.	12/31/2022	\$4,180.20	\$0.00	\$120.97	\$4,059.23
State Cost Share (FY21) Projects	12/31/2022	\$16,720.80	\$0.00	\$0.00	\$16,720.80
SWAG (2021)	12/31/2022	\$11,523.10	\$937.44	\$9,915.95	\$1,607.15
Water Plan (FY21)	12/31/2022	\$13,000.00	\$425.32	\$6,937.83	\$6,062.17
WCA (FY21)	12/31/2022	\$20,000.00	\$768.24	\$12,912.50	\$7,087.50
WCPI	12/31/2021	\$292,374.00	\$4,814.03	\$250,742.96	\$41,631.04
WCPI - Engineering	12/31/2021	\$105,223.00	\$901.68	\$69,521.88	\$35,701.12
WinLac 1W1P - Admin	6/30/2023	\$5,000.00	\$145.17	\$193.56	\$4,806.44

REVENUE

DESCRIPTION	AMOUNT
Interest Income	\$ 33.08
JPB - 2nd Qtr. 2021 Payment	\$ 1,628.55
Crooked Creek - 2nd Qtr 2021 Payment	\$ 2,594.35
Bear Creek Watershed - Project Cost Share	\$ 76,694.18
Aquatic Invasive Species - FY21	\$ 11,356.50
MAWQCP - 2nd Qtr. Payment	\$ 541.05
1W1P - 2nd Qtr. 2021 & Project	\$ 9,373.52
Transfer from Hayable Buffer Investment Acct.	\$ 9,000.00
<b>Total</b>	
	Cash Revenue \$ 99,864.73
	Journal Entry Revenue \$ 11,356.50

DISBURSEMENTS

DESCRIPTION	AMOUNT
Salaries	\$ 21,334.42
Health Insurance	\$ 2,907.04
Life Insurance	\$ 6.00
HSA/VEBA Contribution	\$ 1,750.00
Pera	\$ 1,600.08
FICA	\$ 1,296.06
Medicare	\$ 303.12
Telephone	\$ 50.00
Postage	\$ 4.08
Audit	\$ 4,000.00
Office Rent	\$ 1,213.19
Office Supplies	\$ 301.67
Vehical Maintenance	\$ 388.52
Hayable Buffer Cost Share	\$ 9,000.00
Bear Creek Watershed - Project	\$ 76,694.18
1W1P Root River Cost Share Project	\$ 1,309.89
<b>Total</b>	
	Cash Disbursements \$ 122,154.17
	Journal Entry Disbursements \$ 4.08

  
\_\_\_\_\_  
Signature

8-12-21  
\_\_\_\_\_  
Date

**August 2021**  
**Root River SWCD Treasurer's Report**

<b>ASSETS</b>	<b><u>BEGINNING</u></b>	<b><u>ACTUAL THIS</u></b>	<b><u>ACTUAL</u></b>	<b><u>CURRENT</u></b>
	<b><u>BALANCE</u></b>	<b><u>MONTH</u></b>	<b><u>YEAR-TO-</u></b>	<b><u>BALANCE</u></b>
			<b><u>DATE</u></b>	
CASH	\$ 910,070.33	\$ (37,651.58)	\$ (38,623.84)	\$ 871,446.49
PETTY CASH	\$ 60.00	\$ -	\$ -	\$ 60.00
INVESTMENTS - <i>S&amp;W DESIGNATED RESERVE</i>	\$ 41,399.74	\$ -	\$ -	\$ 41,399.74
INVESTMENTS - <i>SOIL CONSER. &amp; COST SHARE</i>	\$ 62,290.15	\$ -	\$ -	\$ 62,290.15
INVESTMENTS - <i>CAPITAL EQUIPMENT</i>	\$ 34,440.00	\$ -	\$ -	\$ 34,440.00
INVESTMENTS - <i>HAYABLE BUFFER</i>	\$ 18,000.00		\$ (9,000.00)	\$ 9,000.00
INVESTMENTS - <i>WINNEBAGO WATERSHED</i>	\$ 15,200.00	\$ 1,000.00	\$ (3,425.31)	\$ 11,774.69
INVESTMENTS - <i>BEAR CREEK WATERSHED</i>	\$ 17,000.00	\$ (2,320.60)	\$ (2,320.60)	\$ 14,679.40
<b>TOTAL ASSETS</b>	<b>\$ 1,098,460.22</b>	<b>\$ (38,972.18)</b>	<b>\$ (53,369.75)</b>	<b>\$ 1,045,090.47</b>
<i>CASH REVENUE</i>	\$ 248,767.33			
<i>TRANSFER OF FUNDS REVENUE</i>	\$ 2,320.60			
<i>JOURNAL ENTERIES</i>	\$ (8.67)			
<i>CASH DISBURSEMENTS</i>	\$ 287,730.84			
<i>TRANSFER OF FUNDS DISBURSEMENTS</i>	\$ 1,000.00			

<b><u>GRANTS</u></b>	<b><u>Expiration</u></b>	<b><u>Grant</u></b>	<b><u>Disbursements</u></b>	<b><u>Actual Grant</u></b>	<b><u>Grant</u></b>
	<b><u>of Grant</u></b>	<b><u>Beginning</u></b>		<b><u>Start-to-Date</u></b>	<b><u>Remaining</u></b>
		<b><u>Balance</u></b>			<b><u>Balance</u></b>
319 Feedlot	8/31/2021	\$6,337.11	\$0.00	\$3,943.65	\$2,393.46
AIS (FY19)	None	\$22,829.00	\$2,850.50	\$21,514.14	\$1,314.86
AIS (FY20)	None	\$22,755.00	\$0.00	\$0.00	\$22,755.00
AIS (FY21)	None	\$11,356.50	\$0.00	\$0.00	\$11,356.50
Buffer Law (FY20)	12/31/2022	\$20,000.00	\$435.77	\$7,466.85	\$12,533.15
Buffer Law (FY21)	12/31/2023	\$17,200.00	\$0.00	\$0.00	\$17,200.00
Cover Crop Demonstration Grant (Technical)	12/31/2022	\$25,600.00	\$0.00	\$18,543.98	\$7,056.02
Cover Crop Demo Grant (Cover Crop Cost Share)	12/31/2022	\$152,854.62	\$0.00	\$138,000.00	\$14,854.62
Cover Crop Demo Grant (NoTill Cover Crop Cost Share)	12/31/2022	\$38,213.66	\$0.00	\$34,500.00	\$3,713.66
Cover Crop Demonstration Grant (Field Days/Events)	12/31/2022	\$3,000.00	\$0.00	\$0.00	\$3,000.00
Cover Crop Demonstration Grant (Soil Health Testing)	12/31/2022	\$12,000.00	\$0.00	\$4,435.19	\$7,564.81
Crooked Creek (FY21)	12/31/2021	\$15,000.00	\$1,279.42	\$8,534.75	\$6,465.25
Easement Delivery (FY20)	6/30/2025	\$3,350.00	\$404.51	\$3,192.73	\$0.00
FY19 Local Capacity Service Grant (CWMA)	12/31/2021	\$16,550.00	\$0.00	\$12,550.00	\$4,000.00

**August 2021**

**Root River SWCD Treasurer's Report**

FY20 Local Capacity Service Grant (CWMA)	12/31/2022	\$15,000.00	\$0.00	\$0.00	\$15,000.00
FY20 Local Capacity Service Grant (Technical)	12/31/2022	\$106,434.00	\$4,130.73	\$99,342.95	\$7,091.05
Local Capacity FY21 Amendment (County Appropriation)	12/31/2023	\$14,400.00	\$0.00	\$0.00	\$14,400.00
FY21 Local Capacity Service Grant (Cover Crop)	12/31/2023	\$15,000.00	\$0.00	\$0.00	\$15,000.00
FY21 Local Capacity Service Grant (Cost Share)	12/31/2023	\$15,000.00	\$0.00	\$0.00	\$15,000.00
FY21 Local Capacity Service Grant (Technical)	12/31/2023	\$70,434.00	\$0.00	\$0.00	\$70,434.00
FY21 Local Capacity Service Grant (Admin)	12/31/2023	\$10,000.00	\$548.52	\$4,401.21	\$5,598.79
FY21 Local Capacity Service Grant (RIM)	12/31/2023	\$6,000.00	\$824.18	\$3,283.83	\$2,716.17
MAWQCP (FY20)	12/31/2021	\$2,500.00	\$0.00	\$1,717.49	\$782.51
MDH Safe Drinking Water in SE MN (Outreach)	12/31/2022	\$3,000.00	\$471.84	\$2,166.46	\$833.54
MDH Safe Drinking Water in SE MN (Cost Share)	12/31/2022	\$8,600.00	\$0.00	\$0.00	\$8,600.00
MDH Safe Drinking Water in SE MN (Tech In-Kind)	12/31/2022	\$1,600.00	\$0.00	\$0.00	\$1,600.00
Nitrate Monitoring	6/30/2022	\$2,200.00	\$0.00	\$401.35	\$1,798.65
Root River 1W1P FY20 CIP Cost Share (Crooked Crk)	10/31/2022	\$380,000.00	\$246,720.00	\$246,720.00	\$133,280.00
Root River 1W1P FY20 CIP Technical (Crooked Crk)	10/31/2022	\$55,000.00	\$5,141.73	\$11,079.10	\$43,920.90
Root River 1W1P FY20 Technical	10/31/2022	\$50,000.00	\$80.70	\$10,039.32	\$39,960.68
Root River 1W1P FY20 Projects	10/31/2022	\$125,000.00	\$9,694.46	\$30,060.94	\$94,939.06
State Cost Share (FY20) Projects	12/31/2021	\$16,720.80	\$0.00	\$6,800.68	\$9,920.12
State Cost Share (FY21) - Technical & Admin.	12/31/2022	\$4,180.20	\$0.00	\$120.97	\$4,059.23
State Cost Share (FY21) Projects	12/31/2022	\$16,720.80	\$0.00	\$0.00	\$16,720.80
SWAG (2021)	12/31/2022	\$11,523.10	\$76.23	\$9,992.18	\$1,530.92
Water Plan (FY21)	12/31/2022	\$13,000.00	\$2,670.97	\$9,608.80	\$3,391.20
WCA (FY21)	12/31/2022	\$20,000.00	\$2,464.77	\$15,377.27	\$4,622.73
WCPI	12/31/2021	\$292,374.00	\$5,666.82	\$256,409.78	\$35,964.22
WCPI - Engineering	12/31/2021	\$105,223.00	\$1,251.64	\$70,773.52	\$34,449.48
WinLac 1W1P - Admin	6/30/2023	\$5,000.00	\$24.19	\$217.75	\$4,782.25

REVENUE

DESCRIPTION	AMOUNT
Interest Income	\$ 32.96
Nitrate Monitoring Network - 1st & 2nd Qtr. 2021 Payme	\$ 264.86
SWAG - 2nd Qtr. Payment	\$ 1,749.51
1W1P -CIP Project Reimbursement	\$ 246,720.00
Transfer from Bear Creek Investment Acct.	\$ 2,320.60
<b>Total</b>	
	Cash Revenue \$ 248,767.33
	Journal Entry Revenue \$ -
	Transfer of Funds Revenue \$ 2,320.60

DISBURSEMENTS

DESCRIPTION	AMOUNT
Salaries	\$ 21,334.43
Health Insurance	\$ 2,907.04
Life Insurance	\$ 6.00
Pera	\$ 1,600.08
FICA	\$ 1,296.06
Medicare	\$ 303.12
Telephone	\$ 50.00
Postage	\$ 63.67
Audit	\$ 750.00
Office Rent	\$ 1,213.19
IT Support - Adobe Softward Renewal	\$ 192.25
Office Supplies	\$ 11.75
Vehical Maintenance	\$ 483.84
Misc Expenses	\$ 62.27
1W1P Root River Cost Share Project	\$ 9,694.46
1W1P Root River Cost Share CIP Project	\$ 246,720.00
Water Plan - Infant Well Testing Reimbursement	\$ 51.35
Water Plan - Push-Up Pond Projects	\$ 600.00
Water Plan - Pond Clean Out Projects	\$ 400.00
Transfer to Winnebago Watershed Investment Acct.	\$ 1,000.00
<b>Total</b>	
	Cash Disbursements \$ 287,730.84
	Journal Entry Disbursements \$ 8.67
	Transfer of Funds Disbursements \$ 1,000.00

  
Signature

10-14-21  
Date

September 2021  
Root River SWCD Treasurer's Report

ASSETS	<u>BEGINNING</u> <u>BALANCE</u>	<u>ACTUAL THIS</u> <u>MONTH</u>	<u>ACTUAL</u> <u>YEAR-TO-</u> <u>DATE</u>	<u>CURRENT</u> <u>BALANCE</u>
CASH	\$ 910,070.33	\$ (124,807.53)	\$ (163,431.37)	\$ 746,638.96
PETTY CASH	\$ 60.00	\$ -	\$ -	\$ 60.00
INVESTMENTS - <i>S&amp;W DESIGNATED RESERVE</i>	\$ 41,399.74	\$ -	\$ -	\$ 41,399.74
INVESTMENTS - <i>SOIL CONSER. &amp; COST SHARE</i>	\$ 62,290.15	\$ -	\$ -	\$ 62,290.15
INVESTMENTS - <i>CAPITAL EQUIPMENT</i>	\$ 34,440.00	\$ -	\$ -	\$ 34,440.00
INVESTMENTS - <i>HAYABLE BUFFER</i>	\$ 18,000.00		\$ (9,000.00)	\$ 9,000.00
INVESTMENTS - <i>WINNEBAGO WATERSHED</i>	\$ 15,200.00		\$ (3,425.31)	\$ 11,774.69
INVESTMENTS - <i>BEAR CREEK WATERSHED</i>	\$ 17,000.00		\$ (2,320.60)	\$ 14,679.40
<b>TOTAL ASSETS</b>	<b>\$ 1,098,460.22</b>	<b>\$ (124,807.53)</b>	<b>\$ (178,177.28)</b>	<b>\$ 920,282.94</b>
<i>CASH REVENUE</i>	\$ 30.39			
<i>TRANSFER OF FUNDS REVENUE</i>	\$ -			
<i>JOURNAL ENTERIES</i>	\$ 9,999.15			
<i>CASH DISBURSEMENTS</i>	\$ 134,837.07			
<i>TRANSFER OF FUNDS DISBURSEMENTS</i>	\$ -			

<u>GRANTS</u>	<u>Expiration</u> <u>of Grant</u>	<u>Grant</u> <u>Beginning</u> <u>Balance</u>	<u>Disbursements</u>	<u>Actual Grant</u> <u>Start-to-Date</u>	<u>Grant</u> <u>Remaining</u> <u>Balance</u>
319 Feedlot	8/31/2021	\$6,337.11	\$267.27	\$4,210.92	\$2,126.19
AIS (FY19)	None	\$22,829.00	\$1,314.86	\$22,829.00	\$0.00
AIS (FY20)	None	\$22,755.00	\$36.27	\$36.27	\$22,718.73
AIS (FY21)	None	\$11,356.50	\$0.00	\$0.00	\$11,356.50
Buffer Law (FY20)	12/31/2022	\$20,000.00	\$88.74	\$7,555.59	\$12,444.41
Buffer Law (FY21)	12/31/2023	\$17,200.00	\$0.00	\$0.00	\$17,200.00
Cover Crop Demonstration Grant (Technical)	12/31/2022	\$25,600.00	\$1,792.72	\$20,336.70	\$5,263.30
Cover Crop Demo Grant (Cover Crop Cost Share)	12/31/2022	\$152,854.62	\$0.00	\$138,000.00	\$14,854.62
Cover Crop Demo Grant (NoTill Cover Crop Cost Share)	12/31/2022	\$38,213.66	\$0.00	\$34,500.00	\$3,713.66
Cover Crop Demonstration Grant (Field Days/Events)	12/31/2022	\$3,000.00	\$0.00	\$0.00	\$3,000.00
Cover Crop Demonstration Grant (Soil Health Testing)	12/31/2022	\$12,000.00	\$0.00	\$4,435.19	\$7,564.81
Crooked Creek (FY21)	12/31/2021	\$15,000.00	\$1,625.48	\$10,160.23	\$4,839.77
FY19 Local Capacity Service Grant (CWMA)	12/31/2021	\$16,550.00	\$2,000.00	\$14,550.00	\$2,000.00
FY20 Local Capacity Service Grant (CWMA)	12/31/2022	\$15,000.00	\$3,800.00	\$3,800.00	\$11,200.00

September 2021  
Root River SWCD Treasurer's Report


FY20 Local Capacity Service Grant (Technical)	12/31/2022	\$106,434.00	\$7,091.05	\$106,434.00	\$0.00
Local Capacity FY21 Amendment (County Appropriation)	12/31/2023	\$14,400.00	\$0.00	\$0.00	\$14,400.00
FY21 Local Capacity Service Grant (Cover Crop)	12/31/2023	\$15,000.00	\$0.00	\$0.00	\$15,000.00
FY21 Local Capacity Service Grant (Cost Share)	12/31/2023	\$15,000.00	\$0.00	\$0.00	\$15,000.00
FY21 Local Capacity Service Grant (Technical)	12/31/2023	\$70,434.00	\$817.55	\$817.55	\$69,616.45
FY21 Local Capacity Service Grant (Admin)	12/31/2023	\$10,000.00	\$2,255.09	\$6,656.30	\$3,343.70
FY21 Local Capacity Service Grant (RIM)	12/31/2023	\$6,000.00	\$769.03	\$4,052.86	\$1,947.14
MAWQCP (FY20)	12/31/2021	\$2,500.00	\$0.00	\$1,717.49	\$782.51
MDH Safe Drinking Water in SE MN (Outreach)	12/31/2022	\$3,000.00	\$274.34	\$2,440.80	\$559.20
MDH Safe Drinking Water in SE MN (Cost Share)	12/31/2022	\$8,600.00	\$0.00	\$0.00	\$8,600.00
MDH Safe Drinking Water in SE MN (Tech In-Kind)	12/31/2022	\$1,600.00	\$48.39	\$48.39	\$1,551.61
Nitrate Monitoring	6/30/2022	\$2,200.00	\$0.00	\$401.35	\$1,798.65
Root River 1W1P FY20 CIP Cost Share (Crooked Crk)	10/31/2022	\$380,000.00	\$95,280.00	\$342,000.00	\$38,000.00
Root River 1W1P FY20 CIP Technical (Crooked Crk)	10/31/2022	\$55,000.00	\$6,095.90	\$17,175.00	\$37,825.00
Root River 1W1P FY20 Technical	10/31/2022	\$50,000.00	\$1,608.60	\$11,647.92	\$38,352.08
Root River 1W1P FY20 Projects	10/31/2022	\$125,000.00	\$0.00	\$30,060.94	\$94,939.06
State Cost Share (FY20) Projects	12/31/2021	\$16,720.80	\$0.00	\$6,800.68	\$9,920.12
State Cost Share (FY21) - Technical & Admin.	12/31/2022	\$4,180.20	\$48.39	\$169.36	\$4,010.84
State Cost Share (FY21) Projects	12/31/2022	\$16,720.80	\$0.00	\$0.00	\$16,720.80
SWAG (2021)	12/31/2022	\$11,523.10	\$1,157.87	\$11,150.05	\$373.05
Water Plan (FY21)	12/31/2022	\$13,000.00	\$1,089.78	\$10,698.58	\$2,301.42
WCA (FY21)	12/31/2022	\$20,000.00	\$1,445.07	\$16,822.34	\$3,177.66
WCPI	12/31/2021	\$292,374.00	\$11,304.98	\$267,714.76	\$24,659.24
WCPI - Engineering	12/31/2021	\$105,223.00	\$9,327.43	\$80,100.95	\$25,122.05
WinLac 1W1P - Admin	6/30/2023	\$5,000.00	\$96.78	\$314.53	\$4,685.47

REVENUE

DESCRIPTION	AMOUNT
Interest Income	\$ 30.39
WCA - 3rd Qtr. Payment	\$ 4,066.60
Water Plan - 2nd Qtr. Payment	\$ 2,542.09
Water Plan - 2nd Qtr. Payment - County Levy	\$ 3,400.00
<b>Total</b>	
	Cash Revenue \$ 30.39
	Journal Entry Revenue \$ 10,008.69
	Transfer of Funds Revenue \$ -

DISBURSEMENTS

DESCRIPTION	AMOUNT
Salaries	\$ 21,334.42
Per Diem	\$ 2,350.00
Health Insurance	\$ 2,907.04
Life Insurance	\$ 96.00
Pera	\$ 1,600.08
FICA	\$ 1,441.76
Medicare	\$ 337.20
Telephone	\$ 50.00
Postage	\$ 41.09
Registration/Training Fees	\$ 75.00
Other Repair & Maintenance (Crimper)	\$ 2.19
Mileage	\$ 398.72
Meals	\$ 20.60
Office Rent	\$ 1,213.19
Field Supplies	\$ 19.95
Vehecal Maintenance	\$ 483.71
Education, Awards & Tours	\$ 45.18
Projects - Bear Creek Watershed	\$ 900.00
Aquatic Invasive Species - Education	\$ 10.00
Local Capacity FY19 & FY20 Project	\$ 3,800.00
1W1P Root River Cost Share CIP Project	\$ 95,280.00
Water Plan - Education	\$ 40.48
Water Plan - <i>Push-Up Pond Projects</i>	\$ 2,000.00
Water Plan - <i>Pond Clean Out Projects</i>	\$ 400.00
<b>Total</b>	
	Cash Disbursements \$ 134,837.07
	Journal Entry Disbursements \$ 9.54
	Transfer of Funds Disbursements \$ -

  
Signature

  
Date

**October 2021**  
**Root River SWCD Treasurer's Report**

<b>ASSETS</b>	<b><u>BEGINNING</u></b>	<b><u>ACTUAL THIS</u></b>	<b><u>ACTUAL</u></b>	<b><u>CURRENT</u></b>
	<b><u>BALANCE</u></b>	<b><u>MONTH</u></b>	<b><u>YEAR-TO-</u></b>	<b><u>BALANCE</u></b>
			<b><u>DATE</u></b>	
CASH	\$ 910,070.33	\$ (48,287.88)	\$ (211,719.25)	\$ 698,351.08
PETTY CASH	\$ 60.00	\$ -	\$ -	\$ 60.00
INVESTMENTS - <i>S&amp;W DESIGNATED RESERVE</i>	\$ 41,399.74	\$ -	\$ -	\$ 41,399.74
INVESTMENTS - <i>SOIL CONSER. &amp; COST SHARE</i>	\$ 62,290.15	\$ -	\$ -	\$ 62,290.15
INVESTMENTS - <i>CAPITAL EQUIPMENT</i>	\$ 34,440.00	\$ -	\$ -	\$ 34,440.00
INVESTMENTS - <i>HAYABLE BUFFER</i>	\$ 18,000.00	\$ -	\$ (9,000.00)	\$ 9,000.00
INVESTMENTS - <i>WINNEBAGO WATERSHED</i>	\$ 15,200.00	\$ -	\$ (3,425.31)	\$ 11,774.69
INVESTMENTS - <i>BEAR CREEK WATERSHED</i>	\$ 17,000.00	\$ (900.00)	\$ (3,220.60)	\$ 13,779.40
<b>TOTAL ASSETS</b>	<b>\$ 1,098,460.22</b>	<b>\$ (49,187.88)</b>	<b>\$ (227,365.16)</b>	<b>\$ 871,095.06</b>
<i>CASH REVENUE</i>	\$ 6,245.58			
<i>TRANSFER OF FUNDS REVENUE</i>	\$ 900.00			
<i>JOURNAL ENTERIES</i>	\$ 250.87			
<i>CASH DISBURSEMENTS</i>	\$ 55,684.33			
<i>TRANSFER OF FUNDS DISBURSEMENTS</i>	\$ -			

<b><u>GRANTS</u></b>	<b><u>Expiration</u></b>	<b><u>Grant</u></b>	<b><u>Disbursements</u></b>	<b><u>Actual Grant</u></b>	<b><u>Grant</u></b>
	<b><u>of Grant</u></b>	<b><u>Beginning</u></b>		<b><u>Start-to-Date</u></b>	<b><u>Remaining</u></b>
		<b><u>Balance</u></b>			<b><u>Balance</u></b>
319 Feedlot	8/31/2021	\$6,337.11	\$243.08	\$4,454.00	\$1,883.11
AIS (FY20)	None	\$22,755.00	\$728.41	\$764.68	\$21,990.32
AIS (FY21)	None	\$11,356.50	\$0.00	\$0.00	\$11,356.50
Buffer Law (FY20)	12/31/2022	\$20,000.00	\$887.66	\$8,443.25	\$11,556.75
Buffer Law (FY21)	12/31/2023	\$17,200.00	\$0.00	\$0.00	\$17,200.00
Cover Crop Demonstration Grant (Technical)	12/31/2022	\$25,600.00	\$2,582.16	\$22,918.86	\$2,681.14
Cover Crop Demo Grant (Cover Crop Cost Share)	12/31/2022	\$152,854.62	\$0.00	\$138,000.00	\$14,854.62
Cover Crop Demo Grant (NoTill Cover Crop Cost Share)	12/31/2022	\$38,213.66	\$0.00	\$34,500.00	\$3,713.66
Cover Crop Demonstration Grant (Field Days/Events)	12/31/2022	\$3,000.00	\$0.00	\$0.00	\$3,000.00
Cover Crop Demonstration Grant (Soil Health Testing)	12/31/2022	\$12,000.00	\$0.00	\$4,435.19	\$7,564.81
Crooked Creek (FY21)	12/31/2021	\$15,000.00	\$1,002.70	\$11,162.93	\$3,837.07
FY19 Local Capacity Service Grant (CWMA)	12/31/2021	\$16,550.00	\$2,000.00	\$16,550.00	\$0.00
FY20 Local Capacity Service Grant (CWMA)	12/31/2022	\$15,000.00	\$2,000.00	\$5,800.00	\$9,200.00
Local Capacity FY21 Amendment (County Appropriation)	12/31/2023	\$14,400.00	\$0.00	\$0.00	\$14,400.00

**October 2021**

**Root River SWCD Treasurer's Report**

FY21 Local Capacity Service Grant (Cover Crop)	12/31/2023	\$15,000.00	\$5,400.00	\$5,400.00	\$9,600.00
FY21 Local Capacity Service Grant (Cost Share)	12/31/2023	\$15,000.00	\$0.00	\$0.00	\$15,000.00
FY21 Local Capacity Service Grant (Technical)	12/31/2023	\$70,434.00	\$3,494.72	\$4,312.27	\$66,121.73
FY21 Local Capacity Service Grant (Admin)	12/31/2023	\$10,000.00	\$1,655.18	\$8,311.48	\$1,688.52
FY21 Local Capacity Service Grant (RIM)	12/31/2023	\$6,000.00	\$48.39	\$4,101.25	\$1,898.75
MAWQCP (FY20)	12/31/2021	\$2,500.00	\$0.00	\$1,717.49	\$782.51
MDH Safe Drinking Water in SE MN (Outreach)	12/31/2022	\$3,000.00	\$40.35	\$2,481.15	\$518.85
MDH Safe Drinking Water in SE MN (Cost Share)	12/31/2022	\$8,600.00	\$0.00	\$0.00	\$8,600.00
MDH Safe Drinking Water in SE MN (Tech In-Kind)	12/31/2022	\$1,600.00	\$0.00	\$48.39	\$1,551.61
Nitrate Monitoring	6/30/2022	\$2,200.00	\$12.10	\$413.45	\$1,786.55
Root River 1W1P FY20 CIP Cost Share (Crooked Crk)	10/31/2022	\$380,000.00	\$0.00	\$342,000.00	\$38,000.00
Root River 1W1P FY20 CIP Technical (Crooked Crk)	10/31/2022	\$55,000.00	\$1,710.45	\$18,885.45	\$36,114.55
Root River 1W1P FY20 Technical	10/31/2022	\$50,000.00	\$0.00	\$11,647.92	\$38,352.08
Root River 1W1P FY20 Projects	10/31/2022	\$125,000.00	\$0.00	\$30,060.94	\$94,939.06
State Cost Share (FY20) Projects	12/31/2021	\$16,720.80	\$0.00	\$6,800.68	\$9,920.12
State Cost Share (FY21) - Technical & Admin.	12/31/2022	\$4,180.20	\$12.10	\$181.46	\$3,998.74
State Cost Share (FY21) Projects	12/31/2022	\$16,720.80	\$0.00	\$0.00	\$16,720.80
SWAG (2021)	12/31/2022	\$11,523.10	\$127.78	\$11,277.83	\$245.27
Water Plan (FY21)	12/31/2022	\$13,000.00	\$1,298.08	\$11,996.66	\$1,003.34
WCA (FY21)	12/31/2022	\$20,000.00	\$716.31	\$17,538.65	\$2,461.35
WCPI	12/31/2021	\$292,374.00	\$7,840.74	\$275,555.50	\$16,818.50
WCPI - Engineering	12/31/2021	\$105,223.00	\$8,450.69	\$88,551.64	\$16,671.36
WinLac 1W1P - Admin	6/30/2023	\$5,000.00	\$12.10	\$326.63	\$4,673.37


REVENUE

DESCRIPTION	AMOUNT
Sale of Materials	\$ 46.78
Trees	\$ 79.00
Interest Income	\$ 29.42
Sales Tax	\$ 8.65
Refunds/Reimbursements	\$ 30.00
Crooked Creek - 3rd Qtr 2021 Payment	\$ 3,512.60
SWAG - 3rd Qtr. Payment	\$ 2,539.13
WinLaC 1W1P	\$ 254.05
Transfer from Bear Creek Investment Acct.	\$ 900.00
<b>Total</b>	
	Cash Revenue \$ 6,245.58
	Journal Entry Revenue \$ 254.05
	Transfer of Funds Revenue \$ 900.00

DISBURSEMENTS

DESCRIPTION	AMOUNT
Salaries	\$ 32,089.12
Health Insurance	\$ 2,907.04
Life Insurance	\$ 6.00
HSA/VEBA Contribution	\$ 1,750.00
Pera	\$ 2,406.68
FICA	\$ 1,962.85
Medicare	\$ 459.06
Telephone	\$ 50.00
Postage	\$ 44.06
Office Rent	\$ 1,213.19
Office Supplies	\$ 1,015.78
Vehical Maintenance	\$ 632.67
Trees	\$ 174.00
Education, Awards & Tours	\$ 144.77
Local Capacity FY19 & FY20 Project	\$ 9,412.00
WCPI - Workshop Expense	\$ 149.00
WCPI - Postage	\$ 37.12
Water Plan - Education	\$ 34.17
Water Plan - Pond Clean Out Projects	\$ 1,200.00
<b>Total</b>	
	Cash Disbursements \$ 55,684.33
	Journal Entry Disbursements \$ 3.18
	Transfer of Funds Disbursements \$ -

  
\_\_\_\_\_  
Signature

  
\_\_\_\_\_  
Date

Novem. 2021  
Root River SWCD Treasurer's Report

ASSETS	<u>BEGINNING</u> <u>BALANCE</u>	<u>ACTUAL THIS</u> <u>MONTH</u>	<u>ACTUAL</u> <u>YEAR-TO-</u> <u>DATE</u>	<u>CURRENT</u> <u>BALANCE</u>
CASH	\$ 910,070.33	\$ 103,479.12	\$ (108,240.13)	\$ 801,830.20
PETTY CASH	\$ 60.00	\$ -	\$ -	\$ 60.00
INVESTMENTS - <i>S&amp;W DESIGNATED RESERVE</i>	\$ 41,399.74	\$ -	\$ -	\$ 41,399.74
INVESTMENTS - <i>SOIL CONSER. &amp; COST SHARE</i>	\$ 62,290.15	\$ -	\$ -	\$ 62,290.15
INVESTMENTS - <i>CAPITAL EQUIPMENT</i>	\$ 34,440.00	\$ (20,887.11)	\$ (20,887.11)	\$ 13,552.89
INVESTMENTS - <i>HAYABLE BUFFER</i>	\$ 18,000.00	\$ -	\$ (9,000.00)	\$ 9,000.00
INVESTMENTS - <i>WINNEBAGO WATERSHED</i>	\$ 15,200.00	\$ -	\$ (3,425.31)	\$ 11,774.69
INVESTMENTS - <i>BEAR CREEK WATERSHED</i>	\$ 17,000.00	\$ -	\$ (3,220.60)	\$ 13,779.40
<b>TOTAL ASSETS</b>	<b>\$ 1,098,460.22</b>	<b>\$ 82,592.01</b>	<b>\$ (144,773.15)</b>	<b>\$ 953,687.07</b>
<i>CASH REVENUE</i>	\$ 165,939.04			
<i>TRANSFER OF FUNDS REVENUE</i>	\$ 20,887.11			
<i>JOURNAL ENTERIES</i>	\$ (4.24)			
<i>CASH DISBURSEMENTS</i>	\$ 83,342.79			
<i>TRANSFER OF FUNDS DISBURSEMENTS</i>	\$ -			

<u>GRANTS</u>	<u>Expiration</u> <u>of Grant</u>	<u>Grant</u> <u>Beginning</u> <u>Balance</u>	<u>Disbursements</u>	<u>Actual Grant</u> <u>Start-to-Date</u>	<u>Grant</u> <u>Remaining</u> <u>Balance</u>
319 Feedlot	8/31/2021	\$6,337.11	\$60.77	\$4,514.77	\$1,822.34
AIS (FY20)	None	\$22,755.00	\$2,515.41	\$3,280.09	\$19,474.91
AIS (FY21)	None	\$11,356.50	\$0.00	\$0.00	\$11,356.50
Buffer Law (FY20)	12/31/2022	\$20,000.00	\$1,632.27	\$10,075.52	\$9,924.48
Buffer Law (FY21)	12/31/2023	\$17,200.00	\$0.00	\$0.00	\$17,200.00
FY22 Conservation Delivery	12/31/2024	\$22,505.00	\$1,536.38	\$1,536.38	\$20,968.62
Cover Crop Demonstration Grant (Technical)	12/31/2022	\$25,600.00	\$2,582.16	\$22,918.86	\$2,681.14
Cover Crop Demo Grant (Cover Crop Cost Share)	12/31/2022	\$152,854.62	\$14,854.62	\$152,854.62	\$0.00
Cover Crop Demo Grant (NoTill Cover Crop Cost Share)	12/31/2022	\$38,213.66	\$3,713.66	\$38,213.66	\$0.00
Cover Crop Demonstration Grant (Field Days/Events)	12/31/2022	\$3,000.00	\$0.00	\$0.00	\$3,000.00
Cover Crop Demonstration Grant (Soil Health Testing)	12/31/2022	\$12,000.00	\$0.00	\$4,435.19	\$7,564.81
Crooked Creek (FY21)	12/31/2021	\$15,000.00	\$1,531.35	\$12,694.28	\$2,305.72
FY20 Local Capacity Service Grant (CWMA)	12/31/2022	\$15,000.00	\$0.00	\$5,800.00	\$9,200.00
Local Capacity FY21 Amendment (County Appropriation)	12/31/2023	\$14,400.00	\$0.00	\$0.00	\$14,400.00

Noven. 2021

Root River SWCD Treasurer's Report

FY21 Local Capacity Service Grant (Cover Crop)	12/31/2023	\$15,000.00	\$6,900.00	\$12,300.00	\$2,700.00
FY21 Local Capacity Service Grant (Cost Share)	12/31/2023	\$15,000.00	\$0.00	\$0.00	\$15,000.00
FY21 Local Capacity Service Grant (Technical)	12/31/2023	\$70,434.00	\$754.69	\$5,066.96	\$65,367.04
FY21 Local Capacity Service Grant (Admin)	12/31/2023	\$10,000.00	\$217.76	\$8,529.24	\$1,470.76
FY21 Local Capacity Service Grant (RIM)	12/31/2023	\$6,000.00	\$157.27	\$4,258.52	\$1,741.48
MAWQCP (FY20)	12/31/2021	\$2,500.00	\$0.00	\$1,717.49	\$782.51
MDH Safe Drinking Water in SE MN (Outreach)	12/31/2022	\$3,000.00	\$40.35	\$2,521.50	\$478.50
MDH Safe Drinking Water in SE MN (Cost Share)	12/31/2022	\$8,600.00	\$0.00	\$0.00	\$8,600.00
MDH Safe Drinking Water in SE MN (Tech In-Kind)	12/31/2022	\$1,600.00	\$0.00	\$48.39	\$1,551.61
Nitrate Monitoring	6/30/2022	\$2,200.00	\$0.00	\$413.45	\$1,786.55
Root River 1W1P FY20 CIP Cost Share (Crooked Crk)	10/31/2022	\$380,000.00	\$0.00	\$342,000.00	\$38,000.00
Root River 1W1P FY20 CIP Technical (Crooked Crk)	10/31/2022	\$55,000.00	\$35,654.97	\$54,540.42	\$459.58
Root River 1W1P FY20 Technical	10/31/2022	\$50,000.00	\$2,748.57	\$14,396.49	\$35,603.51
Root River 1W1P FY20 Projects	10/31/2022	\$125,000.00	\$0.00	\$30,060.94	\$94,939.06
State Cost Share (FY20) Projects	12/31/2021	\$16,720.80	\$0.00	\$6,800.68	\$9,920.12
State Cost Share (FY21) - Technical & Admin.	12/31/2022	\$4,180.20	\$12.10	\$193.56	\$3,986.64
State Cost Share (FY21) Projects	12/31/2022	\$16,720.80	\$0.00	\$0.00	\$16,720.80
State Cost Share (FY22) - Technical & Admin.	12/31/2024	\$4,180.20	\$0.00	\$0.00	\$4,180.20
State Cost Share (FY22) Projects	12/31/2024	\$16,720.80	\$0.00	\$0.00	\$16,720.80
SWAG (2021)	12/31/2022	\$11,523.10	\$0.00	\$11,277.83	\$245.27
Water Plan (FY21)	12/31/2022	\$13,000.00	\$924.70	\$12,921.36	\$78.64
WCA (FY21)	12/31/2022	\$20,000.00	\$716.31	\$17,538.65	\$2,461.35
WCPI	12/31/2021	\$292,374.00	\$5,684.59	\$281,240.09	\$11,133.91
WCPI - Engineering	12/31/2021	\$105,223.00	\$1,880.54	\$90,432.18	\$14,790.82
WinLac 1W1P - Admin	6/30/2023	\$5,000.00	\$0.00	\$326.63	\$4,673.37

REVENUE

DESCRIPTION	AMOUNT
Interest Income	\$ 133.06
Refunds/Reimbursements	\$ 2,426.00
Nitrate Monitoring Network - 3rd Qtr Payment	\$ 24.20
State Cost Share - FY22	\$ 20,901.00
Conservation Delivery - FY22	\$ 22,505.00
MAWQCP - 3rd Qtr. Payment	\$ 40.35
MDH Safe Drinking Water - 3rd Qtr. Payment	\$ 2,307.69
1W1P -CIP Project Reimbursement	\$ 117,601.74
Transfer from Bear Creek Investment Acct.	\$ 20,887.11
<b>Total</b>	
	Cash Revenue \$ 165,939.04
	Journal Entry Revenue \$ -
	Transfer of Funds Revenue \$ 20,887.11

DISBURSEMENTS

DESCRIPTION	AMOUNT
Salaries	\$ 21,246.94
Health Insurance	\$ 2,907.04
Life Insurance	\$ 6.00
Pera	\$ 1,593.52
FICA	\$ 1,290.63
Medicare	\$ 301.85
Telephone	\$ 50.00
Postage	\$ 4.24
Audit	\$ 200.00
Office Rent	\$ 1,213.19
Office Supplies	\$ 110.52
Vehecal Maintenance	\$ 633.07
Equipment & Furnicture/Long Term Capital Expense	\$ 20,887.11
Misc Expenses	\$ 126.00
Trees	\$ 1,215.65
Local Capacity FY19 & FY20 Project	\$ 8,100.00
Cover Crop Demo Grant - Cover Crop & No-Till Payments	\$ 18,568.27
WCPI - Workshop Expense	\$ 44.00
Water Plan - Push-Up Pond Projects	\$ 1,000.00
Water Plan - Pond Clean Out Projects	\$ 800.00
Water Plan - Cover Crop Project	\$ 3,049.00
<b>Total</b>	
	Cash Disbursements \$ 83,342.79
	Journal Entry Disbursements \$ 4.24
	Transfer of Funds Disbursements \$ -

  
Signature

12-9-21  
Date

**December 2021**  
**Root River SWCD Treasurer's Report**

ASSETS	<u>BEGINNING</u> <u>BALANCE</u>	<u>ACTUAL THIS</u> <u>MONTH</u>	<u>ACTUAL</u> <u>YEAR-TO-</u> <u>DATE</u>	<u>CURRENT</u> <u>BALANCE</u>
CASH	\$ 910,070.33	\$ 139,669.16	\$ 31,429.03	\$ 941,499.36
PETTY CASH	\$ 60.00	\$ -	\$ -	\$ 60.00
INVESTMENTS - <i>S&amp;W DESIGNATED RESERVE</i>	\$ 41,399.74	\$ 2,000.00	\$ 2,000.00	\$ 43,399.74
INVESTMENTS - <i>SOIL CONSER. &amp; COST SHARE</i>	\$ 62,290.15	\$ -	\$ -	\$ 62,290.15
INVESTMENTS - <i>CAPITAL EQUIPMENT</i>	\$ 34,440.00	\$ 3,207.00	\$ (17,680.11)	\$ 16,759.89
INVESTMENTS - <i>HAYABLE BUFFER</i>	\$ 18,000.00	\$ -	\$ (9,000.00)	\$ 9,000.00
INVESTMENTS - <i>WINNEBAGO WATERSHED</i>	\$ 15,200.00	\$ -	\$ (3,425.31)	\$ 11,774.69
INVESTMENTS - <i>BEAR CREEK WATERSHED</i>	\$ 17,000.00	\$ -	\$ (3,220.60)	\$ 13,779.40
<b>TOTAL ASSETS</b>	<b>\$ 1,098,460.22</b>	<b>\$ 144,876.16</b>	<b>\$ 103.01</b>	<b>\$ 1,098,563.23</b>
<i>CASH REVENUE</i>	\$ 145,321.32			
<i>TRANSFER OF FUNDS REVENUE</i>	\$ -			
<i>JOURNAL ENTERIES</i>	\$ 97,996.31			
<i>CASH DISBURSEMENTS</i>	\$ 98,441.47			
<i>TRANSFER OF FUNDS DISBURSEMENTS</i>	\$ 5,207.00			

<u>GRANTS</u>	<u>Expiration</u> <u>of Grant</u>	<u>Grant</u> <u>Beginning</u> <u>Balance</u>	<u>Disbursements</u>	<u>Actual Grant</u> <u>Start-to-Date</u>	<u>Grant</u> <u>Remaining</u> <u>Balance</u>
319 Feedlot	8/31/2021	\$6,337.11	\$64.02	\$4,578.79	\$1,758.32
AIS (FY20)	None	\$22,755.00	\$2,272.55	\$5,552.64	\$17,202.36
AIS (FY21)	None	\$22,713.00	\$0.00	\$0.00	\$22,713.00
Buffer Law (FY20)	12/31/2022	\$20,000.00	\$102.08	\$10,177.60	\$9,822.40
Buffer Law (FY21)	12/31/2023	\$17,200.00	\$0.00	\$0.00	\$17,200.00
Buffer Law (FY22)	12/31/2025	\$17,000.00	\$0.00	\$0.00	\$17,000.00
FY22 Conservation Delivery	12/31/2024	\$22,505.00	\$3,372.33	\$4,908.71	\$17,596.29
Cover Crop Demonstration Grant (Technical)	12/31/2022	\$25,600.00	\$765.53	\$23,684.39	\$1,915.61
Cover Crop Demonstration Grant (Field Days/Events)	12/31/2022	\$3,000.00	\$0.00	\$0.00	\$3,000.00
Cover Crop Demonstration Grant (Soil Health Testing)	12/31/2022	\$12,000.00	\$0.00	\$4,435.19	\$7,564.81
Crooked Creek (FY21)	12/31/2021	\$15,000.00	\$1,689.61	\$14,383.89	\$616.11
FY20 Local Capacity Service Grant (CWMA)	12/31/2022	\$15,000.00	\$0.00	\$5,800.00	\$9,200.00
Local Capacity FY21 Amendment (County Appropriation)	12/31/2023	\$14,400.00	\$0.00	\$0.00	\$14,400.00
FY21 Local Capacity Service Grant (Cover Crop)	12/31/2023	\$15,000.00	\$0.00	\$12,300.00	\$2,700.00
FY21 Local Capacity Service Grant (Cost Share)	12/31/2023	\$15,000.00	\$0.00	\$0.00	\$15,000.00
FY21 Local Capacity Service Grant (Technical)	12/31/2023	\$70,434.00	\$2,893.82	\$7,960.78	\$62,473.22
FY21 Local Capacity Service Grant (Admin)	12/31/2023	\$10,000.00	\$467.78	\$8,997.02	\$1,002.98

**December 2021**

**Root River SWCD Treasurer's Report**

FY21 Local Capacity Service Grant (RIM)	12/31/2023	\$6,000.00	\$120.97	\$4,379.49	\$1,620.51
Local Capacity CY21 Amendment (County Appropriation)	12/31/2025	\$4,800.00	\$0.00	\$0.00	\$4,800.00
MAWQCP (FY20)	12/31/2021	\$2,500.00	\$0.00	\$1,717.49	\$782.51
MDH Safe Drinking Water in SE MN (Outreach)	12/31/2022	\$3,000.00	\$213.67	\$2,735.17	\$264.83
MDH Safe Drinking Water in SE MN (Cost Share)	12/31/2022	\$8,600.00	\$0.00	\$0.00	\$8,600.00
MDH Safe Drinking Water in SE MN (Tech In-Kind)	12/31/2022	\$1,600.00	\$0.00	\$48.39	\$1,551.61
Nitrate Monitoring	6/30/2022	\$2,200.00	\$0.00	\$413.45	\$1,786.55
Root River 1W1P FY20 CIP Cost Share (Crooked Crk)	10/31/2022	\$380,000.00	\$0.00	\$342,000.00	\$38,000.00
Root River 1W1P FY20 CIP Technical (Crooked Crk)	10/31/2022	\$55,000.00	\$449.58	\$54,990.00	\$10.00
Root River 1W1P FY20 Technical	10/31/2022	\$50,000.00	\$4,391.26	\$18,787.75	\$31,212.25
Root River 1W1P FY20 Projects	10/31/2022	\$125,000.00	\$18,726.74	\$48,787.68	\$76,212.32
State Cost Share (FY20) Projects	12/31/2021	\$16,720.80	\$0.00	\$6,800.68	\$9,920.12
State Cost Share (FY21) - Technical & Admin.	12/31/2022	\$4,180.20	\$12.10	\$205.66	\$3,974.54
State Cost Share (FY21) Projects	12/31/2022	\$16,720.80	\$0.00	\$0.00	\$16,720.80
State Cost Share (FY22) - Technical & Admin.	12/31/2024	\$4,180.20	\$0.00	\$0.00	\$4,180.20
State Cost Share (FY22) Projects	12/31/2024	\$16,720.80	\$0.00	\$0.00	\$16,720.80
SWAG (2021)	12/31/2022	\$11,523.10	\$0.00	\$11,277.83	\$245.27
Water Plan (FY21)	12/31/2022	\$13,000.00	\$78.64	\$13,000.00	\$0.00
Water Plan (FY22)	12/31/2025	\$15,000.00	\$1,724.83	\$1,724.83	\$13,275.17
WCA (FY21)	12/31/2022	\$20,000.00	\$760.02	\$18,298.67	\$1,701.33
WCA (FY22)	12/31/2025	\$5,000.00	\$0.00	\$0.00	\$5,000.00
WCPI	12/31/2021	\$292,374.00	\$8,825.77	\$290,065.86	\$2,308.14
WCPI - Engineering	12/31/2021	\$105,223.00	\$102.60	\$90,534.78	\$14,688.22
WinLac 1W1P - Admin	6/30/2023	\$5,000.00	\$12.36	\$338.99	\$4,661.01

REVENUE

DESCRIPTION	AMOUNT
Sale of Materials	\$ 41.16
Trees	\$ 2,766.00
County Appropriation - 2021 Second Half	\$ 62,500.00
County Appropriation FY21 Local Capacity Match - 2nd Half	\$ 2,400.00
County Appropriation - Bear Creek Watershed - 2021 2nd Half	\$ 1,000.00
Interest Income	\$ 29.45
Sales Tax	\$ 185.27
319 Feedlot - 4th Qtr. 2021 Payment	\$ 766.30
County Appropriation - Winnebago Watershed - 2021 2nd Half	\$ 1,000.00
WCA - 4th Qtr. Payment & FY22 Mandatory Advance = \$5,000	\$ 6,335.61
Aquatic Invasive Species - 2021 2nd Half	\$ 11,356.50
SWAG - 4th Qtr. Payment	\$ 132.44
Buffer Law - FY22	\$ 17,000.00
Local Capacity FY22	\$ 125,167.00
Water Plan - 4th Qtr. Payment	\$ 7,276.03
Water Plan - 3rd Qtr. Payment - County Levy	\$ 5,373.00
<b>Total</b>	
	Cash Revenue \$ 145,321.32
	Journal Entry Revenue \$ 98,007.44

DISBURSEMENTS

DESCRIPTION	AMOUNT
Salaries	\$ 21,334.41
Per Diem	\$ 2,125.00
Health Insurance	\$ 2,907.04
Life Insurance	\$ 96.00
Pera	\$ 1,600.08
FICA	\$ 1,427.81
Medicare	\$ 333.94
Telephone	\$ 50.00
Postage	\$ 11.13
Registration/Training Fees	\$ 720.00
Audit	\$ 100.00
Mileage	\$ 272.16
Meals	\$ 240.00
Office Rent	\$ 1,213.19
Misc Charges	\$ 10.43
Office Supplies	\$ 899.68
Vehical Maintenance	\$ 599.61
Misc Expenses	\$ 2,648.88
Education, Awards & Tours	\$ 76.40
WCPI - Return of funds	\$ 16,996.35
1W1P Root River	\$ 42,789.24
Water Plan - Education	\$ 1.25
Water Plan - Push-Up Pond Projects	\$ 1,600.00
Water Plan - Pond Clean Out Projects	\$ 400.00

Transfer to Designated Reserve Investment Acct.	\$ 2,000.00
Transfer to Capital Equipment Investment Acct.	\$ 3,207.00
<b>Total</b>	
	Cash Disbursements \$ 98,441.47
	Journal Entry Disbursements \$ 11.13
	Transfer to Investment Accts. \$ 5,207.00

Kenneth Andersson  
Signature

1 - 13 - 2022  
Date

**January 2022  
Financial Statement**

ASSETS	<u>BEGINNING BALANCE</u>	<u>ACTUAL THIS MONTH</u>	<u>ACTUAL YEAR- TO-DATE</u>	<u>CURRENT BALANCE</u>
CASH	\$ 941,499.36	\$ (57,727.66)	\$ (57,727.66)	\$ 883,771.70
PETTY CASH	\$ 60.00	\$ -	\$ -	\$ 60.00
INVESTMENTS - <i>S&amp;W DESIGNATED RESERVE</i>	\$ 43,399.74	\$ -	\$ -	\$ 43,399.74
INVESTMENTS - <i>SOIL CONSER. &amp; COST SHARE</i>	\$ 62,290.15	\$ -	\$ -	\$ 62,290.15
INVESTMENTS - <i>CAPITAL EQUIPMENT</i>	\$ 16,759.89	\$ -	\$ -	\$ 16,759.89
INVESTMENTS - <i>HAYABLE BUFFER</i>	\$ 9,000.00	\$ -	\$ -	\$ 9,000.00
INVESTMENTS - <i>WINNEBAGO WATERSHED</i>	\$ 11,774.69	\$ -	\$ -	\$ 11,774.69
INVESTMENTS - <i>BEAR CREEK WATERSHED</i>	\$ 13,779.40	\$ -	\$ -	\$ 13,779.40
<b>TOTAL ASSETS</b>	<b>\$ 1,098,563.23</b>	<b>\$ (57,727.66)</b>	<b>\$ (57,727.66)</b>	<b>\$ 1,040,835.57</b>
<i>CASH REVENUE</i>	\$ 30.42			
<i>JOURNAL ENTERIES</i>	\$ -			
<i>CASH DISBURSEMENTS</i>	\$ 57,758.08			

<u>GRANTS</u>	<u>Expiration of Grant</u>	<u>Grant Beginning Balance</u>	<u>Disbursements</u>	<u>Actual Grant Start-to-Date</u>	<u>Grant Remaining</u>
319 Feedlot	8/31/2022	\$1,101.43	\$272.49	\$272.49	\$828.94
AIS (FY20)	None	\$22,755.00	\$1,452.80	\$7,005.44	\$15,749.56
AIS (FY21)	None	\$22,713.00	\$0.00	\$0.00	\$22,713.00
Buffer Law (FY20)	12/31/2022	\$20,000.00	\$50.19	\$10,227.79	\$9,772.21
Buffer Law (FY21)	12/31/2023	\$17,200.00	\$0.00	\$0.00	\$17,200.00
Buffer Law (FY22)	12/31/2025	\$17,000.00	\$0.00	\$0.00	\$17,000.00
FY22 Conservation Delivery	12/31/2024	\$22,505.00	\$5,232.72	\$10,141.43	\$12,363.57
Cover Crop Demonstration Grant (Technical)	12/31/2022	\$25,600.00	\$0.00	\$23,684.39	\$1,915.61
Cover Crop Demonstration Grant (Field Days/Events)	12/31/2022	\$3,000.00	\$0.00	\$0.00	\$3,000.00
Cover Crop Demonstration Grant (Soil Health Testing)	12/31/2022	\$12,000.00	\$0.00	\$4,435.19	\$7,564.81
Crooked Creek (FY22)	12/31/2022	\$15,000.00	\$1,808.86	\$1,808.86	\$13,191.14
FY20 Local Capacity Service Grant (CWMA)	12/31/2022	\$15,000.00	\$0.00	\$5,800.00	\$9,200.00
Local Capacity FY21 Amendment (County Appropriation)	12/31/2023	\$14,400.00	\$0.00	\$0.00	\$14,400.00
FY21 Local Capacity Service Grant (Cover Crop)	12/31/2023	\$15,000.00	\$0.00	\$12,300.00	\$2,700.00
FY21 Local Capacity Service Grant (Cost Share)	12/31/2023	\$15,000.00	\$0.00	\$0.00	\$15,000.00
FY21 Local Capacity Service Grant (Technical)	12/31/2023	\$70,434.00	\$0.00	\$7,960.78	\$62,473.22
FY21 Local Capacity Service Grant (Admin)	12/31/2023	\$10,000.00	\$956.80	\$9,953.82	\$46.18

**January 2022**  
**Financial Statement**


FY21 Local Capacity Service Grant (RIM)	12/31/2023	\$6,000.00	\$50.19	\$4,429.68	\$1,570.32
Local Capacity CY21 Amendment (County Appropriation)	12/31/2025	\$4,800.00	\$0.00	\$0.00	\$4,800.00
FY22 Local Capacity Service Grant (Cover Crop)	12/31/2025	\$8,700.00	\$0.00	\$0.00	\$8,700.00
FY22 Local Capacity Service Grant (Technical)	12/31/2025	\$90,467.00	\$0.00	\$0.00	\$90,467.00
FY22 Local Capacity Service Grant (Admin)	12/31/2025	\$20,000.00	\$0.00	\$0.00	\$20,000.00
FY22 Local Capacity Service Grant (RIM)	12/31/2025	\$6,000.00	\$0.00	\$0.00	\$6,000.00
MAWQCP	12/31/2022	\$2,500.00	\$0.00	\$0.00	\$2,500.00
MDH Safe Drinking Water in SE MN (Outreach)	12/31/2022	\$3,000.00	\$735.57	\$3,470.74	-\$470.74
MDH Safe Drinking Water in SE MN (Cost Share)	12/31/2022	\$8,600.00	\$0.00	\$0.00	\$8,600.00
MDH Safe Drinking Water in SE MN (Tech In-Kind)	12/31/2022	\$1,600.00	\$0.00	\$0.00	\$1,600.00
Nitrate Monitoring	6/30/2022	\$2,200.00	\$12.54	\$425.99	\$1,774.01
Root River 1W1P FY20 CIP Cost Share (Crooked Crk)	10/31/2022	\$380,000.00	\$0.00	\$342,000.00	\$38,000.00
Root River 1W1P FY20 CIP Technical (Crooked Crk)	10/31/2022	\$55,000.00	\$0.22	\$54,990.22	\$9.78
Root River 1W1P FY20 Technical	10/31/2022	\$50,000.00	\$5,615.14	\$24,402.89	\$25,597.11
Root River 1W1P FY20 Projects	10/31/2022	\$125,000.00	\$8,754.36	\$57,542.04	\$76,212.32
State Cost Share (FY20) Projects	12/31/2022	\$16,720.80	\$0.00	\$6,800.68	\$9,920.12
State Cost Share (FY21) - Technical & Admin.	12/31/2022	\$4,180.20	\$0.00	\$205.66	\$3,974.54
State Cost Share (FY21) Projects	12/31/2022	\$16,720.80	\$0.00	\$0.00	\$16,720.80
State Cost Share (FY22) - Technical & Admin.	12/31/2024	\$4,180.20	\$0.00	\$0.00	\$4,180.20
State Cost Share (FY22) Projects	12/31/2024	\$16,720.80	\$0.00	\$0.00	\$16,720.80
SWAG (2021)	12/31/2022	\$11,523.10	\$77.50	\$11,355.33	\$167.77
Water Plan (FY22)	12/31/2025	\$15,000.00	\$974.68	\$2,699.51	\$12,300.49
WCA (FY22)	12/31/2025	\$20,000.00	\$1,415.71	\$1,415.71	\$18,584.29
WCPI	12/31/2021	\$292,374.00	\$2,308.14	\$292,374.00	\$0.00
WCPI - Engineering	12/31/2021	\$105,223.00	\$14,688.22	\$105,223.00	\$0.00
WinLac 1W1P - Admin	6/30/2023	\$5,000.00	\$75.29	\$414.28	\$4,585.72
WinLaC Cloride	6/30/2023	\$3,613.50	\$141.45	\$141.45	\$3,613.50


REVENUE

DESCRIPTION	AMOUNT
Interest Income	\$ 30.42
<b>Total</b>	
Cash Revenue	\$ 30.42
Journal Entry Revenue	\$ -

DISBURSEMENTS

DESCRIPTION	AMOUNT
Salaries	\$ 21,875.22
Health Insurance	\$ 2,761.72
Life Insurance	\$ 6.00
HSA/VEBA Contribution	\$ 1,750.00
Pera	\$ 1,640.64
FICA	\$ 1,333.69
Workers Compensation	\$ 4,511.00
Medicare	\$ 311.91
Telephone	\$ 50.00
Postage	\$ 66.80
Membership Dues	\$ 8,101.88
Audit	\$ 50.00
Office Rent	\$ 1,213.19
Liability Insurance	\$ 2,949.00
Vehical Maintenance	\$ 388.64
MN Sales & Use Tax	\$ 774.00
SWAG - Equipment & Supplies	\$ 820.03
1W1P & RCPP 1W1P	\$ 8,754.36
Water Plan - <i>Pond Cean Out Project</i>	\$ 400.00
<b>Total</b>	
Cash Disbursements	\$ 57,758.08
Journal Entry Disbursements	\$ -

  
\_\_\_\_\_  
Signature

  
\_\_\_\_\_  
Date

**February 2022  
Financial Report**

ASSETS	<u>BEGINNING BALANCE</u>	<u>ACTUAL THIS MONTH</u>	<u>ACTUAL YEAR- TO-DATE</u>	<u>CURRENT BALANCE</u>
CASH	\$ 941,499.36	\$ 278,691.27	\$ 220,963.61	\$ 1,162,462.97
PETTY CASH	\$ 60.00	\$ -	\$ -	\$ 60.00
INVESTMENTS - <i>S&amp;W DESIGNATED RESERVE</i>	\$ 43,399.74	\$ 1,000.00	\$ 1,000.00	\$ 44,399.74
INVESTMENTS - <i>SOIL CONSER. &amp; COST SHARE</i>	\$ 62,290.15	\$ -	\$ -	\$ 62,290.15
INVESTMENTS - <i>CAPITAL EQUIPMENT</i>	\$ 16,759.89	\$ 1,000.00	\$ 1,000.00	\$ 17,759.89
INVESTMENTS - <i>HAYABLE BUFFER</i>	\$ 9,000.00	\$ -	\$ -	\$ 9,000.00
INVESTMENTS - <i>WINNEBAGO WATERSHED</i>	\$ 11,774.69	\$ -	\$ -	\$ 11,774.69
INVESTMENTS - <i>BEAR CREEK WATERSHED</i>	\$ 13,779.40	\$ -	\$ -	\$ 13,779.40
<b>TOTAL ASSETS</b>	<b>\$ 1,098,563.23</b>	<b>\$ 280,691.27</b>	<b>\$ 222,963.61</b>	<b>\$ 1,321,526.84</b>
<i>CASH REVENUE</i>	\$ 61,535.03			
<i>JOURNAL ENTERIES</i>	\$ 249,989.40			
<i>CASH DISBURSEMENTS</i>	\$ 30,833.16			

<u>GRANTS</u>	<u>Expiration of Grant</u>	<u>Grant Beginning Balance</u>	<u>Disbursements</u>	<u>Actual Grant Start-to-Date</u>	<u>Grant Remaining</u>
319 Feedlot	8/31/2022	\$1,101.43	\$185.55	\$458.04	\$643.39
AIS (FY20)	None	\$22,755.00	\$3,537.70	\$10,543.14	\$12,211.86
AIS (FY21)	None	\$22,713.00	\$0.00	\$0.00	\$22,713.00
Buffer Law (FY20)	12/31/2022	\$20,000.00	\$0.00	\$10,227.79	\$9,772.21
Buffer Law (FY21)	12/31/2023	\$17,200.00	\$0.00	\$0.00	\$17,200.00
Buffer Law (FY22)	12/31/2025	\$17,000.00	\$0.00	\$0.00	\$17,000.00
FY22 Conservation Delivery	12/31/2024	\$22,505.00	\$4,441.81	\$14,583.24	\$7,921.76
Cover Crop Demonstration Grant (Technical)	12/31/2022	\$25,600.00	\$1,360.70	\$25,045.09	\$554.91
Cover Crop Demonstration Grant (Field Days/Events)	12/31/2022	\$3,000.00	\$2,391.00	\$2,391.00	\$609.00
Cover Crop Demonstration Grant (Soil Health Testing)	12/31/2022	\$12,000.00	\$0.00	\$4,435.19	\$7,564.81
Crooked Creek (FY22)	12/31/2022	\$15,000.00	\$371.10	\$2,179.96	\$12,820.04
FY20 Local Capacity Service Grant (CWMA)	12/31/2022	\$15,000.00	\$0.00	\$5,800.00	\$9,200.00
Local Capacity FY21 Amendment (County Appropriation)	12/31/2023	\$14,400.00	\$0.00	\$0.00	\$14,400.00
FY21 Local Capacity Service Grant (Cover Crop)	12/31/2023	\$15,000.00	\$0.00	\$12,300.00	\$2,700.00
FY21 Local Capacity Service Grant (Cost Share)	12/31/2023	\$15,000.00	\$0.00	\$0.00	\$15,000.00
FY21 Local Capacity Service Grant (Technical)	12/31/2023	\$70,434.00	\$4,873.83	\$12,834.61	\$57,599.39
FY21 Local Capacity Service Grant (Admin)	12/31/2023	\$10,000.00	\$46.18	\$10,000.00	\$0.00

**February 2022  
Financial Report**

FY21 Local Capacity Service Grant (RIM)	12/31/2023	\$6,000.00	\$263.50	\$4,693.18	\$1,306.82
Local Capacity CY21 Amendment (County Appropriation)	12/31/2025	\$4,800.00	\$0.00	\$0.00	\$4,800.00
FY22 Local Capacity Service Grant (Cover Crop)	12/31/2025	\$8,700.00	\$0.00	\$0.00	\$8,700.00
FY22 Local Capacity Service Grant (Technical)	12/31/2025	\$90,467.00	\$0.00	\$0.00	\$90,467.00
FY22 Local Capacity Service Grant (Admin)	12/31/2025	\$20,000.00	\$566.77	\$566.77	\$19,433.23
FY22 Local Capacity Service Grant (RIM)	12/31/2025	\$6,000.00	\$0.00	\$0.00	\$6,000.00
MAWQCP	12/31/2022	\$2,500.00	\$1,038.53	\$1,038.53	\$1,461.47
MDH Safe Drinking Water in SE MN (Outreach)	12/31/2022	\$3,000.00	\$0.00	\$3,470.74	-\$470.74
MDH Safe Drinking Water in SE MN (Cost Share)	12/31/2022	\$8,600.00	\$0.00	\$0.00	\$8,600.00
MDH Safe Drinking Water in SE MN (Tech In-Kind)	12/31/2022	\$1,600.00	\$0.00	\$0.00	\$1,600.00
Nitrate Monitoring	6/30/2022	\$2,200.00	\$0.00	\$425.99	\$1,774.01
Root River 1W1P FY20 CIP Cost Share (Crooked Crk)	10/31/2022	\$380,000.00	\$0.00	\$342,000.00	\$38,000.00
Root River 1W1P FY20 CIP Technical (Crooked Crk)	10/31/2022	\$55,000.00	\$0.00	\$54,990.22	\$9.78
Root River 1W1P FY20 Technical	10/31/2022	\$50,000.00	\$4,756.64	\$29,159.53	\$20,840.47
Root River 1W1P FY20 Projects	10/31/2022	\$125,000.00	\$0.00	\$57,542.04	\$76,212.32
State Cost Share (FY20) Projects	12/31/2022	\$16,720.80	\$0.00	\$6,800.68	\$9,920.12
State Cost Share (FY21) - Technical & Admin.	12/31/2022	\$4,180.20	\$0.00	\$205.66	\$3,974.54
State Cost Share (FY21) Projects	12/31/2022	\$16,720.80	\$0.00	\$0.00	\$16,720.80
State Cost Share (FY22) - Technical & Admin.	12/31/2024	\$4,180.20	\$0.00	\$0.00	\$4,180.20
State Cost Share (FY22) Projects	12/31/2024	\$16,720.80	\$0.00	\$0.00	\$16,720.80
Water Plan (FY22)	12/31/2025	\$15,000.00	\$945.06	\$3,644.57	\$11,355.43
WCA (FY22)	12/31/2025	\$20,000.00	\$1,959.51	\$3,375.22	\$16,624.78
WinLac 1W1P - Admin	6/30/2023	\$5,000.00	\$37.64	\$451.92	\$4,548.08
WinLaC Cloride	6/30/2023	\$3,613.50	\$1,409.10	\$1,550.55	\$2,204.40

REVENUE

DESCRIPTION	AMOUNT
Trees	\$ 3,395.75
County Appropriation - 2022 ARPA Allocation	\$ 250,000.00
Interest Income	\$ 30.28
Sales Tax	\$ 233.85
Refunds/Reimbursements (Overpayment of Vehicle Registrations)	\$ 0.50
Nitrate Monitoring Network - 4th Qtr. 2021 Payment	\$ 12.10
JPB - 4th Qtr. 2021 Payment	\$ 1,628.55
Root River 1W1P	\$ 48,890.89
Crooked Creek - 4th Qtr. 2021 Payment	\$ 5,098.64
SWAG - Grant Retainage & Supply Reimbursement	\$ 1,982.26
MDH Safe Drinking Water - 4th Qtr. 2021 Payment	\$ 262.21
<b>Total</b>	
	Cash Revenue \$ 61,535.03
	Journal Entry Revenue \$ 250,000.00

DISBURSEMENTS

DESCRIPTION	AMOUNT
Salaries	\$ 22,058.58
Health Insurance	\$ 2,761.72
Life Insurance	\$ 6.00
Pera	\$ 1,654.40
FICA	\$ 1,345.05
Medicare	\$ 314.57
Telephone	\$ 50.00
Postage	\$ 68.60
Audit	\$ 124.00
Office Rent	\$ 1,213.19
Office Supplies	\$ 255.30
Vehical Maintenance	\$ 311.04
Education, Awards & Tours	\$ 158.86
WinLaC Chloride - Postage	\$ 22.45
Cover Crop Demo Grant - <i>Speaker</i>	\$ 500.00
<b>Total</b>	
	Cash Disbursements \$ 30,833.16
	Journal Entry Disbursements \$ 10.60

Kenneth Anderson  
Signature

4-14-2022  
Date

**March 2022**  
**Financial Statement**

ASSETS	<u>BEGINNING</u> <u>BALANCE</u>	<u>ACTUAL THIS</u> <u>MONTH</u>	<u>ACTUAL YEAR-</u> <u>TO-DATE</u>	<u>CURRENT</u> <u>BALANCE</u>
CASH	\$ 941,499.36	\$ (26,816.68)	\$ 194,146.93	\$ 1,135,646.29
PETTY CASH	\$ 60.00	\$ -	\$ -	\$ 60.00
INVESTMENTS - <i>S&amp;W DESIGNATED RESERVE</i>	\$ 43,399.74	\$ (1,000.00)	\$ -	\$ 43,399.74
INVESTMENTS - <i>SOIL CONSER. &amp; COST SHARE</i>	\$ 62,290.15	\$ -	\$ -	\$ 62,290.15
INVESTMENTS - <i>CAPITAL EQUIPMENT</i>	\$ 16,759.89	\$ (1,000.00)	\$ -	\$ 16,759.89
INVESTMENTS - <i>HAYABLE BUFFER</i>	\$ 9,000.00	\$ -	\$ -	\$ 9,000.00
INVESTMENTS - <i>WINNEBAGO WATERSHED</i>	\$ 11,774.69	\$ 1,000.00	\$ 1,000.00	\$ 12,774.69
INVESTMENTS - <i>BEAR CREEK WATERSHED</i>	\$ 13,779.40	\$ 1,000.00	\$ 1,000.00	\$ 14,779.40
<b>TOTAL ASSETS</b>	<b>\$ 1,098,563.23</b>	<b>\$ (26,816.68)</b>	<b>\$ 196,146.93</b>	<b>\$ 1,294,710.16</b>
<i>CASH REVENUE</i>	\$ 3,590.21			
<i>JOURNAL ENTERIES</i>	\$ 5,557.85			
<i>CASH DISBURSEMENTS</i>	\$ 35,964.74			

<u>GRANTS</u>	<u>Expiration of</u> <u>Grant</u>	<u>Grant Beginning</u> <u>Balance</u>	<u>Disbursements</u>	<u>Actual Grant</u> <u>Start-to-Date</u>	<u>Grant</u> <u>Remaining</u>
319 Feedlot	8/31/2022	\$1,101.43	\$643.39	\$1,101.43	\$0.00
AIS (FY20)	None	\$22,755.00	\$3,848.98	\$14,392.12	\$8,362.88
AIS (FY21)	None	\$22,713.00	\$0.00	\$0.00	\$22,713.00
Buffer Law (FY20)	12/31/2022	\$20,000.00	\$50.19	\$10,277.98	\$9,722.02
Buffer Law (FY21)	12/31/2023	\$17,200.00	\$0.00	\$0.00	\$17,200.00
Buffer Law (FY22)	12/31/2025	\$17,000.00	\$0.00	\$0.00	\$17,000.00
FY22 Conservation Delivery	12/31/2024	\$22,505.00	\$7,921.76	\$22,505.00	\$0.00
Cover Crop Demonstration Grant (Technical)	12/31/2022	\$25,600.00	\$0.00	\$25,045.09	\$554.91
Cover Crop Demonstration Grant (Field Days/Events)	12/31/2022	\$3,000.00	\$0.00	\$2,391.00	\$609.00
Cover Crop Demonstration Grant (Soil Health Testing)	12/31/2022	\$12,000.00	\$0.00	\$4,435.19	\$7,564.81
Crooked Creek (FY22)	12/31/2022	\$15,000.00	\$1,382.91	\$3,562.87	\$11,437.13
FY20 Local Capacity Service Grant (CWMA)	12/31/2022	\$15,000.00	\$0.00	\$5,800.00	\$9,200.00
Local Capacity FY21 Amendment (County Appropriation)	12/31/2023	\$14,400.00	\$0.00	\$0.00	\$14,400.00
FY21 Local Capacity Service Grant (Cover Crop)	12/31/2023	\$15,000.00	\$0.00	\$12,300.00	\$2,700.00
FY21 Local Capacity Service Grant (Cost Share)	12/31/2023	\$15,000.00	\$0.00	\$0.00	\$15,000.00
FY21 Local Capacity Service Grant (Technical)	12/31/2023	\$70,434.00	\$9,571.34	\$22,405.95	\$48,028.05
FY21 Local Capacity Service Grant (RIM)	12/31/2023	\$6,000.00	\$807.49	\$5,500.67	\$499.33
Local Capacity CY21 Amendment (County Appropriation)	12/31/2025	\$4,800.00	\$0.00	\$0.00	\$4,800.00
FY22 Local Capacity Service Grant (Cover Crop)	12/31/2025	\$8,700.00	\$0.00	\$0.00	\$8,700.00
FY22 Local Capacity Service Grant (Technical)	12/31/2025	\$90,467.00	\$0.00	\$0.00	\$90,467.00

**March 2022**  
**Financial Statement**

FY22 Local Capacity Service Grant (Admin)	12/31/2025	\$20,000.00	\$0.00	\$566.77	\$19,433.23
FY22 Local Capacity Service Grant (RIM)	12/31/2025	\$6,000.00	\$3,906.20	\$3,906.20	\$2,093.80
MAWQCP	12/31/2022	\$2,500.00	\$431.01	\$1,469.54	\$1,030.46
MDH Safe Drinking Water in SE MN (Outreach)	12/31/2022	\$3,000.00	\$0.00	\$3,470.74	-\$470.74
MDH Safe Drinking Water in SE MN (Cost Share)	12/31/2022	\$8,600.00	\$0.00	\$0.00	\$8,600.00
MDH Safe Drinking Water in SE MN (Tech In-Kind)	12/31/2022	\$1,600.00	\$0.00	\$0.00	\$1,600.00
Nitrate Monitoring	6/30/2022	\$2,200.00	\$0.00	\$425.99	\$1,774.01
Root River 1W1P FY20 CIP Cost Share (Crooked Crk)	10/31/2022	\$380,000.00	\$0.00	\$342,000.00	\$38,000.00
Root River 1W1P FY20 CIP Technical (Crooked Crk)	10/31/2022	\$55,000.00	\$0.00	\$54,990.22	\$9.78
Root River 1W1P FY20 Technical	10/31/2022	\$50,000.00	\$11,043.43	\$40,202.96	\$9,797.04
Root River 1W1P FY20 Projects	10/31/2022	\$125,000.00	\$0.00	\$57,542.04	\$76,212.32
State Cost Share (FY20) Projects	12/31/2022	\$16,720.80	\$0.00	\$6,800.68	\$9,920.12
State Cost Share (FY21) - Technical & Admin.	12/31/2022	\$4,180.20	\$477.63	\$683.29	\$3,496.91
State Cost Share (FY21) Projects	12/31/2022	\$16,720.80	\$0.00	\$0.00	\$16,720.80
State Cost Share (FY22) - Technical & Admin.	12/31/2024	\$4,180.20	\$0.00	\$0.00	\$4,180.20
State Cost Share (FY22) Projects	12/31/2024	\$16,720.80	\$0.00	\$0.00	\$16,720.80
Water Plan (FY22)	12/31/2025	\$15,000.00	\$2,314.97	\$5,959.54	\$9,040.46
WCA (FY22)	12/31/2025	\$20,000.00	\$1,489.12	\$4,864.34	\$15,135.66
WinLac 1W1P - Admin	6/30/2023	\$5,000.00	\$175.67	\$627.59	\$4,372.41
WinLaC Chloride	6/30/2023	\$3,613.50	\$3,282.68	\$4,833.23	-\$1,078.28

REVENUE

DESCRIPTION	AMOUNT
Sale of Materials	\$ 9.36
Trees	\$ 922.25
Interest Income	\$ 27.37
Sales Tax	\$ 64.06
Refunds/Reimbursements (Sales Tax)	\$ 30.00
319 Feedlot - 1st Qtr. 2022 Payment	\$ 535.86
WinLaC Chloride - 1st Qtr. 2022 Payment	\$ 2,364.17
MDA Soil Health Grant	\$ 173.00
WinLaC 1W1P - 2021 4th Qtr Payment	\$ 72.59
Water Plan - 3rd Qtr. Payment	\$ 4,554.17
Water Plan - 3rd Qtr. Payment - County Levy	\$ 400.00
<b>Total</b>	
	Cash Revenue \$ 3,590.21
	Journal Entry Revenue \$ 5,562.62

DISBURSEMENTS

DESCRIPTION	AMOUNT
Salaries	\$ 22,091.22
Per Diem	\$ 2,500.00
Health Insurance	\$ 2,761.72
Life Insurance	\$ 96.00
Pera	\$ 1,656.84
FICA	\$ 1,502.08
Medicare	\$ 351.29
Telephone	\$ 50.00
Postage	\$ 28.55
Office Machines & Equipment	\$ 604.00
Mileage	\$ 329.94
Office Rent	\$ 1,213.19
Office Supplies	\$ 374.00
General Supplies	\$ 12.02
Vehical Maintenance	\$ 230.69
Misc Expenses	\$ 14.00
WinLaC Chloride - Postage	\$ 26.75
Aquatic Invasive Species - Education	\$ 140.00
MAWQCP - Postage	\$ 92.22
Local Capacity FY21 RIM	\$ 4.00
Cover Crop Demo Grant - I-90 Tour Meal	\$ 1,891.00
<b>Total</b>	
	Cash Disbursements \$ 35,964.74
	Journal Entry Disbursements \$ 4.77



Signature



Date

April 2022  
Financial Statement

ASSETS	<u>BEGINNING BALANCE</u>	<u>ACTUAL THIS MONTH</u>	<u>ACTUAL YEAR- TO-DATE</u>	<u>CURRENT BALANCE</u>
CASH	\$ 941,499.36	\$ (44,793.98)	\$ 149,352.95	\$ 1,090,852.31
PETTY CASH	\$ 60.00	\$ -	\$ -	\$ 60.00
INVESTMENTS - <i>S&amp;W DESIGNATED RESERVE</i>	\$ 43,399.74	\$ -	\$ -	\$ 43,399.74
INVESTMENTS - <i>SOIL CONSER. &amp; COST SHARE</i>	\$ 62,290.15	\$ -	\$ -	\$ 62,290.15
INVESTMENTS - <i>CAPITAL EQUIPMENT</i>	\$ 16,759.89	\$ -	\$ -	\$ 16,759.89
INVESTMENTS - <i>HAYABLE BUFFER</i>	\$ 9,000.00	\$ -	\$ -	\$ 9,000.00
INVESTMENTS - <i>WINNEBAGO WATERSHED</i>	\$ 11,774.69	\$ -	\$ 1,000.00	\$ 12,774.69
INVESTMENTS - <i>BEAR CREEK WATERSHED</i>	\$ 13,779.40	\$ -	\$ 1,000.00	\$ 14,779.40
<b>TOTAL ASSETS</b>	<b>\$ 1,098,563.23</b>	<b>\$ (44,793.98)</b>	<b>\$ 151,352.95</b>	<b>\$ 1,249,916.18</b>
<i>CASH REVENUE</i>	\$ 4,149.77			
<i>JOURNAL ENTERIES</i>	\$ 206.76			
<i>CASH DISBURSEMENTS</i>	\$ 49,150.51			

<u>GRANTS</u>	<u>Expiration of Grant</u>	<u>Grant Beginning Balance</u>	<u>Disbursements</u>	<u>Actual Grant Start-to-Date</u>	<u>Grant Remaining</u>
AIS (FY20)	None	\$22,755.00	\$426.41	\$14,818.53	\$7,936.47
AIS (FY21)	None	\$22,713.00	\$0.00	\$0.00	\$22,713.00
Buffer Law (FY20)	12/31/2022	\$20,000.00	\$2,157.06	\$12,435.04	\$7,564.96
Buffer Law (FY21)	12/31/2023	\$17,200.00	\$0.00	\$0.00	\$17,200.00
Buffer Law (FY22)	12/31/2025	\$17,000.00	\$0.00	\$0.00	\$17,000.00
Cover Crop Demonstration Grant (Technical)	12/31/2022	\$25,600.00	\$432.95	\$25,478.04	\$121.96
Cover Crop Demonstration Grant (Field Days/Events)	12/31/2022	\$3,000.00	\$0.00	\$2,391.00	\$609.00
Cover Crop Demonstration Grant (Soil Health Testing)	12/31/2022	\$12,000.00	\$0.00	\$4,435.19	\$7,564.81
Crooked Creek (FY22)	12/31/2022	\$15,000.00	\$425.39	\$3,988.26	\$11,011.74
FY20 Local Capacity Service Grant (CWMA)	12/31/2022	\$13,800.00	\$0.00	\$5,800.00	\$8,000.00
Local Capacity FY21 Amendment (County Appropriation)	12/31/2023	\$14,400.00	\$0.00	\$0.00	\$14,400.00
FY21 Local Capacity Service Grant (Cover Crop)	12/31/2023	\$15,000.00	\$0.00	\$12,300.00	\$2,700.00
FY21 Local Capacity Service Grant (Cost Share)	12/31/2023	\$15,000.00	\$0.00	\$0.00	\$15,000.00
FY21 Local Capacity Service Grant (Technical)	12/31/2023	\$70,434.00	\$11,251.50	\$33,657.45	\$36,776.55
FY21 Local Capacity Service Grant (RIM)	12/31/2023	\$6,000.00	\$0.00	\$5,500.67	\$499.33
Local Capacity CY21 Amendment (County Appropriation)	12/31/2025	\$4,800.00	\$0.00	\$0.00	\$4,800.00
FY22 Local Capacity Service Grant (Cover Crop)	12/31/2025	\$8,700.00	\$0.00	\$0.00	\$8,700.00

April 2022  
Financial Statement

FY22 Local Capacity Service Grant (Technical)	12/31/2025	\$90,467.00	\$0.00	\$0.00	\$90,467.00
FY22 Local Capacity Service Grant (Admin)	12/31/2025	\$20,000.00	\$4,086.60	\$4,653.37	\$15,346.63
FY22 Local Capacity Service Grant (RIM)	12/31/2025	\$6,000.00	\$0.00	\$0.00	\$6,000.00
MAWQCP	12/31/2022	\$2,500.00	\$0.00	\$1,469.54	\$1,030.46
MDH Safe Drinking Water in SE MN (Outreach)	12/31/2022	\$3,000.00	\$0.00	\$3,470.74	-\$470.74
MDH Safe Drinking Water in SE MN (Cost Share)	12/31/2022	\$8,600.00	\$0.00	\$0.00	\$8,600.00
MDH Safe Drinking Water in SE MN (Tech In-Kind)	12/31/2022	\$1,600.00	\$0.00	\$0.00	\$1,600.00
Nitrate Monitoring	6/30/2022	\$2,200.00	\$62.74	\$488.73	\$1,711.27
Root River 1W1P FY20 CIP Cost Share (Crooked Crk)	10/31/2022	\$380,000.00	\$0.00	\$342,000.00	\$38,000.00
Root River 1W1P FY20 CIP Technical (Crooked Crk)	10/31/2022	\$55,000.00	\$0.00	\$54,990.22	\$9.78
Root River 1W1P FY20 Technical	10/31/2022	\$50,000.00	\$5,137.60	\$45,340.56	\$4,659.44
Root River 1W1P FY20 Projects	10/31/2022	\$125,000.00	\$0.00	\$57,542.04	\$76,212.32
State Cost Share (FY20) Projects	12/31/2022	\$16,720.80	\$0.00	\$6,800.68	\$9,920.12
State Cost Share (FY21) - Technical & Admin.	12/31/2022	\$4,180.20	\$501.90	\$1,185.19	\$2,995.01
State Cost Share (FY21) Projects	12/31/2022	\$16,720.80	\$0.00	\$0.00	\$16,720.80
State Cost Share (FY22) - Technical & Admin.	12/31/2024	\$4,180.20	\$0.00	\$0.00	\$4,180.20
State Cost Share (FY22) Projects	12/31/2024	\$16,720.80	\$0.00	\$0.00	\$16,720.80
Water Plan (FY22)	12/31/2025	\$15,000.00	\$949.08	\$6,908.62	\$8,091.38
WCA (FY22)	12/31/2025	\$20,000.00	\$1,137.78	\$6,002.12	\$13,997.88
WinLac 1W1P - Admin	6/30/2023	\$5,000.00	\$25.09	\$652.68	\$4,347.32
WinLaC Chloride	6/30/2023	\$4,833.23	\$0.00	\$4,833.23	\$0.00

REVENUE

DESCRIPTION	AMOUNT
Sale of Materials	\$ 5.15
Trees	\$ 612.25
Interest Income	\$ 30.31
Sales Tax	\$ 42.44
Crooked Creek - 1st Qtr. 2022 Payment	\$ 3,459.62
WinLaC 1W1P - 2022 1st Qtr Payment	\$ 213.12
<b>Total</b>	
	Cash Revenue \$ 4,149.77
	Journal Entry Revenue \$ 213.12

DISBURSEMENTS

DESCRIPTION	AMOUNT
Salaries	\$ 33,136.82
Health Insurance	\$ 2,761.72
Life Insurance	\$ 6.00
HSA/VEBA Contribution	\$ 1,750.00
Pera	\$ 2,485.26
FICA	\$ 2,031.90
Medicare	\$ 475.20
Telephone	\$ 50.00
Postage	\$ 68.86
Registration/Training Fees	\$ 40.00
Meals	\$ 43.87
Office Rent	\$ 1,213.19
Office Supplies	\$ 148.47
Vehical Maintenance	\$ 350.72
Trees	\$ 4,096.65
MN Sales & Use Tax	\$ 0.40
WinLaC Chloride - Postage	\$ 21.87
MAWQCP - Event Expense	\$ 75.94
Water Plan - Pond Cean Out Project	\$ 400.00
<b>Total</b>	
	Cash Disbursements \$ 49,150.51
	Journal Entry Disbursements \$ 6.36

Kenneth Anderson  
Signature

5-12-2022  
Date

May 2022  
Financial Statement

ASSETS	<u>BEGINNING</u> <u>BALANCE</u>	<u>ACTUAL THIS</u> <u>MONTH</u>	<u>ACTUAL YEAR-</u> <u>TO-DATE</u>	<u>CURRENT</u> <u>BALANCE</u>
CASH	\$ 941,499.36	\$ 9,363.75	\$ 158,716.70	\$ 1,100,216.06
PETTY CASH	\$ 60.00	\$ -	\$ -	\$ 60.00
INVESTMENTS - <i>S&amp;W DESIGNATED RESERVE</i>	\$ 43,399.74	\$ -	\$ -	\$ 43,399.74
INVESTMENTS - <i>SOIL CONSER. &amp; COST SHARE</i>	\$ 62,290.15	\$ -	\$ -	\$ 62,290.15
INVESTMENTS - <i>CAPITAL EQUIPMENT</i>	\$ 16,759.89	\$ -	\$ -	\$ 16,759.89
INVESTMENTS - <i>HAYABLE BUFFER</i>	\$ 9,000.00	\$ -	\$ -	\$ 9,000.00
INVESTMENTS - <i>WINNEBAGO WATERSHED</i>	\$ 11,774.69	\$ -	\$ 1,000.00	\$ 12,774.69
INVESTMENTS - <i>BEAR CREEK WATERSHED</i>	\$ 13,779.40	\$ -	\$ 1,000.00	\$ 14,779.40
<b>TOTAL ASSETS</b>	<b>\$ 1,098,563.23</b>	<b>\$ 9,363.75</b>	<b>\$ 160,716.70</b>	<b>\$ 1,259,279.93</b>
<i>CASH REVENUE</i>	\$ 39,487.79			
<i>JOURNAL ENTERIES</i>	\$ (8.48)			
<i>CASH DISBURSEMENTS</i>	\$ 30,115.56			

<u>GRANTS</u>	<u>Expiration of</u> <u>Grant</u>	<u>Grant Beginning</u> <u>Balance</u>	<u>Disbursements</u>	<u>Actual Grant</u> <u>Start-to-Date</u>	<u>Grant</u> <u>Remaining</u>
AIS (FY20)	None	\$22,755.00	\$1,507.81	\$16,326.34	\$6,428.66
AIS (FY21)	None	\$22,713.00	\$0.00	\$0.00	\$22,713.00
Buffer Law (FY20)	12/31/2022	\$20,000.00	\$995.93	\$13,430.97	\$6,569.03
Buffer Law (FY21)	12/31/2023	\$17,200.00	\$0.00	\$0.00	\$17,200.00
Buffer Law (FY22)	12/31/2025	\$17,000.00	\$0.00	\$0.00	\$17,000.00
Cover Crop Demonstration Grant (Technical)	12/31/2022	\$25,600.00	\$121.96	\$25,600.00	\$0.00
Cover Crop Demonstration Grant (Field Days/Events)	12/31/2022	\$3,000.00	\$0.00	\$2,391.00	\$609.00
Cover Crop Demonstration Grant (Soil Health Testing)	12/31/2022	\$12,000.00	\$0.00	\$4,435.19	\$7,564.81
Crooked Creek (FY22)	12/31/2022	\$15,000.00	\$2,098.12	\$6,086.38	\$8,913.62
FY20 Local Capacity Service Grant (CWMA)	12/31/2022	\$13,800.00	\$0.00	\$5,800.00	\$8,000.00
Local Capacity FY21 Amendment (County Appropriation)	12/31/2023	\$14,400.00	\$0.00	\$0.00	\$14,400.00
FY21 Local Capacity Service Grant (Cover Crop)	12/31/2023	\$15,000.00	\$0.00	\$12,300.00	\$2,700.00
FY21 Local Capacity Service Grant (Cost Share)	12/31/2023	\$15,000.00	\$0.00	\$0.00	\$15,000.00
FY21 Local Capacity Service Grant (Technical)	12/31/2023	\$70,434.00	\$12,884.89	\$12,884.89	\$23,891.66
FY21 Local Capacity Service Grant (RIM)	12/31/2023	\$6,000.00	\$225.86	\$5,726.53	\$273.47
Local Capacity CY21 Amendment (County Appropriation)	12/31/2025	\$4,800.00	\$0.00	\$0.00	\$4,800.00
FY22 Local Capacity Service Grant (Cover Crop)	12/31/2025	\$8,700.00	\$0.00	\$0.00	\$8,700.00

May 2022  
Financial Statement

FY22 Local Capacity Service Grant (Technical)	12/31/2025	\$90,467.00	\$0.00	\$0.00	\$90,467.00
FY22 Local Capacity Service Grant (Admin)	12/31/2025	\$20,000.00	\$690.11	\$5,343.48	\$14,656.52
FY22 Local Capacity Service Grant (RIM)	12/31/2025	\$6,000.00	\$0.00	\$0.00	\$6,000.00
MAWQCP	12/31/2022	\$2,500.00	\$190.03	\$1,659.57	\$840.43
MDH Safe Drinking Water in SE MN (Cost Share)	12/31/2022	\$8,600.00	\$0.00	\$0.00	\$8,600.00
MDH Safe Drinking Water in SE MN (Tech In-Kind)	12/31/2022	\$1,600.00	\$0.00	\$0.00	\$1,600.00
Nitrate Monitoring	6/30/2022	\$2,200.00	\$0.00	\$488.73	\$1,711.27
Root River 1W1P FY20 CIP Cost Share (Crooked Crk)	10/31/2022	\$380,000.00	\$0.00	\$342,000.00	\$38,000.00
Root River 1W1P FY20 CIP Technical (Crooked Crk)	10/31/2022	\$55,000.00	\$0.00	\$54,990.22	\$9.78
Root River 1W1P FY20 Technical	10/31/2022	\$50,000.00	\$3,418.18	\$48,758.74	\$1,241.26
Root River 1W1P FY20 Projects	10/31/2022	\$125,000.00	\$0.00	\$57,542.04	\$76,212.32
State Cost Share (FY20) Projects	12/31/2022	\$16,720.80	\$0.00	\$6,800.68	\$9,920.12
State Cost Share (FY21) - Technical & Admin.	12/31/2022	\$4,180.20	\$225.86	\$1,411.05	\$2,769.15
State Cost Share (FY21) Projects	12/31/2022	\$16,720.80	\$0.00	\$0.00	\$16,720.80
State Cost Share (FY22) - Technical & Admin.	12/31/2024	\$4,180.20	\$0.00	\$0.00	\$4,180.20
State Cost Share (FY22) Projects	12/31/2024	\$16,720.80	\$0.00	\$0.00	\$16,720.80
Water Plan (FY22)	12/31/2025	\$15,000.00	\$757.44	\$7,666.06	\$7,333.94
WCA (FY22)	12/31/2025	\$20,000.00	\$1,200.99	\$7,203.11	\$12,796.89
WinLac 1W1P - Admin	6/30/2023	\$5,000.00	\$62.74	\$715.42	\$4,284.58
WinLaC Cloride	6/30/2023	\$4,833.23	\$0.00	\$4,833.23	\$0.00

REVENUE

DESCRIPTION	AMOUNT
Sale of Materials	\$ 57.07
Trees	\$ 522.68
Interest Income	\$ 117.91
Sales Tax	\$ 30.20
WinLaC Chloride - 1st Qtr Payment	\$ 2,274.01
MAWQCP - 1st Qtr. Payment	\$ 1,469.55
MDH Safe Drinking Water - 1st Qtr. 2022 Payment	\$ 888.30
1W1P - 4th Qtr 2021 & 1st Qtr. 2022	\$ 34,128.07
<b>Total</b>	
	Cash Revenue \$ 39,487.79
	Journal Entry Revenue \$ -

DISBURSEMENTS

DESCRIPTION	AMOUNT
Salaries	\$ 22,091.22
Health Insurance	\$ 2,761.72
Life Insurance	\$ 6.00
Pera	\$ 1,656.84
FICA	\$ 1,347.08
Medicare	\$ 315.04
Telephone	\$ 50.00
Postage	\$ 8.48
Advertising/Publishing	\$ 52.30
Office Rent	\$ 1,213.19
Misc Charges	\$ 2.89
Office Supplies	\$ 21.36
Field Supplies	\$ 68.85
Vehical Maintenance	\$ 425.20
Buffer Law - Field Equipment	\$ 51.92
Water Plan - Infant Well Testing Reimbursement	\$ 51.95
<b>Total</b>	
	Cash Disbursements \$ 30,115.56
	Journal Entry Disbursements \$ 8.48

Walt W. Felder - Chair  
Signature

6-9-2022  
Date

**June 2022**  
**Root River SWCD Treasurer's Report**

ASSETS	<u>BEGINNING</u> <u>BALANCE</u>	<u>ACTUAL THIS</u> <u>MONTH</u>	<u>ACTUAL YEAR-</u> <u>TO-DATE</u>	<u>CURRENT</u> <u>BALANCE</u>
CASH	\$ 941,499.36	\$ 33,736.26	\$ 192,452.96	\$ 1,133,952.32
PETTY CASH	\$ 60.00	\$ -	\$ -	\$ 60.00
INVESTMENTS - <i>S&amp;W DESIGNATED RESERVE</i>	\$ 43,399.74	\$ -	\$ -	\$ 43,399.74
INVESTMENTS - <i>SOIL CONSER. &amp; COST SHARE</i>	\$ 62,290.15	\$ -	\$ -	\$ 62,290.15
INVESTMENTS - <i>CAPITAL EQUIPMENT</i>	\$ 16,759.89	\$ -	\$ -	\$ 16,759.89
INVESTMENTS - <i>HAYABLE BUFFER</i>	\$ 9,000.00	\$ -	\$ -	\$ 9,000.00
INVESTMENTS - <i>WINNEBAGO WATERSHED</i>	\$ 11,774.69	\$ -	\$ 1,000.00	\$ 12,774.69
INVESTMENTS - <i>BEAR CREEK WATERSHED</i>	\$ 13,779.40	\$ -	\$ 1,000.00	\$ 14,779.40
<b>TOTAL ASSETS</b>	<b>\$ 1,098,563.23</b>	<b>\$ 33,736.26</b>	<b>\$ 194,452.96</b>	<b>\$ 1,293,016.19</b>
<i>CASH REVENUE</i>	\$ 214.48			
<i>JOURNAL ENTERIES</i>	\$ 70,821.64			
<i>CASH DISBURSEMENTS</i>	\$ 37,299.86			

<u>GRANTS</u>	<u>Expiration of</u> <u>Grant</u>	<u>Grant Beginning</u> <u>Balance</u>	<u>Actual Grant</u> <u>Disbursements</u>	<u>Actual Grant</u> <u>Start-to-Date</u>	<u>Grant</u> <u>Remaining</u>
AIS (FY20)	None	\$22,755.00	\$3,024.89	\$19,351.23	\$3,403.77
AIS (FY21)	None	\$22,713.00	\$0.00	\$0.00	\$22,713.00
ARPA (Cost Share)	12/31/2026	\$250,000.00	\$0.00	\$0.00	\$250,000.00
Buffer Law (FY20)	12/31/2022	\$20,000.00	\$1,893.12	\$15,324.09	\$4,675.91
Buffer Law (FY21)	12/31/2023	\$17,200.00	\$0.00	\$0.00	\$17,200.00
Buffer Law (FY22)	12/31/2025	\$17,000.00	\$0.00	\$0.00	\$17,000.00
Cover Crop Demonstration Grant (Field Days/Events)	12/31/2022	\$3,000.00	\$0.00	\$2,391.00	\$609.00
Cover Crop Demonstration Grant (Soil Health Testing)	12/31/2022	\$12,000.00	\$249.18	\$4,684.37	\$7,315.63
Crooked Creek (FY22)	12/31/2022	\$15,000.00	\$2,618.21	\$8,704.59	\$6,295.41
HELP Grant (Technical)	12/31/2024	\$12,000.00	\$966.24	\$966.24	\$11,033.76
HELP Grant (Admin)	12/31/2024	\$3,000.00	\$0.00	\$0.00	\$3,000.00
HELP Grant (Match)	12/31/2024	\$10,000.00	\$289.04	\$289.04	\$9,710.96
HELP Grant (Cost Share)	12/31/2024	\$25,000.00	\$0.00	\$0.00	\$25,000.00
FY20 Local Capacity Service Grant (CWMA)	12/31/2022	\$13,800.00	\$2,000.00	\$7,800.00	\$6,000.00
Local Capacity FY21 Amendment (County Appropriation)	12/31/2023	\$14,400.00	\$0.00	\$0.00	\$14,400.00
FY21 Local Capacity Service Grant (Cover Crop)	12/31/2023	\$15,000.00	\$0.00	\$12,300.00	\$2,700.00
FY21 Local Capacity Service Grant (Cost Share)	12/31/2023	\$15,000.00	\$0.00	\$0.00	\$15,000.00

June 2022

Root River SWCD Treasurer's Report

FY21 Local Capacity Service Grant (Technical)	12/31/2023	\$70,434.00	\$12,005.95	\$12,005.95	\$11,885.71
FY21 Local Capacity Service Grant (RIM)	12/31/2023	\$6,000.00	\$226.80	\$5,953.33	\$46.67
Local Capacity CY21 Amendment (County Appropriation)	12/31/2025	\$4,800.00	\$0.00	\$0.00	\$4,800.00
FY22 Local Capacity Service Grant (Cover Crop)	12/31/2025	\$8,700.00	\$0.00	\$0.00	\$8,700.00
FY22 Local Capacity Service Grant (Technical)	12/31/2025	\$90,467.00	\$0.00	\$0.00	\$90,467.00
FY22 Local Capacity Service Grant (Admin)	12/31/2025	\$20,000.00	\$550.34	\$5,893.82	\$14,106.18
FY22 Local Capacity Service Grant (RIM)	12/31/2025	\$6,000.00	\$0.00	\$0.00	\$6,000.00
MACDE Education Grant	8/1/2023	\$1,630.00	\$0.00	\$0.00	\$1,630.00
MAWQCP	12/31/2022	\$2,500.00	\$126.02	\$1,785.59	\$714.41
MDH Safe Drinking Water in SE MN (Cost Share)	12/31/2022	\$8,600.00	\$0.00	\$0.00	\$8,600.00
MDH Safe Drinking Water in SE MN (Tech In-Kind)	12/31/2022	\$1,600.00	\$0.00	\$0.00	\$1,600.00
Nitrate Monitoring	6/30/2022	\$2,200.00	\$0.00	\$488.73	\$1,711.27
Root River 1W1P FY20 CIP Cost Share (Crooked Crk)	10/31/2022	\$380,000.00	\$0.00	\$342,000.00	\$38,000.00
Root River 1W1P FY20 CIP Technical (Crooked Crk)	10/31/2022	\$55,000.00	\$0.00	\$54,990.22	\$9.78
Root River 1W1P FY20 Technical	10/31/2022	\$50,000.00	\$1,241.26	\$50,000.00	\$0.00
Root River 1W1P FY20 Projects	10/31/2022	\$125,000.00	\$0.00	\$57,542.04	\$76,212.32
Soil Health Field Day Scholarship	12/31/2022	\$750.00	\$0.00	\$0.00	\$750.00
State Cost Share (FY20) Projects	12/31/2022	\$16,720.80	\$0.00	\$6,800.68	\$9,920.12
State Cost Share (FY21) - Technical & Admin.	12/31/2022	\$4,180.20	-\$123.82	\$1,287.23	\$2,892.97
State Cost Share (FY21) Projects	12/31/2022	\$16,720.80	\$0.00	\$0.00	\$16,720.80
State Cost Share (FY22) - Technical & Admin.	12/31/2024	\$4,180.20	\$0.00	\$0.00	\$4,180.20
State Cost Share (FY22) Projects	12/31/2024	\$16,720.80	\$0.00	\$0.00	\$16,720.80
Water Plan (FY22)	12/31/2025	\$15,000.00	\$1,916.28	\$9,582.34	\$5,417.66
WCA (FY22)	12/31/2025	\$20,000.00	\$663.46	\$7,866.57	\$12,133.43
WinLac 1W1P - Admin	6/30/2023	\$5,000.00	\$50.19	\$765.61	\$4,234.39
WinLaC Chloride	6/30/2023	\$4,833.23	\$0.00	\$4,833.23	\$0.00

REVENUE

DESCRIPTION	AMOUNT
Sale of Materials	\$ 140.34
County Appropriation - 2022 First Half	\$ 62,500.00
County Appropriation - Bear Creek Watershed - 2022 First Half	\$ 1,000.00
Interest Income	\$ 35.53
Sales Tax	\$ 9.66
Refunds/Reimbursements	\$ 28.95
County Appropriation - Winnebago Watershed - 2022 First Half	\$ 1,000.00
WCA - 2nd Qtr. Payment	\$ 899.92
Water Plan - 2nd Qtr. Payment	\$ 4,376.13
Water Plan - 2nd Qtr. Payment - County Levy	\$ 1,051.95
<b>Total</b>	
	Cash Revenue \$ 214.48
	Journal Entry Revenue \$ 70,828.00

DISBURSEMENTS

DESCRIPTION	AMOUNT
Salaries	\$ 22,091.21
Per Diem	\$ 1,750.00
Health Insurance	\$ 2,761.72
Life Insurance	\$ 96.00
Pera	\$ 1,656.84
FICA	\$ 1,455.58
Medicare	\$ 340.43
Telephone	\$ 50.00
Postage	\$ 93.31
Office Machines & Equipment - Maintenance	\$ 1,259.67
Other Repair & Maintenance	\$ 202.10
Mileage	\$ 243.36
Meals	\$ 13.30
Office Rent	\$ 1,213.19
Misc Charges	\$ 25.00
Office Supplies	\$ 74.03
Vehical Maintenance	\$ 727.86
Misc Expenses	\$ 78.78
Trees	\$ 520.00
Education, Awards & Tours	\$ 53.84
Local Capacity FY20 Projects	\$ 2,000.00
Water Plan - Push-Up Pond Projects	\$ 600.00
<b>Total</b>	
	Cash Disbursements \$ 37,299.86
	Journal Entry Disbursements \$ 6.36



Signature



Date

July '12

Root River SWCD Treasurer's Report

ASSETS	<u>BEGINNING</u> <u>BALANCE</u>	<u>ACTUAL THIS</u> <u>MONTH</u>	<u>ACTUAL YEAR-</u> <u>TO-DATE</u>	<u>CURRENT</u> <u>BALANCE</u>
CASH	\$ 941,499.36	\$ 21,120.39	\$ 213,573.35	\$ 1,155,072.71
PETTY CASH	\$ 60.00	\$ -	\$ -	\$ 60.00
INVESTMENTS - <i>S&amp;W DESIGNATED RESERVE</i>	\$ 43,399.74	\$ 1,000.00	\$ 1,000.00	\$ 44,399.74
INVESTMENTS - <i>SOIL CONSER. &amp; COST SHARE</i>	\$ 62,290.15	\$ -	\$ -	\$ 62,290.15
INVESTMENTS - <i>CAPITAL EQUIPMENT</i>	\$ 16,759.89	\$ 1,000.00	\$ 1,000.00	\$ 17,759.89
INVESTMENTS - <i>HAYABLE BUFFER</i>	\$ 9,000.00	\$ (9,000.00)	\$ (9,000.00)	\$ -
INVESTMENTS - <i>WINNEBAGO WATERSHED</i>	\$ 11,774.69	\$ -	\$ 1,000.00	\$ 12,774.69
INVESTMENTS - <i>BEAR CREEK WATERSHED</i>	\$ 13,779.40	\$ -	\$ 1,000.00	\$ 14,779.40
<b>TOTAL ASSETS</b>	<b>\$ 1,098,563.23</b>	<b>\$ 14,120.39</b>	<b>\$ 208,573.35</b>	<b>\$ 1,307,136.58</b>
<i>CASH REVENUE</i>	\$ 62,719.53			
<i>JOURNAL ENTERIES</i>	\$ 11,324.38			
<i>CASH DISBURSEMENTS</i>	\$ 52,923.52			

<u>GRANTS</u>	<u>Expiration of</u> <u>Grant</u>	<u>Grant Beginning</u> <u>Balance</u>	<u>Actual Grant</u> <u>Disbursements</u>	<u>Actual Grant</u> <u>Start-to-Date</u>	<u>Grant</u> <u>Remaining</u>
AIS (FY20)	None	\$22,755.00	\$1,579.59	\$20,930.82	\$1,824.18
AIS (FY21)	None	\$22,713.00	\$0.00	\$0.00	\$22,713.00
AIS (FY22)	None	\$11,326.50	\$0.00	\$0.00	\$11,326.50
ARPA (Cost Share)	12/31/2026	\$250,000.00	\$0.00	\$0.00	\$250,000.00
Buffer Law (FY20)	12/31/2022	\$20,000.00	\$340.88	\$15,664.97	\$4,335.03
Buffer Law (FY21)	12/31/2023	\$17,200.00	\$0.00	\$0.00	\$17,200.00
Buffer Law (FY22)	12/31/2025	\$17,000.00	\$0.00	\$0.00	\$17,000.00
Conservation Delivery (FY23)	12/31/2024	\$22,505.00	\$0.00	\$0.00	\$22,505.00
Cover Crop Demonstration Grant (Field Days/Events)	12/31/2023	\$3,000.00	\$0.00	\$2,391.00	\$609.00
Cover Crop Demonstration Grant (Soil Health Testing)	12/31/2023	\$12,000.00	\$123.70	\$4,808.07	\$7,191.93
Crooked Creek (FY22)	12/31/2022	\$15,000.00	\$1,474.27	\$10,178.86	\$4,821.14
FY22 Easement Delivery	6/30/2025	\$3,350.00	\$3,034.08	\$3,034.08	\$315.92
HELP Grant (Technical)	12/31/2024	\$12,000.00	\$984.21	\$1,950.45	\$10,049.55
HELP Grant (Admin)	12/31/2024	\$3,000.00	\$58.68	\$58.68	\$2,941.32
HELP Grant (Match)	12/31/2024	\$10,000.00	\$293.35	\$582.39	\$9,417.61
HELP Grant (Cost Share)	12/31/2024	\$25,000.00	\$0.00	\$0.00	\$25,000.00
FY20 Local Capacity Service Grant (CWMA)	12/31/2022	\$13,800.00	\$2,000.00	\$9,800.00	\$4,000.00

July '22

Root River SWCD Treasurer's Report

Local Capacity FY21 Amendment (County Appropriation)	12/31/2023	\$14,400.00	\$0.00	\$0.00	\$14,400.00
FY21 Local Capacity Service Grant (Cover Crop)	12/31/2023	\$15,000.00	\$0.00	\$12,300.00	\$2,700.00
FY21 Local Capacity Service Grant (Cost Share)	12/31/2023	\$15,000.00	\$0.00	\$0.00	\$15,000.00
FY21 Local Capacity Service Grant (Technical)	12/31/2023	\$70,434.00	\$10,593.28	\$22,599.23	\$1,292.43
FY21 Local Capacity Service Grant (RIM)	12/31/2023	\$6,000.00	\$46.67	\$6,000.00	\$0.00
Local Capacity CY21 Amendment (County Appropriation)	12/31/2025	\$4,800.00	\$0.00	\$0.00	\$4,800.00
FY22 Local Capacity Service Grant (Cover Crop)	12/31/2025	\$8,700.00	\$0.00	\$0.00	\$8,700.00
FY22 Local Capacity Service Grant (Technical)	12/31/2025	\$90,467.00	\$0.00	\$0.00	\$90,467.00
FY22 Local Capacity Service Grant (Admin)	12/31/2025	\$20,000.00	\$276.04	\$6,169.86	\$13,830.14
FY22 Local Capacity Service Grant (RIM)	12/31/2025	\$6,000.00	\$2,093.35	\$2,093.35	\$3,906.65
MACDE Education Grant	8/1/2023	\$1,630.00	\$480.85	\$480.85	\$1,149.15
MAWQCP	12/31/2022	\$2,500.00	\$0.00	\$1,785.59	\$714.41
MDH Safe Drinking Water in SE MN (Cost Share)	12/31/2022	\$8,600.00	\$0.00	\$0.00	\$8,600.00
MDH Safe Drinking Water in SE MN (Tech In-Kind)	12/31/2022	\$1,600.00	\$0.00	\$0.00	\$1,600.00
Nitrate Monitoring	6/30/2024	\$1,800.00	\$12.55	\$12.55	\$1,787.45
Root River IWIP FY20 CIP Cost Share (Crooked Crk)	10/31/2022	\$380,000.00	\$0.00	\$342,000.00	\$38,000.00
Root River IWIP FY20 CIP Technical (Crooked Crk)	10/31/2022	\$55,000.00	\$0.00	\$54,990.22	\$9.78
Root River IWIP FY20 Projects	10/31/2022	\$125,000.00	\$5,511.46	\$71,807.86	\$61,946.50
Soil Health Field Day Scholarship	12/31/2022	\$750.00	\$0.00	\$0.00	\$750.00
State Cost Share (FY20) Projects	12/31/2022	\$16,720.80	\$0.00	\$6,800.68	\$9,920.12
State Cost Share (FY21) - Technical & Admin.	12/31/2022	\$4,180.20	\$62.73	\$1,349.96	\$2,830.24
State Cost Share (FY21) Projects	12/31/2022	\$16,720.80	\$300.00	\$300.00	\$16,420.80
State Cost Share (FY22) - Technical & Admin.	12/31/2024	\$4,180.20	\$0.00	\$0.00	\$4,180.20
State Cost Share (FY22) Projects	12/31/2024	\$16,720.80	\$0.00	\$0.00	\$16,720.80
State Cost Share (FY23) - Technical & Admin.	12/31/2024	\$4,180.20	\$0.00	\$0.00	\$4,180.20
State Cost Share (FY23) Projects	12/31/2024	\$16,720.80	\$0.00	\$0.00	\$16,720.80
Water Plan (FY22)	12/31/2025	\$15,000.00	\$1,072.40	\$10,654.74	\$4,345.26
WCA (FY22)	12/31/2025	\$20,000.00	\$619.08	\$8,485.65	\$11,514.35
WinLac IWIP - Admin	6/30/2023	\$5,000.00	\$138.02	\$903.63	\$4,096.37
WinLaC Chloride	6/30/2023	\$4,833.23	\$0.00	\$4,833.23	\$0.00

REVENUE

DESCRIPTION	AMOUNT
Sale of Maps	\$ 3.00
Sale of Materials	\$ 46.78
Interest Income	\$ 36.79
Sales Tax	\$ 3.43
JPB - 2nd Qtr. 2022 Payment	\$ 1,628.55
State Cost Share - FY23	\$ 20,901.00
Conservation Delivery - FY23	\$ 22,505.00
Easement Delivery	\$ 3,350.00
Crooked Creek - 2nd Qtr 2022 Payment	\$ 5,244.98
Aquatic Invasive Species - FY22	\$ 11,326.50
Transfer from Hayable Buffer Investment Acct.	\$ 9,000.00
<b>Total</b>	
	Cash Revenue \$ 62,719.53
	Journal Entry Revenue \$ 11,326.50

DISBURSEMENTS

DESCRIPTION	AMOUNT
Salaries	\$ 22,146.40
Health Insurance	\$ 2,761.72
Life Insurance	\$ 6.00
HSA/VEBA Contribution	\$ 1,750.00
Pera	\$ 1,660.98
FICA	\$ 1,351.12
Medicare	\$ 315.98
Telephone	\$ 50.00
Postage	\$ 2.12
Other Repair & Maintenance (Crimper)	\$ 157.50
Office Rent	\$ 1,213.19
Office Supplies	\$ 181.88
Maps	\$ 18.00
Vehical Maintenance	\$ 1,916.06
WinLaC Chloride Expenses	\$ 43.43
MACDE Education Grant Expenses	\$ 480.85
Hayable Buffer Cost Share	\$ 9,000.00
State Cost Share - Projects	\$ 300.00
Local Capacity FY20 Projects	\$ 2,000.00
Root River 1W1P Projects	\$ 5,511.46
Cover Crop Demo Grant - Soil Health	\$ 58.95
Transfer to Winnebago Watershed Investment Acct.	\$ 1,000.00
Transfer to Bear Creek Watershed Investment Acct.	\$ 1,000.00
<b>Total</b>	
	Cash Disbursements \$ 52,923.52
	Journal Entry Disbursements \$ 2.12



Signature



Date

Aug 022

Root River SWCD Treasurer's Report

ASSETS	<u>BEGINNING</u> <u>BALANCE</u>	<u>ACTUAL THIS</u> <u>MONTH</u>	<u>ACTUAL YEAR-</u> <u>TO-DATE</u>	<u>CURRENT</u> <u>BALANCE</u>
CASH	\$ 941,499.36	\$ (21,025.93)	\$ 192,547.42	\$ 1,134,046.78
PETTY CASH	\$ 60.00	\$ -	\$ -	\$ 60.00
INVESTMENTS - <i>S&amp;W DESIGNATED RESERVE</i>	\$ 43,399.74	\$ (1,000.00)	\$ -	\$ 43,399.74
INVESTMENTS - <i>SOIL CONSER. &amp; COST SHARE</i>	\$ 62,290.15	\$ -	\$ -	\$ 62,290.15
INVESTMENTS - <i>CAPITAL EQUIPMENT</i>	\$ 16,759.89	\$ (1,000.00)	\$ -	\$ 16,759.89
INVESTMENTS - <i>HAYABLE BUFFER</i>	\$ 9,000.00	\$ -	\$ (9,000.00)	\$ -
INVESTMENTS - <i>WINNEBAGO WATERSHED</i>	\$ 11,774.69	\$ 1,000.00	\$ 2,000.00	\$ 13,774.69
INVESTMENTS - <i>BEAR CREEK WATERSHED</i>	\$ 13,779.40	\$ 1,000.00	\$ 2,000.00	\$ 15,779.40
<b>TOTAL ASSETS</b>	<b>\$ 1,098,563.23</b>	<b>\$ (21,025.93)</b>	<b>\$ 187,547.42</b>	<b>\$ 1,286,110.65</b>
<i>CASH REVENUE</i>	\$ 25,077.22			
<i>JOURNAL ENTERIES</i>	\$ 221.30			
<i>CASH DISBURSEMENTS</i>	\$ 46,324.45			

<u>GRANTS</u>	<u>Expiration of</u> <u>Grant</u>	<u>Grant Beginning</u> <u>Balance</u>	<u>Disbursements</u>	<u>Actual Grant</u> <u>Start-to-Date</u>	<u>Grant</u> <u>Remaining</u>
AIS (FY20)	None	\$22,755.00	\$1,824.18	\$22,755.00	\$0.00
AIS (FY21)	None	\$22,713.00	\$1,074.72	\$1,074.72	\$21,638.28
AIS (FY22)	None	\$11,326.50	\$0.00	\$0.00	\$11,326.50
ARPA (Cost Share)	12/31/2026	\$250,000.00	\$2,005.65	\$2,005.65	\$247,994.35
Buffer Law (FY20)	12/31/2022	\$20,000.00	\$86.64	\$15,751.61	\$4,248.39
Buffer Law (FY21)	12/31/2023	\$17,200.00	\$0.00	\$0.00	\$17,200.00
Buffer Law (FY22)	12/31/2025	\$17,000.00	\$0.00	\$0.00	\$17,000.00
Conservation Delivery (FY23)	12/31/2024	\$22,505.00	\$4,027.75	\$4,027.75	\$18,477.25
Cover Crop Demonstration Grant (Field Days/Events)	12/31/2023	\$3,000.00	\$0.00	\$2,391.00	\$609.00
Cover Crop Demonstration Grant (Soil Health Testing)	12/31/2023	\$12,000.00	\$0.00	\$4,808.07	\$7,191.93
Crooked Creek (FY22)	12/31/2022	\$15,000.00	\$1,354.87	\$11,533.73	\$3,466.27
FY22 Easement Delivery	6/30/2025	\$3,350.00	\$0.00	\$3,034.08	\$315.92
HELP Grant (Technical)	12/31/2024	\$12,000.00	\$432.96	\$2,383.41	\$9,616.59
HELP Grant (Admin)	12/31/2024	\$3,000.00	\$29.34	\$88.02	\$2,911.98
HELP Grant (Match)	12/31/2024	\$10,000.00	\$141.14	\$723.53	\$9,276.47
HELP Grant (Cost Share)	12/31/2024	\$25,000.00	\$0.00	\$0.00	\$25,000.00
FY20 Local Capacity Service Grant (CWMA)	12/31/2022	\$13,800.00	\$2,000.00	\$11,800.00	\$2,000.00

Aug 2022

Root River SWCD Treasurer's Report

Local Capacity FY21 Amendment (County Appropriation)	12/31/2023	\$14,400.00	\$0.00	\$0.00	\$14,400.00
FY21 Local Capacity Service Grant (Cover Crop)	12/31/2023	\$15,000.00	\$0.00	\$12,300.00	\$2,700.00
FY21 Local Capacity Service Grant (Cost Share)	12/31/2023	\$15,000.00	\$0.00	\$0.00	\$15,000.00
FY21 Local Capacity Service Grant (Technical)	12/31/2023	\$70,434.00	\$1,292.43	\$23,891.66	\$0.00
Local Capacity CY21 Amendment (County Appropriation)	12/31/2025	\$4,800.00	\$0.00	\$0.00	\$4,800.00
FY22 Local Capacity Service Grant (Cover Crop)	12/31/2025	\$8,700.00	\$0.00	\$0.00	\$8,700.00
FY22 Local Capacity Service Grant (Technical)	12/31/2025	\$90,467.00	\$6,369.62	\$6,369.62	\$84,097.38
FY22 Local Capacity Service Grant (Admin)	12/31/2025	\$20,000.00	\$1,018.20	\$7,188.06	\$12,811.94
FY22 Local Capacity Service Grant (RIM)	12/31/2025	\$6,000.00	\$1,201.89	\$3,295.24	\$2,704.76
MACDE Education Grant	8/1/2023	\$1,630.00	\$0.00	\$480.85	\$1,149.15
MAWQCP	12/31/2022	\$2,500.00	\$0.00	\$1,785.59	\$714.41
MDH Safe Drinking Water in SE MN (Cost Share)	12/31/2022	\$8,600.00	\$0.00	\$0.00	\$8,600.00
MDH Safe Drinking Water in SE MN (Tech In-Kind)	12/31/2022	\$1,600.00	\$0.00	\$0.00	\$1,600.00
Nitrate Monitoring	6/30/2024	\$1,800.00	\$12.54	\$25.09	\$1,774.91
Root River IWIP FY20 CIP Cost Share (Crooked Crk)	10/31/2022	\$380,000.00	\$0.00	\$342,000.00	\$38,000.00
Root River IWIP FY20 CIP Technical (Crooked Crk)	10/31/2022	\$55,000.00	\$0.00	\$54,990.22	\$9.78
Root River IWIP FY20 Projects	10/31/2022	\$125,000.00	\$108.13	\$71,915.99	\$61,838.37
Soil Health Field Day Scholarship	12/31/2022	\$750.00	\$0.00	\$0.00	\$750.00
State Cost Share (FY20) Projects	12/31/2022	\$16,720.80	\$9,920.12	\$16,720.80	\$0.00
State Cost Share (FY21) - Technical & Admin.	12/31/2022	\$4,180.20	\$2,830.24	\$4,180.20	\$0.00
State Cost Share (FY21) Projects	12/31/2022	\$16,720.80	\$0.00	\$300.00	\$16,420.80
State Cost Share (FY22) - Technical & Admin.	12/31/2024	\$4,180.20	\$0.00	\$0.00	\$4,180.20
State Cost Share (FY22) Projects	12/31/2024	\$16,720.80	\$0.00	\$0.00	\$16,720.80
State Cost Share (FY23) - Technical & Admin.	12/31/2024	\$4,180.20	\$0.00	\$0.00	\$4,180.20
State Cost Share (FY23) Projects	12/31/2024	\$16,720.80	\$0.00	\$0.00	\$16,720.80
Water Plan (FY22)	12/31/2025	\$15,000.00	\$1,310.76	\$11,965.50	\$3,034.50
WCA (FY22)	12/31/2025	\$20,000.00	\$442.47	\$8,928.12	\$11,071.88
WinLac IWIP - Admin	6/30/2023	\$5,000.00	\$50.19	\$953.82	\$4,046.18
WinLaC Chloride	6/30/2023	\$4,833.23	\$0.00	\$4,833.23	\$0.00

REVENUE

DESCRIPTION	AMOUNT	
Sale of Materials	\$ 46.78	
Interest Income	\$ 51.03	
Sales Tax	\$ 3.22	
Refunds/Reimbursements (MCIT)	\$ 747.00	
Nitrate Monitoring Network - 2nd Qtr. 2022 Payment	\$ 87.83	
WinLaC Chloride Grant - 2nd Qtr. 2022 Payment	\$ 2,171.69	
HELP Grant - 2nd Qtr. 2022 Payment	\$ 966.00	
MAWQCP - 2nd Qtr. Payment	\$ 316.05	
1W1P - Root River - 2nd Qtr. 2022 Payment	\$ 20,687.62	
WinLaC 1W1P - 2nd Qtr. 2022 Payment	\$ 225.86	
<b>Total</b>		
	Cash Revenue	\$ 25,077.22
	Journal Entry Revenue	\$ 225.86
	Transfer of Funds Revenue	\$ -
		\$ 25,303.08

DISBURSEMENTS

DESCRIPTION	AMOUNT	
Salaries	\$ 22,201.62	
Health Insurance	\$ 2,761.72	
Life Insurance	\$ 6.00	
Pera	\$ 1,665.12	
FICA	\$ 1,353.92	
Medicare	\$ 316.64	
Telephone	\$ 50.00	
Postage	\$ 64.56	
Office Rent	\$ 1,213.19	
Vehical Maintenance	\$ 562.34	
Projects - Bear Creek Watershed	\$ 2,100.00	
ARPA - Cost Share Project	\$ 2,005.65	
State Cost Share - Projects	\$ 9,920.12	
Local Capacity FY20 Projects	\$ 2,000.00	
1W1P Root River Cost Share Project	\$ 108.13	
<b>Total</b>		
	Cash Disbursements	\$ 46,324.45
	Journal Entry Disbursements	\$ 4.56
	Transfer of Funds Disbursements	\$ -
		\$ 46,329.01
		\$ 46,329.01

Kenneth Anderson  
Signature

9-8-2022  
Date

REVENUE

DESCRIPTION	AMOUNT
Sale of Materials	\$ 46.78
Interest Income	\$ 79.59
Sales Tax	\$ 3.22
Refunds/Reimbursements	\$ 644.69
WinLaC Chloride - 3rd Qtr 2022 Payment	\$ 253.94
MACDE Education Grant - Partial Payment	\$ 1,222.50
Crooked Creek - 3rd Qtr 2022 Payment	\$ 4,802.40
1W1P - 3rd Qtr. Tech Payment	\$ 2,964.13
Transfer from Bear Creek Investment Acct.	\$ 5,692.02
<b>Total</b>	
	Cash Revenue \$ 10,017.25
	Journal Entry Revenue \$ -
	Transfer of Funds Revenue \$ 5,692.02

DISBURSEMENTS

DESCRIPTION	AMOUNT
Salaries	\$ 22,201.61
Health Insurance	\$ 2,761.72
Life Insurance	\$ 6.00
HSA/VEBA Contribution	\$ 1,750.00
Pera	\$ 1,665.12
FICA	\$ 1,353.92
Medicare	\$ 316.64
Telephone	\$ 50.00
Postage	\$ 64.56
Office Machines & Equipment	\$ 10.68
Other Repair & Maintenance (Crimper)	\$ 287.00
Office Rent	\$ 1,287.00
Misc Charges	\$ 20.00
Office Supplies	\$ 128.73
Vehical Maintenance	\$ 545.48
Misc Expenses	\$ 644.69
Trees	\$ 2,562.50
Education, Awards & Tours	\$ 111.00
Projects - Bear Creek Watershed	\$ 1,906.10
Soil Health Field Day Scholarship - Advertising	\$ 74.87
Soil Health Field Day Scholarship - Mileage	\$ 10.63
Soil Health Field Day Scholarship - Supply	\$ 77.44
RIM - Recording Fee	\$ 46.00
MDA Soil Health Grant - Mileage	\$ 6.25
Water Plan - Mileage	\$ 25.00
Water Plan - Push-Up Pond Projects	\$ 1,600.00
Water Plan - Pond Clean Out Projects	\$ 400.00
<b>Total</b>	
	Cash Disbursements \$ 39,908.38
	Journal Entry Disbursements \$ 4.56
	Transfer of Funds Disbursements \$ -

*Kenneth Anderson*

Signature

11-10-2022

Date

September 2022  
Root River SWCD Treasurer's Report

ASSETS	<u>BEGINNING</u> <u>BALANCE</u>	<u>ACTUAL THIS</u> <u>MONTH</u>	<u>ACTUAL</u> <u>YEAR-TO-</u> <u>DATE</u>	<u>CURRENT</u> <u>BALANCE</u>
CASH	\$ 910,070.33	\$ (44,609.15)	\$ 147,938.27	\$ 1,089,437.63
PETTY CASH	\$ 60.00	\$ -	\$ -	\$ 60.00
INVESTMENTS - <i>S&amp;W DESIGNATED RESERVE</i>	\$ 43,399.74	\$ -	\$ -	\$ 43,399.74
INVESTMENTS - <i>SOIL CONSER. &amp; COST SHARE</i>	\$ 62,290.15	\$ -	\$ -	\$ 62,290.15
INVESTMENTS - <i>CAPITAL EQUIPMENT</i>	\$ 34,440.00	\$ -	\$ -	\$ 16,759.89
INVESTMENTS - <i>HAYABLE BUFFER</i>	\$ 9,000.00		\$ (9,000.00)	\$ -
INVESTMENTS - <i>WINNEBAGO WATERSHED</i>	\$ 15,200.00		\$ 2,000.00	\$ 13,774.69
INVESTMENTS - <i>BEAR CREEK WATERSHED</i>	\$ 17,000.00		\$ 2,000.00	\$ 15,779.40
<b>TOTAL ASSETS</b>	<b>\$ 1,091,460.22</b>	<b>\$ (44,609.15)</b>	<b>\$ 142,938.27</b>	<b>\$ 1,241,501.50</b>
<i>CASH REVENUE</i>	\$ 778.42			
<i>TRANSFER OF FUNDS REVENUE</i>	\$ -			
<i>JOURNAL ENTERIES</i>	\$ 7,741.57			
<i>CASH DISBURSEMENTS</i>	\$ 53,129.14			
<i>TRANSFER OF FUNDS DISBURSEMENTS</i>	\$ -			

<u>GRANTS</u>	<u>Expiration</u> <u>of Grant</u>	<u>Grant</u> <u>Beginning</u> <u>Balance</u>	<u>Disbursements</u>	<u>Actual Grant</u> <u>Start-to-Date</u>	<u>Grant</u> <u>Remaining</u> <u>Balance</u>
AIS (FY21)	None	\$22,713.00	\$1,586.07	\$2,660.79	\$20,052.21
AIS (FY22)	None	\$11,326.50	\$0.00	\$0.00	\$11,326.50
ARPA (Cost Share)	12/31/2026	\$250,000.00		\$2,005.65	\$247,994.35
Buffer Law (FY20)	12/31/2022	\$20,000.00	\$37.65	\$15,789.26	\$4,210.74
Buffer Law (FY21)	12/31/2023	\$17,200.00	\$0.00	\$0.00	\$17,200.00
Buffer Law (FY22)	12/31/2025	\$17,000.00	\$0.00	\$0.00	\$17,000.00
Conservation Delivery (FY23)	12/31/2024	\$22,505.00	\$7,679.07	\$11,706.82	\$10,798.18
Cover Crop Demonstration Grant (Field Days/Events)	12/31/2023	\$3,000.00	\$0.00	\$2,391.00	\$609.00
Cover Crop Demonstration Grant (Soil Health Testing)	12/31/2023	\$12,000.00	\$123.70	\$4,931.77	\$7,068.23
Crooked Creek (FY22)	12/31/2022	\$15,000.00	\$2,109.49	\$13,643.22	\$1,356.78
FY22 Easement Delivery	6/30/2025	\$3,350.00	\$315.92	\$3,350.00	\$0.00
HELP Grant (Technical)	12/31/2024	\$12,000.00	\$501.16	\$2,884.57	\$9,115.43
HELP Grant (Admin)	12/31/2024	\$3,000.00	\$58.68	\$146.70	\$2,853.30
HELP Grant (Match)	12/31/2024	\$10,000.00	\$244.12	\$967.65	\$9,032.35

September 2022  
Root River SWCD Treasurer's Report

HELP Grant (Cost Share)	12/31/2024	\$25,000.00	\$0.00	\$0.00	\$25,000.00
FY20 Local Capacity Service Grant (CWMA)	12/31/2022	\$13,800.00	\$0.00	\$11,800.00	\$2,000.00
Local Capacity FY21 Amendment (County Appropriation)	12/31/2023	\$14,400.00	\$0.00	\$0.00	\$14,400.00
FY21 Local Capacity Service Grant (Cover Crop)	12/31/2023	\$15,000.00	\$0.00	\$12,300.00	\$2,700.00
FY21 Local Capacity Service Grant (Cost Share)	12/31/2023	\$15,000.00	\$0.00	\$0.00	\$15,000.00
Local Capacity CY21 Amendment (County Appropriation)	12/31/2025	\$4,800.00	\$0.00	\$0.00	\$4,800.00
FY22 Local Capacity Service Grant (Cover Crop)	12/31/2025	\$8,700.00	\$0.00	\$0.00	\$8,700.00
FY22 Local Capacity Service Grant (Technical)	12/31/2025	\$90,467.00	\$27,232.65	\$33,602.27	\$56,864.73
FY22 Local Capacity Service Grant (Admin)	12/31/2025	\$20,000.00	\$860.02	\$8,048.08	\$11,951.92
FY22 Local Capacity Service Grant (RIM)	12/31/2025	\$6,000.00	\$354.40	\$3,649.64	\$2,350.36
MACDE Education Grant	8/1/2023	\$1,630.00	\$0.00	\$480.85	\$1,149.15
MAWQCP	12/31/2022	\$2,500.00	\$0.00	\$1,785.59	\$714.41
MDH Safe Drinking Water in SE MN (Cost Share)	12/31/2022	\$8,600.00	\$0.00	\$0.00	\$8,600.00
MDH Safe Drinking Water in SE MN (Tech In-Kind)	12/31/2022	\$1,600.00	\$0.00	\$0.00	\$1,600.00
Nitrate Monitoring	6/30/2024	\$1,800.00	\$12.55	\$37.64	\$1,762.36
Root River 1W1P FY20 CIP Cost Share (Crooked Crk)	12/31/2023	\$380,000.00	\$0.00	\$342,000.00	\$38,000.00
Root River 1W1P FY20 CIP Technical (Crooked Crk)	12/31/2023	\$55,000.00	\$0.00	\$54,990.22	\$9.78
Root River 1W1P FY20 Projects	12/31/2023	\$125,000.00	\$6,588.00	\$78,503.99	\$55,250.37
Root River 1W1P FY22/23 Technical Assistance	10/31/2024	\$45,000.00	\$3,318.62	\$3,318.62	\$41,681.38
Root River 1W1P FY22/23 Project Development	10/31/2024	\$50,000.00	\$211.80	\$211.80	\$49,788.20
Root River 1W1P FY22/23 Projects	10/31/2021	\$134,000.00	\$0.00	\$0.00	\$134,000.00
Soil Health Field Day Scholarship	12/31/2022	\$750.00	\$750.00	\$750.00	\$0.00
State Cost Share (FY21) Projects	12/31/2022	\$16,720.80	\$0.00	\$300.00	\$16,420.80
State Cost Share (FY22) - Technical & Admin.	12/31/2024	\$4,180.20	\$1,827.39	\$1,827.39	\$2,352.81
State Cost Share (FY22) Projects	12/31/2024	\$16,720.80	\$0.00	\$0.00	\$16,720.80
State Cost Share (FY23) - Technical & Admin.	12/31/2024	\$4,180.20	\$0.00	\$0.00	\$4,180.20
State Cost Share (FY23) Projects	12/31/2024	\$16,720.80	\$0.00	\$0.00	\$16,720.80
Water Plan (FY22)	12/31/2025	\$15,000.00	\$3,034.50	\$15,000.00	\$0.00
Water Plan (FY23)	12/31/2025	\$15,000.00	\$363.65	\$363.65	\$14,636.35
WCA (FY22)	12/31/2025	\$20,000.00	\$1,147.85	\$10,075.97	\$9,924.03
WinLac 1W1P - Admin	6/30/2023	\$5,000.00	\$112.93	\$1,066.75	\$3,933.25
WinLaC Chloride	6/30/2023	\$4,833.23	\$0.00	\$4,833.23	\$0.00

REVENUE

DESCRIPTION	AMOUNT
Sale of Materials	\$ 46.78
Interest Income	\$ 77.95
Sales Tax	\$ 3.22
WCA - 3rd Qtr. Payment	\$ 1,496.01
MDA Soil Health Grant - 2nd Qtr.	\$ 650.47
Water Plan - 3rd Qtr. Payment	\$ 4,276.44
Water Plan - 3rd Qtr. Payment - County Levy	\$ 1,983.13
<b>Total</b>	
	Cash Revenue \$ 778.42
	Journal Entry Revenue \$ 7,755.58
	Transfer of Funds Revenue \$ -

DISBURSEMENTS

DESCRIPTION	AMOUNT
Salaries	\$ 33,302.42
Per Diem	\$ 2,375.00
Health Insurance	\$ 2,761.72
Life Insurance	\$ 96.00
Pera	\$ 2,497.68
FICA	\$ 2,189.41
Medicare	\$ 512.05
Telephone	\$ 50.00
Postage	\$ 14.01
Membership Dues	\$ 162.75
Registration/Training Fees	\$ 170.00
Mileage	\$ 378.00
Office Rent	\$ 1,287.00
IT Support - Adobe Softward Renewal	\$ 192.25
Field Supplies	\$ 9.35
Vehical Maintenance	\$ 327.19
Education, Awards & Tours	\$ 115.68
Aquatic Invasive Species - Education	\$ 2.14
1W1P Root River Cost Share Project	\$ 6,588.00
Water Plan - Education	\$ 112.50
<b>Total</b>	
	Cash Disbursements \$ 53,129.14
	Journal Entry Disbursements \$ 14.01
	Transfer of Funds Disbursements \$ -

*Kenneth Anderson*

Signature

10 - 13 - 2022

Date

October 2022  
Root River SWCD Treasurer's Report

ASSETS	<u>BEGINNING</u> <u>BALANCE</u>	<u>ACTUAL THIS</u> <u>MONTH</u>	<u>ACTUAL</u> <u>YEAR-TO-</u> <u>DATE</u>	<u>CURRENT</u> <u>BALANCE</u>
CASH	\$ 910,070.33	\$ (24,203.67)	\$ 123,734.60	\$ 1,065,233.96
PETTY CASH	\$ 60.00	\$ -	\$ -	\$ 60.00
INVESTMENTS - <i>S&amp;W DESIGNATED RESERVE</i>	\$ 43,399.74	\$ -	\$ -	\$ 43,399.74
INVESTMENTS - <i>SOIL CONSER. &amp; COST SHARE</i>	\$ 62,290.15	\$ -	\$ -	\$ 62,290.15
INVESTMENTS - <i>CAPITAL EQUIPMENT</i>	\$ 34,440.00	\$ -	\$ -	\$ 16,759.89
INVESTMENTS - <i>HAYABLE BUFFER</i>	\$ 9,000.00	\$ -	\$ (9,000.00)	\$ -
INVESTMENTS - <i>WINNEBAGO WATERSHED</i>	\$ 15,200.00	\$ -	\$ 2,000.00	\$ 13,774.69
INVESTMENTS - <i>BEAR CREEK WATERSHED</i>	\$ 17,000.00	\$ (5,692.02)	\$ (3,692.02)	\$ 10,087.38
<b>TOTAL ASSETS</b>	<b>\$ 1,091,460.22</b>	<b>\$ (29,895.69)</b>	<b>\$ 113,042.58</b>	<b>\$ 1,211,605.81</b>
<i>CASH REVENUE</i>	\$ 10,017.25			
<i>TRANSFER OF FUNDS REVENUE</i>	\$ 5,692.02			
<i>JOURNAL ENTERIES</i>	\$ (4.56)			
<i>CASH DISBURSEMENTS</i>	\$ 39,908.38			

<u>GRANTS</u>	<u>Expiration</u> <u>of Grant</u>	<u>Grant</u> <u>Beginning</u> <u>Balance</u>	<u>Disbursements</u>	<u>Actual Grant</u> <u>Start-to-Date</u>	<u>Grant</u> <u>Remaining</u> <u>Balance</u>
AIS (FY21)	None	\$22,713.00	\$1,074.57	\$3,735.36	\$18,977.64
AIS (FY22)	None	\$11,326.50	\$0.00	\$0.00	\$11,326.50
ARPA (Cost Share)	12/31/2026	\$250,000.00	\$0.00	\$2,005.65	\$247,994.35
Buffer Law (FY20)	12/31/2022	\$20,000.00	\$259.92	\$16,049.18	\$3,950.82
Buffer Law (FY21)	12/31/2023	\$17,200.00	\$0.00	\$0.00	\$17,200.00
Buffer Law (FY22)	12/31/2025	\$17,000.00	\$0.00	\$0.00	\$17,000.00
Conservation Delivery (FY23)	12/31/2024	\$22,505.00	\$4,993.90	\$16,700.72	\$5,804.28
Cover Crop Demonstration Grant (Field Days/Events)	12/31/2023	\$3,000.00	\$0.00	\$2,391.00	\$609.00
Cover Crop Demonstration Grant (Soil Health Testing)	12/31/2023	\$12,000.00	\$0.00	\$4,931.77	\$7,068.23
Crooked Creek (FY22)	12/31/2022	\$15,000.00	\$742.20	\$14,385.42	\$614.58
HELP Grant (Technical)	12/31/2024	\$12,000.00	\$72.16	\$2,956.73	\$9,043.27
HELP Grant (Admin)	12/31/2024	\$3,000.00	\$9.78	\$156.48	\$2,843.52
HELP Grant (Match)	12/31/2024	\$10,000.00	\$24.81	\$992.46	\$9,007.54
HELP Grant (Cost Share)	12/31/2024	\$25,000.00	\$0.00	\$0.00	\$25,000.00

October 2022

Root River SWCD Treasurer's Report

FY20 Local Capacity Service Grant (CWMA)	12/31/2022	\$13,800.00	\$0.00	\$11,800.00	\$2,000.00
Local Capacity FY21 Amendment (County Appropriation)	12/31/2023	\$14,400.00	\$0.00	\$0.00	\$14,400.00
FY21 Local Capacity Service Grant (Cover Crop)	12/31/2023	\$15,000.00	\$0.00	\$12,300.00	\$2,700.00
FY21 Local Capacity Service Grant (Cost Share)	12/31/2023	\$15,000.00	\$0.00	\$0.00	\$15,000.00
Local Capacity CY21 Amendment (County Appropriation)	12/31/2025	\$4,800.00	\$0.00	\$0.00	\$4,800.00
FY22 Local Capacity Service Grant (Cover Crop)	12/31/2025	\$8,700.00	\$0.00	\$0.00	\$8,700.00
FY22 Local Capacity Service Grant (Technical)	12/31/2025	\$90,467.00	\$9,523.03	\$43,125.30	\$47,341.70
FY22 Local Capacity Service Grant (Admin)	12/31/2025	\$20,000.00	\$373.39	\$8,421.47	\$11,578.53
FY22 Local Capacity Service Grant (RIM)	12/31/2025	\$6,000.00	\$731.05	\$4,380.69	\$1,619.31
MACDE Education Grant	8/1/2023	\$1,630.00	\$0.00	\$480.85	\$1,149.15
MAWQCP	12/31/2022	\$2,500.00	\$0.00	\$1,785.59	\$714.41
MDH Safe Drinking Water in SE MN (Cost Share)	12/31/2022	\$8,600.00	\$0.00	\$0.00	\$8,600.00
MDH Safe Drinking Water in SE MN (Tech In-Kind)	12/31/2022	\$1,600.00	\$0.00	\$0.00	\$1,600.00
Nitrate Monitoring	6/30/2024	\$1,800.00	\$0.00	\$37.64	\$1,762.36
Root River 1WIP FY20 CIP Cost Share (Crooked Crk)	12/31/2023	\$380,000.00	\$0.00	\$342,000.00	\$38,000.00
Root River 1WIP FY20 CIP Technical (Crooked Crk)	12/31/2023	\$55,000.00	\$0.00	\$54,990.22	\$9.78
Root River 1WIP FY20 Projects	12/31/2023	\$125,000.00	\$0.00	\$78,503.99	\$55,250.37
Root River 1WIP FY22/23 Technical Assistance	10/31/2024	\$45,000.00	\$9,218.92	\$12,537.54	\$32,462.46
Root River 1WIP FY22/23 Project Development	10/31/2024	\$50,000.00	\$117.87	\$329.67	\$49,670.33
Root River 1WIP FY22/23 Projects	10/31/2021	\$134,000.00	\$0.00	\$0.00	\$134,000.00
State Cost Share (FY21) Projects	12/31/2022	\$16,720.80	\$0.00	\$300.00	\$16,420.80
State Cost Share (FY22) - Technical & Admin.	12/31/2024	\$4,180.20	\$619.32	\$2,446.71	\$1,733.49
State Cost Share (FY22) Projects	12/31/2024	\$16,720.80	\$0.00	\$0.00	\$16,720.80
State Cost Share (FY23) - Technical & Admin.	12/31/2024	\$4,180.20	\$0.00	\$0.00	\$4,180.20
State Cost Share (FY23) Projects	12/31/2024	\$16,720.80	\$0.00	\$0.00	\$16,720.80
Water Plan (FY23)	12/31/2025	\$15,000.00	\$224.72	\$588.37	\$14,411.63
WCA (FY22)	12/31/2025	\$20,000.00	\$758.52	\$10,834.49	\$9,165.51
WinLac 1WIP - Admin	6/30/2023	\$5,000.00	\$12.55	\$1,079.30	\$3,920.70

REVENUE

DESCRIPTION	AMOUNT
Sale of Materials	\$ 46.78
Interest Income	\$ 79.59
Sales Tax	\$ 3.22
Refunds/Reimbursements	\$ 644.69
WinLaC Chloride - 3rd Qtr 2022 Payment	\$ 253.94
MACDE Education Grant - Partial Payment	\$ 1,222.50
Crooked Creek - 3rd Qtr 2022 Payment	\$ 4,802.40
1W1P - 3rd Qtr. Tech Payment	\$ 2,964.13
Transfer from Bear Creek Investment Acct.	\$ 5,692.02
<b>Total</b>	
	Cash Revenue \$ 10,017.25
	Journal Entry Revenue \$ -
	Transfer of Funds Revenue \$ 5,692.02

DISBURSEMENTS

DESCRIPTION	AMOUNT
Salaries	\$ 22,201.61
Health Insurance	\$ 2,761.72
Life Insurance	\$ 6.00
HSA/VEBA Contribution	\$ 1,750.00
Pera	\$ 1,665.12
FICA	\$ 1,353.92
Medicare	\$ 316.64
Telephone	\$ 50.00
Postage	\$ 64.56
Office Machines & Equipment	\$ 10.68
Other Repair & Maintenance (Crimper)	\$ 287.00
Office Rent	\$ 1,287.00
Misc Charges	\$ 20.00
Office Supplies	\$ 128.73
Vehical Maintenance	\$ 545.48
Misc Expenses	\$ 644.69
Trees	\$ 2,562.50
Education, Awards & Tours	\$ 111.00
Projects - Bear Creek Watershed	\$ 1,906.10
Soil Health Field Day Scholarship - Advertising	\$ 74.87
Soil Health Field Day Scholarship - Mileage	\$ 10.63
Soil Health Field Day Scholarship - Supply	\$ 77.44
RIM - Recording Fee	\$ 46.00
MDA Soil Health Grant - Mileage	\$ 6.25
Water Plan - Mileage	\$ 25.00
Water Plan - Push-Up Pond Projects	\$ 1,600.00
Water Plan - Pond Clean Out Projects	\$ 400.00
<b>Total</b>	
	Cash Disbursements \$ 39,908.38
	Journal Entry Disbursements \$ 4.56
	Transfer of Funds Disbursements \$ -

*Kenneth Anderson*

Signature

11-10-2022

Date

November 2022  
Root River SWCD Treasurer's Report

ASSETS	<u>BEGINNING</u> <u>BALANCE</u>	<u>ACTUAL THIS</u> <u>MONTH</u>	<u>ACTUAL</u> <u>YEAR-TO-</u> <u>DATE</u>	<u>CURRENT</u> <u>BALANCE</u>
CASH	\$ 910,070.33	\$ 68,222.26	\$ 191,956.86	\$ 1,133,456.22
PETTY CASH	\$ 60.00	\$ -	\$ -	\$ 60.00
INVESTMENTS - <i>S&amp;W DESIGNATED RESERVE</i>	\$ 43,399.74	\$ -	\$ -	\$ 43,399.74
INVESTMENTS - <i>SOIL CONSER. &amp; COST SHARE</i>	\$ 62,290.15	\$ -	\$ -	\$ 62,290.15
INVESTMENTS - <i>CAPITAL EQUIPMENT</i>	\$ 34,440.00	\$ -	\$ -	\$ 16,759.89
INVESTMENTS - <i>HAYABLE BUFFER</i>	\$ 9,000.00	\$ -	\$ (9,000.00)	\$ -
INVESTMENTS - <i>WINNEBAGO WATERSHED</i>	\$ 15,200.00	\$ -	\$ 2,000.00	\$ 13,774.69
INVESTMENTS - <i>BEAR CREEK WATERSHED</i>	\$ 17,000.00	\$ -	\$ (3,692.02)	\$ 10,087.38
<b>TOTAL ASSETS</b>	<b>\$ 1,091,460.22</b>	<b>\$ 68,222.26</b>	<b>\$ 181,264.84</b>	<b>\$ 1,279,828.07</b>
<i>CASH REVENUE</i>	\$ 162,593.12			
<i>JOURNAL ENTERIES</i>	\$ (2.28)			
<i>CASH DISBURSEMENTS</i>	\$ 94,368.58			

<u>GRANTS</u>	<u>Expiration</u> <u>of Grant</u>	<u>Grant</u> <u>Beginning</u> <u>Balance</u>	<u>Disbursements</u>	<u>Actual Grant</u> <u>Start-to-Date</u>	<u>Grant</u> <u>Remaining</u> <u>Balance</u>
AIS (FY21)	None	\$22,713.00	\$1,083.81	\$4,819.17	\$17,893.83
AIS (FY22)	None	\$11,326.50	\$0.00	\$0.00	\$11,326.50
ARPA (Cost Share)	12/31/2026	\$250,000.00	\$2,231.55	\$4,237.20	\$245,762.80
Buffer Law (FY20)	12/31/2022	\$20,000.00	\$3,950.82	\$20,000.00	\$0.00
Buffer Law (FY21)	12/31/2023	\$17,200.00	\$908.00	\$908.00	\$16,292.00
Buffer Law (FY23)	12/31/2024	\$17,000.00	\$0.00	\$0.00	\$17,000.00
Buffer Law (FY22)	12/31/2025	\$17,000.00	\$0.00	\$0.00	\$17,000.00
Conservation Delivery (FY23)	12/31/2024	\$22,505.00	\$3,187.07	\$19,887.79	\$2,617.21
Cover Crop Demonstration Grant (Field Days/Events)	12/31/2023	\$3,000.00	\$0.00	\$2,391.00	\$609.00
Cover Crop Demonstration Grant (Soil Health Testing)	12/31/2023	\$12,000.00	\$0.00	\$4,931.77	\$7,068.23
Crooked Creek (FY22)	12/31/2022	\$15,000.00	\$2,782.07	\$17,167.49	-\$2,167.49
HELP Grant (Technical)	12/31/2024	\$12,000.00	\$685.52	\$3,642.25	\$8,357.75
HELP Grant (Admin)	12/31/2024	\$3,000.00	\$0.00	\$156.48	\$2,843.52
HELP Grant (Match)	12/31/2024	\$10,000.00	\$210.43	\$1,202.89	\$8,797.11
HELP Grant (Cost Share)	12/31/2024	\$25,000.00	\$0.00	\$0.00	\$25,000.00
FY20 Local Capacity Service Grant (CWMA)	12/31/2022	\$13,800.00	\$0.00	\$11,800.00	\$2,000.00

**November 2022**  
**Root River SWCD Treasurer's Report**

Local Capacity FY21 Amendment (County Appropriation)	12/31/2023	\$14,400.00	\$0.00	\$0.00	\$14,400.00
FY21 Local Capacity Service Grant (Cover Crop)	12/31/2023	\$15,000.00	\$2,700.00	\$15,000.00	\$0.00
FY21 Local Capacity Service Grant (Cost Share)	12/31/2023	\$15,000.00	\$0.00	\$0.00	\$15,000.00
Local Capacity CY21 Amendment (County Appropriation)	12/31/2025	\$4,800.00	\$0.00	\$0.00	\$4,800.00
FY22 Local Capacity Service Grant (Cover Crop)	12/31/2025	\$8,700.00	\$8,700.00	\$8,700.00	\$0.00
FY22 Local Capacity Service Grant (Technical)	12/31/2025	\$90,467.00	\$8,665.54	\$51,790.84	\$38,676.16
FY22 Local Capacity Service Grant (Admin)	12/31/2025	\$20,000.00	\$1,096.27	\$9,517.74	\$10,482.26
FY22 Local Capacity Service Grant (RIM)	12/31/2025	\$6,000.00	\$37.64	\$4,418.33	\$1,581.67
FY23 Local Capacity Service Grant (Technical)	12/31/2025	\$99,504.00	\$0.00	\$0.00	\$99,504.00
FY23 Local Capacity Service Grant (Admin)	12/31/2025	\$20,000.00	\$0.00	\$0.00	\$20,000.00
FY23 Local Capacity Service Grant (RIM)	12/31/2025	\$6,000.00	\$0.00	\$0.00	\$6,000.00
MACDE Education Grant	8/1/2023	\$1,630.00	\$0.00	\$480.85	\$1,149.15
MAWQCP	12/31/2022	\$2,500.00	\$0.00	\$1,785.59	\$714.41
MDH Safe Drinking Water in SE MN (Cost Share)	12/31/2022	\$8,600.00	\$0.00	\$0.00	\$8,600.00
MDH Safe Drinking Water in SE MN (Tech In-Kind)	12/31/2022	\$1,600.00	\$0.00	\$0.00	\$1,600.00
Nitrate Monitoring	6/30/2024	\$1,800.00	\$0.00	\$37.64	\$1,762.36
Root River IWIP FY20 CIP Cost Share (Crooked Crk)	12/31/2023	\$380,000.00	\$0.00	\$342,000.00	\$38,000.00
Root River IWIP FY20 CIP Technical (Crooked Crk)	12/31/2023	\$55,000.00	\$0.00	\$54,990.22	\$9.78
Root River IWIP FY20 Projects	12/31/2023	\$125,000.00	\$11,157.75	\$89,661.74	\$44,092.62
Root River IWIP FY22/23 Technical Assistance	10/31/2024	\$45,000.00	\$2,658.37	\$15,195.91	\$29,804.09
Root River IWIP FY22/23 Project Development	10/31/2024	\$50,000.00	\$0.00	\$329.67	\$49,670.33
Root River IWIP FY22/23 Projects	10/31/2021	\$134,000.00	\$34,585.90	\$34,585.90	\$99,414.10
FY23 Soil Health Cost Share	12/31/2024	\$14,175.00	\$0.00	\$0.00	\$14,175.00
State Cost Share (FY21) Projects	12/31/2022	\$16,720.80	\$3,363.82	\$3,663.82	\$13,056.98
State Cost Share (FY22) - Technical & Admin.	12/31/2024	\$4,180.20	\$1,237.43	\$3,684.14	\$496.06
State Cost Share (FY22) Projects	12/31/2024	\$16,720.80	\$0.00	\$0.00	\$16,720.80
State Cost Share (FY23) - Technical & Admin.	12/31/2024	\$4,180.20	\$0.00	\$0.00	\$4,180.20
State Cost Share (FY23) Projects	12/31/2024	\$16,720.80	\$0.00	\$0.00	\$16,720.80
Water Plan (FY23)	12/31/2025	\$15,000.00	\$925.02	\$1,513.39	\$13,486.61
WCA (FY22)	12/31/2025	\$20,000.00	\$880.86	\$11,715.35	\$8,284.65
WinLac IWIP - Admin	6/30/2023	\$5,000.00	\$50.19	\$1,129.49	\$3,870.51

REVENUE

DESCRIPTION	AMOUNT
Sale of Materials	\$ 105.07
Trees	\$ 1,927.50
Interest Income	\$ 270.42
Sales Tax	\$ 64.92
Refunds/Reimbursements	\$ 1,685.00
Nitrate Monitoring Network - 3rd Qtr Payment	\$ 25.10
FY23 Soil Health Cost Share	\$ 14,175.00
HELP Grant - 3rd Qtr Payment	\$ 1,790.11
Easement Delivery - Reimbursement	\$ 46.00
Buffer Law - FY23	\$ 17,000.00
Local Capacity FY23	\$ 125,504.00
<b>Total</b>	
Cash Revenue	\$ 162,593.12
Journal Entry Revenue	\$ -

DISBURSEMENTS

DESCRIPTION	AMOUNT
Salaries	\$ 22,201.61
Health Insurance	\$ 2,761.72
Life Insurance	\$ 6.00
Pera	\$ 1,665.12
FICA	\$ 1,353.92
Medicare	\$ 316.64
Telephone	\$ 50.00
Postage	\$ 32.28
Office Rent	\$ 1,287.00
Office Supplies	\$ 187.00
Vehical Maintenance	\$ 1,047.24
Trees	\$ 280.00
Education, Awards & Tours	\$ 30.81
ARPA - Projects	\$ 2,231.55
State Cost Share - Projects	\$ 3,363.82
Local Capacity Projects & mileage	\$ 11,412.50
1W1P Root River Cost Share Project	\$ 45,743.65
Water Plan - Pond Clean Out Projects	\$ 400.00
<b>Total</b>	
Cash Disbursements	\$ 94,368.58
Journal Entry Disbursements	\$ 2.28

Kenneth Anderson  
Signature

12-8-2022  
Date

December 2022  
Root River SWCD Treasurer's Report

ASSETS	<u>BEGINNING</u> <u>BALANCE</u>	<u>ACTUAL THIS</u> <u>MONTH</u>	<u>ACTUAL</u> <u>YEAR-TO-</u> <u>DATE</u>	<u>CURRENT</u> <u>BALANCE</u>
CASH	\$ 910,070.33	\$ 34,646.65	\$ 226,603.51	\$ 1,168,102.87
PETTY CASH	\$ 60.00	\$ -	\$ -	\$ 60.00
INVESTMENTS - S&W DESIGNATED RESERVE	\$ 43,399.74	\$ -	\$ -	\$ 43,399.74
INVESTMENTS - SOIL CONSER. & COST SHARE	\$ 62,290.15	\$ -	\$ -	\$ 62,290.15
INVESTMENTS - CAPITAL EQUIPMENT	\$ 34,440.00	\$ -	\$ -	\$ 16,759.89
INVESTMENTS - HAYABLE BUFFER	\$ 9,000.00	\$ -	\$ (9,000.00)	\$ -
INVESTMENTS - WINNEBAGO WATERSHED	\$ 15,200.00	\$ -	\$ 2,000.00	\$ 13,774.69
INVESTMENTS - BEAR CREEK WATERSHED	\$ 17,000.00	\$ -	\$ (3,692.02)	\$ 10,087.38
<b>TOTAL ASSETS</b>	<b>\$ 1,091,460.22</b>	<b>\$ 34,646.65</b>	<b>\$ 215,911.49</b>	<b>\$ 1,314,474.72</b>
CASH REVENUE	\$ 101,303.34			
JOURNAL ENTERIES	\$ 88,711.10			
CASH DISBURSEMENTS	\$ 155,367.79			

<u>GRANTS</u>	<u>Expiration</u> <u>of Grant</u>	<u>Grant</u> <u>Beginning</u> <u>Balance</u>	<u>Disbursements</u>	<u>Actual Grant</u> <u>Start-to-Date</u>	<u>Grant</u> <u>Remaining</u> <u>Balance</u>
AIS (FY21)	None	\$22,713.00	\$1,556.57	\$6,375.74	\$16,337.26
AIS (FY22)	None	\$11,326.50	-\$11,326.50	-\$11,326.50	\$22,653.00
ARPA (Cost Share)	12/31/2026	\$250,000.00	\$21,941.37	\$26,178.57	\$223,821.43
Buffer Law (FY21)	12/31/2023	\$17,200.00	\$676.60	\$1,584.60	\$15,615.40
Buffer Law (FY22)	12/31/2024	\$17,000.00	\$0.00	\$0.00	\$17,000.00
Buffer Law (FY23)	12/31/2025	\$17,000.00	\$0.00	\$0.00	\$17,000.00
Conservation Delivery (FY23)	12/31/2024	\$22,505.00	\$2,617.21	\$22,505.00	\$0.00
Cover Crop Demonstration Grant (Field Days/Events)	12/31/2023	\$3,000.00	\$0.00	\$2,391.00	\$609.00
Cover Crop Demonstration Grant (Soil Health Testing)	12/31/2023	\$12,000.00	\$123.70	\$5,055.47	\$6,944.53
Crooked Creek (FY22)	12/31/2022	\$15,000.00	\$3,025.07	\$20,192.56	-\$5,192.56
HELP Grant (Technical)	12/31/2024	\$12,000.00	\$180.40	\$3,822.65	\$8,177.35
HELP Grant (Admin)	12/31/2024	\$3,000.00	\$68.46	\$224.94	\$2,775.06
HELP Grant (Match)	12/31/2024	\$10,000.00	\$90.05	\$1,292.94	\$8,707.06
FY20 Local Capacity Service Grant (CWMA)	12/31/2022	\$13,800.00	\$2,000.00	\$13,800.00	\$0.00
Local Capacity FY21 Amendment (County Appropriation)	12/31/2023	\$14,400.00	\$14,400.00	\$14,400.00	\$0.00
FY21 Local Capacity Service Grant (Cost Share)	12/31/2023	\$15,000.00	\$15,000.00	\$15,000.00	\$0.00
Local Capacity CY21 Amendment (County Appropriation)	12/31/2025	\$4,800.00	\$0.00	\$0.00	\$4,800.00
FY22 Local Capacity Service Grant (Technical)	12/31/2025	\$90,467.00	\$10,097.80	\$61,888.64	\$28,578.36

## December 2022

## Root River SWCD Treasurer's Report

FY22 Local Capacity Service Grant (Admin)	12/31/2025	\$20,000.00	\$939.50	\$10,457.24	\$9,542.76
FY22 Local Capacity Service Grant (RIM)	12/31/2025	\$6,000.00	\$0.00	\$4,418.33	\$1,581.67
FY23 Local Capacity Service Grant (Technical)	12/31/2025	\$99,504.00	\$0.00	\$0.00	\$99,504.00
FY23 Local Capacity Service Grant (Admin)	12/31/2025	\$20,000.00	\$0.00	\$0.00	\$20,000.00
FY23 Local Capacity Service Grant (RIM)	12/31/2025	\$6,000.00	\$0.00	\$0.00	\$6,000.00
MACDE Education Grant	8/1/2023	\$1,630.00	\$0.00	\$480.85	\$1,149.15
MAWQCP	12/31/2022	\$2,500.00	\$0.00	\$1,785.59	\$714.41
Nitrate Monitoring	6/30/2024	\$1,800.00	\$103.03	\$140.67	\$1,659.33
Root River 1W1P FY20 CIP Cost Share (Crooked Crk)	12/31/2023	\$380,000.00	\$0.00	\$342,000.00	\$38,000.00
Root River 1W1P FY20 CIP Technical (Crooked Crk)	12/31/2023	\$55,000.00	\$9.78	\$55,000.00	\$0.00
Root River 1W1P FY20 Projects	12/31/2023	\$125,000.00	\$44,092.62	\$133,754.36	\$0.00
Root River 1W1P FY22/23 Technical Assistance	10/31/2024	\$45,000.00	\$4,132.44	\$19,328.35	\$25,671.65
Root River 1W1P FY22/23 Project Development	10/31/2024	\$50,000.00	\$70.72	\$400.39	\$49,599.61
Root River 1W1P FY22/23 Projects	10/31/2021	\$134,000.00	\$1,570.50	\$36,156.40	\$97,843.60
FY23 Soil Health Cost Share	12/31/2024	\$14,175.00	\$0.00	\$0.00	\$14,175.00
State Cost Share (FY21) Projects	12/31/2022	\$16,720.80	\$13,056.98	\$16,720.80	\$0.00
State Cost Share (FY22) - Technical & Admin.	12/31/2024	\$4,180.20	\$496.06	\$4,180.20	\$0.00
State Cost Share (FY22) Projects	12/31/2024	\$16,720.80	\$0.00	\$0.00	\$16,720.80
State Cost Share (FY23) - Technical & Admin.	12/31/2024	\$4,180.20	\$181.41	\$181.41	\$3,998.79
State Cost Share (FY23) Projects	12/31/2024	\$16,720.80	\$0.00	\$0.00	\$16,720.80
Water Plan (FY23)	12/31/2025	\$15,000.00	\$264.36	\$1,777.75	\$13,222.25
WCA (FY22)	12/31/2025	\$20,000.00	\$1,700.68	\$13,416.03	\$6,583.97
WinLac 1W1P - Admin	6/30/2023	\$5,000.00	\$77.93	\$1,207.42	\$3,792.58

REVENUE

DESCRIPTION	AMOUNT
Sale of Materials	\$ 11.51
Trees	\$ 1,844.50
County Appropriation - 2022 Second Half	\$ 62,500.00
County Appropriation - Bear Creek Watershed - 2022 2nd Half	\$ 1,000.00
Interest Income	\$ 109.16
Sales Tax	\$ 127.62
Soil Health Field Day Scholarship	\$ 750.00
County Appropriation - Winnebago Watershed - 2022 2nd Half	\$ 1,000.00
WCA - 4th Qtr. Payment & FY23 Mandatory Advance = \$5,000	\$ 7,666.09
Aquatic Invasive Species - 2022 2nd Half	\$ 11,326.50
MDA Soil Health Grant - 2022 3rd Qtr	\$ 357.62
Root River 1W1P	\$ 98,102.93
WinLaC 1W1P - 2022 3rd Qtr	\$ 263.50
Water Plan - 4th Qtr. Payment	\$ 1,995.49
Water Plan - 3rd Qtr. Payment - County Levy	\$ 2,966.93
<b>Total</b>	
	Cash Revenue \$ 101,303.34
	Journal Entry Revenue \$ 88,718.51

DISBURSEMENTS

DESCRIPTION	AMOUNT
Salaries	\$ 31,283.69
Per Diem	\$ 2,250.00
Health Insurance	\$ 2,761.72
Life Insurance	\$ 96.00
Pera	\$ 1,665.12
FICA	\$ 2,056.52
Medicare	\$ 480.95
Telephone	\$ 50.00
Postage	\$ 67.41
Mileage	\$ 334.63
Office Rent	\$ 1,287.00
Office Supplies	\$ 126.33
Vehical Maintenance	\$ 311.66
Trees	\$ 98.00
Education, Awards & Tours	\$ 155.04
MN Sales & Use Tax	\$ 1.06
ARPA - Projects	\$ 21,941.37
State Cost Share - Projects	\$ 26,745.55
Local Capacity FY20 CWMA Project	\$ 17,000.00
1W1P Root River	\$ 45,663.15
Water Plan - Push-Up Pond Projects	\$ 600.00
Water Plan - Pond Clean Out Projects	\$ 400.00
<b>Total</b>	
	Cash Disbursements \$ 155,367.79
	Journal Entry Disbursements \$ 7.41

M.H. W. Feldman  
Signature

1/12/2023  
Date

**January 2023**  
**Financial Statement**

<u>ASSETS</u>	<u>BEGINNING</u> <u>BALANCE</u>	<u>ACTUAL THIS</u> <u>MONTH</u>	<u>ACTUAL</u> <u>YEAR-TO-</u> <u>DATE</u>	<u>CURRENT</u> <u>BALANCE</u>
CASH	\$ 1,168,102.87	\$ (10,515.70)	\$ (10,515.70)	\$ 1,157,587.17
PETTY CASH	\$ 60.00	\$ -	\$ -	\$ 60.00
INVESTMENTS - <i>S&amp;W DESIGNATED RESERVE</i>	\$ 43,399.74	\$ (9,082.08)	\$ (9,082.08)	\$ 34,317.66
INVESTMENTS - <i>SOIL CONSER. &amp; COST SHARE</i>	\$ 62,290.15	\$ -	\$ -	\$ 62,290.15
INVESTMENTS - <i>CAPITAL EQUIPMENT</i>	\$ 16,759.89	\$ -	\$ -	\$ 16,759.89
INVESTMENTS - <i>WINNEBAGO WATERSHED</i>	\$ 13,774.69	\$ 1,000.00	\$ 1,000.00	\$ 14,774.69
INVESTMENTS - <i>BEAR CREEK WATERSHED</i>	\$ 10,087.38	\$ 778.76	\$ 778.76	\$ 10,866.14
<b>TOTAL ASSETS</b>	<b>\$ 1,314,474.72</b>	<b>\$ (17,819.02)</b>	<b>\$ (17,819.02)</b>	<b>\$ 1,296,655.70</b>
<i>CASH REVENUE</i>	\$ 73,142.94			
<i>JOURNAL ENTERIES</i>	\$ (3.42)			
<i>CASH DISBURSEMENTS</i>	\$ 83,655.22			

<u>GRANTS</u>	<u>Expiration</u> <u>of Grant</u>	<u>Grant</u> <u>Beginning</u> <u>Balance</u>	<u>Disbursements</u>	<u>Actual Grant</u> <u>Start-to-Date</u>	<u>Grant</u> <u>Remaining</u> <u>Balance</u>
AIS (FY21)	None	\$22,713.00	\$1,946.43	\$8,322.17	\$14,390.83
AIS (FY22)	None	\$22,653.00	\$0.00	\$0.00	\$22,653.00
ARPA (Cost Share)	12/31/2026	\$250,000.00	\$4,054.50	\$30,233.07	\$219,766.93
Buffer Law (FY21)	12/31/2023	\$17,200.00	\$0.00	\$1,584.60	\$15,615.40
Buffer Law (FY22)	12/31/2024	\$17,000.00	\$0.00	\$0.00	\$17,000.00
Buffer Law (FY23)	12/31/2025	\$17,000.00	\$0.00	\$0.00	\$17,000.00
Cover Crop Demonstration Grant (Field Days/Events)	12/31/2023	\$3,000.00	\$0.00	\$2,391.00	\$609.00
Cover Crop Demonstration Grant (Soil Health Testing)	12/31/2023	\$12,000.00	\$0.00	\$5,055.47	\$6,944.53
Crooked Creek (FY23)	12/31/2023	\$19,000.00	\$1,897.33	\$1,897.33	\$17,102.67
HELP Grant (Technical)	12/31/2024	\$12,000.00	\$0.00	\$3,822.65	\$8,177.35
HELP Grant (Admin)	12/31/2024	\$3,000.00	\$48.90	\$273.84	\$2,726.16
HELP Grant (Match)	12/31/2024	\$10,000.00	\$13.84	\$1,306.78	\$8,693.22
HELP Grant (Cost Share)	12/31/2024	\$25,000.00	\$0.00	\$0.00	\$25,000.00
Local Capacity FY21 Amendment (County Appropriation)	12/31/2023	\$14,400.00	\$0.00	\$0.00	\$0.00
FY21 Local Capacity Service Grant (Cost Share)	12/31/2023	\$15,000.00	-\$4,054.50	\$10,945.50	\$4,054.50
Local Capacity CY21 Amendment (County Appropriation)	12/31/2025	\$4,800.00	\$0.00	\$0.00	\$4,800.00

**January 2023  
Financial Statement**

FY22 Local Capacity Service Grant (Technical)	12/31/2025	\$90,467.00	\$9,875.36	\$71,764.00	\$18,703.00
FY22 Local Capacity Service Grant (Admin)	12/31/2025	\$20,000.00	\$1,156.11	\$11,613.35	\$8,386.65
FY22 Local Capacity Service Grant (RIM)	12/31/2025	\$6,000.00	\$0.00	\$4,418.33	\$1,581.67
FY23 Local Capacity Service Grant (Technical)	12/31/2025	\$99,504.00	\$0.00	\$0.00	\$99,504.00
FY23 Local Capacity Service Grant (Admin)	12/31/2025	\$20,000.00	\$0.00	\$0.00	\$20,000.00
FY23 Local Capacity Service Grant (RIM)	12/31/2025	\$6,000.00	\$0.00	\$0.00	\$6,000.00
MACDE Education Grant	8/1/2023	\$1,630.00	\$0.00	\$480.85	\$1,149.15
Nitrate Monitoring	6/30/2024	\$1,800.00	\$0.00	\$140.67	\$1,659.33
Root River 1WIP FY20 CIP Cost Share (Crooked Crk)	12/31/2023	\$380,000.00	\$38,000.00	\$380,000.00	\$0.00
Root River 1WIP FY22/23 Technical Assistance	10/31/2024	\$45,000.00	\$664.51	\$19,992.86	\$25,007.14
Root River 1WIP FY22/23 Project Development	10/31/2024	\$50,000.00	-\$188.59	\$211.80	\$49,788.20
Root River 1WIP FY22/23 Projects	10/31/2021	\$134,000.00	\$0.00	\$36,156.40	\$97,843.60
FY23 Soil Health Cost Share	12/31/2024	\$14,175.00	\$0.00	\$0.00	\$14,175.00
State Cost Share (FY22) Projects	12/31/2024	\$16,720.80	\$13,688.57	\$13,688.57	\$3,032.23
State Cost Share (FY23) - Technical & Admin.	12/31/2024	\$4,180.20	\$0.00	\$181.41	\$3,998.79
State Cost Share (FY23) Projects	12/31/2024	\$16,720.80	\$0.00	\$0.00	\$16,720.80
Water Plan (FY23)	12/31/2025	\$15,000.00	\$999.42	\$2,777.17	\$12,222.83
WCA (FY23)	12/31/2025	\$20,000.00	\$1,081.35	\$1,081.35	\$18,918.65
WinLac 1WIP - Admin	6/30/2023	\$5,000.00	\$264.33	\$1,471.75	\$3,528.25

REVENUE

DESCRIPTION	AMOUNT
Sale of Materials	\$ 34.53
Trees	\$ 1,336.38
Interest Income	\$ 119.62
Sales Tax	\$ 94.25
JPB - 4th Qtr. 2023 Payment	\$ 863.78
Crooked Creek - 4th Qtr. 2022 Payment	\$ 6,685.59
Root River 1W1P	\$ 54,632.96
MDA Soil Health Grant - 4th Qtr. 2022 Payment	\$ 293.75
Transfer from Designated Reserve	\$ 9,082.08
<b>Total</b>	
Cash Revenue	\$ 73,142.94
Journal Entry Revenue	\$ -

DISBURSEMENTS

DESCRIPTION	AMOUNT
Salaries	\$ 17,488.00
Health Insurance	\$ 2,174.85
Life Insurance	\$ 4.50
HSA/VEBA Contribution	\$ 1,406.25
Pera	\$ 1,311.60
FICA	\$ 1,061.60
Workers Compensation	\$ 3,992.00
Medicare	\$ 248.27
Telephone	\$ 50.00
Postage	\$ 3.42
Membership Dues	\$ 9,009.40
Audit	\$ 1,500.00
Office Rent	\$ 1,287.00
Liability Insurance	\$ 3,238.00
Office Supplies	\$ 22.42
Vehical Maintenance	\$ 175.42
Trees	\$ 201.25
MN Sales & Use Tax	\$ 653.00
Root River 1W1P Projects	\$ 38,000.00
Water Plan - Infant Well Testing Reimbursement	\$ 52.90
Transfer to Bear Creek Watershed Investment Acct.	\$ 778.76
Transfer to Winnebago Watershedd Acct.	\$ 1,000.00
<b>Total</b>	
Cash Disbursements	\$ 83,655.22
Journal Entry Disbursements	\$ 3.42



Signature



Date

February 2023  
Financial Report

ASSETS	<u>BEGINNING BALANCE</u>	<u>ACTUAL THIS MONTH</u>	<u>ACTUAL YEAR- TO-DATE</u>	<u>CURRENT BALANCE</u>
CASH	\$ 1,168,102.87	\$ (19,383.67)	\$ (29,899.37)	\$ 1,138,203.50
PETTY CASH	\$ 60.00	\$ -	\$ -	\$ 60.00
INVESTMENTS - <i>S&amp;W DESIGNATED RESERVE</i>	\$ 43,399.74		\$ (9,082.08)	\$ 34,317.66
INVESTMENTS - <i>SOIL CONSER. &amp; COST SHARE</i>	\$ 62,290.15	\$ -	\$ -	\$ 62,290.15
INVESTMENTS - <i>CAPITAL EQUIPMENT</i>	\$ 16,759.89	\$ -	\$ -	\$ 16,759.89
INVESTMENTS - <i>WINNEBAGO WATERSHED</i>	\$ 13,774.69		\$ 1,000.00	\$ 14,774.69
INVESTMENTS - <i>BEAR CREEK WATERSHED</i>	\$ 10,087.38		\$ 778.76	\$ 10,866.14
<b>TOTAL ASSETS</b>	<b>\$ 1,314,474.72</b>	<b>\$ (19,383.67)</b>	<b>\$ (37,202.69)</b>	<b>\$ 1,277,272.03</b>
<i>CASH REVENUE</i>	\$ 10,539.79			
<i>JOURNAL ENTERIES</i>	\$ (1.80)			
<i>CASH DISBURSEMENTS</i>	\$ 29,921.66			

<u>GRANTS</u>	<u>Expiration of Grant</u>	<u>Grant Beginning Balance</u>	<u>Disbursements</u>	<u>Actual Grant Start-to-Date</u>	<u>Grant Remaining Balance</u>
AIS (FY21)	None	\$22,713.00	\$1,642.31	\$9,964.48	\$12,748.52
AIS (FY22)	None	\$22,653.00	\$0.00	\$0.00	\$22,653.00
ARPA (Cost Share)	12/31/2026	\$250,000.00		\$30,233.07	\$219,766.93
Buffer Law (FY21)	12/31/2023	\$17,200.00	\$0.00	\$1,584.60	\$15,615.40
Buffer Law (FY22)	12/31/2024	\$17,000.00	\$0.00	\$0.00	\$17,000.00
Buffer Law (FY23)	12/31/2025	\$17,000.00	\$0.00	\$0.00	\$17,000.00
Cover Crop Demonstration Grant (Field Days/Events)	12/31/2023	\$3,000.00	\$0.00	\$2,391.00	\$609.00
Cover Crop Demonstration Grant (Soil Health Testing)	12/31/2023	\$12,000.00	\$0.00	\$5,055.47	\$6,944.53
Crooked Creek (FY23)	12/31/2023	\$19,000.00	\$3,090.09	\$4,987.42	\$14,012.58
HELP Grant (Technical)	12/31/2024	\$12,000.00	\$0.00	\$3,822.65	\$8,177.35
HELP Grant (Admin)	12/31/2024	\$3,000.00	\$0.00	\$273.84	\$2,726.16
HELP Grant (Match)	12/31/2024	\$10,000.00	\$0.00	\$1,306.78	\$8,693.22
HELP Grant (Cost Share)	12/31/2024	\$25,000.00	\$0.00	\$0.00	\$25,000.00
FY21 Local Capacity Service Grant (Cost Share)	12/31/2023	\$15,000.00	\$0.00	\$10,945.50	\$4,054.50
Local Capacity CY21 Amendment (County Appropriation)	12/31/2025	\$4,800.00	\$0.00	\$0.00	\$4,800.00
FY22 Local Capacity Service Grant (Technical)	12/31/2025	\$90,467.00	\$6,704.32	\$78,468.32	\$11,998.68

**February 2023  
Financial Report**

FY22 Local Capacity Service Grant (Admin)	12/31/2025	\$20,000.00	\$1,055.93	\$12,669.28	\$7,330.72
FY22 Local Capacity Service Grant (RIM)	12/31/2025	\$6,000.00	\$14.69	\$4,433.02	\$1,566.98
FY23 Local Capacity Service Grant (Technical)	12/31/2025	\$99,504.00	\$0.00	\$0.00	\$99,504.00
FY23 Local Capacity Service Grant (Admin)	12/31/2025	\$20,000.00	\$0.00	\$0.00	\$20,000.00
FY23 Local Capacity Service Grant (RIM)	12/31/2025	\$6,000.00	\$0.00	\$0.00	\$6,000.00
MACDE Education Grant	8/1/2023	\$1,630.00	\$3,965.33	\$4,446.18	-\$2,816.18
Nitrate Monitoring	6/30/2024	\$1,800.00	\$0.00	\$140.67	\$1,659.33
Root River 1W1P FY22/23 Technical Assistance	10/31/2024	\$45,000.00	\$268.03	\$20,260.89	\$24,739.11
Root River 1W1P FY22/23 Project Development	10/31/2024	\$50,000.00	\$912.22	\$1,124.02	\$48,875.98
Root River 1W1P FY22/23 Projects	10/31/2021	\$134,000.00	\$0.00	\$36,156.40	\$97,843.60
FY23 Soil Health Cost Share	12/31/2024	\$14,175.00	\$0.00	\$0.00	\$14,175.00
State Cost Share (FY22) Projects	12/31/2024	\$16,720.80	\$0.00	\$13,688.57	\$3,032.23
State Cost Share (FY23) - Technical & Admin.	12/31/2024	\$4,180.20	\$0.00	\$181.41	\$3,998.79
State Cost Share (FY23) Projects	12/31/2024	\$16,720.80	\$0.00	\$0.00	\$16,720.80
Water Plan (FY23)	12/31/2025	\$15,000.00	\$2,045.93	\$4,823.10	\$10,176.90
WCA (FY23)	12/31/2025	\$20,000.00	\$720.90	\$1,802.25	\$18,197.75
WinLac 1W1P - Admin	6/30/2023	\$5,000.00	\$190.90	\$1,662.65	\$3,337.35

REVENUE

DESCRIPTION	AMOUNT
Federal Contribution Agreement	\$ 9,450.00
Sale of Materials	\$ 23.02
Trees	\$ 765.50
Interest Income	\$ 131.49
Sales Tax	\$ 54.21
Nitrate Monitoring Network - 4th Qtr. 2022 Payment	\$ 115.57
<b>Total</b>	
	Cash Revenue \$ 10,539.79
	Journal Entry Revenue \$ -

DISBURSEMENTS

DESCRIPTION	AMOUNT
Salaries	\$ 17,488.01
Health Insurance	\$ 2,174.85
Life Insurance	\$ 4.50
Pera	\$ 1,311.60
FICA	\$ 1,061.60
Medicare	\$ 248.27
Telephone	\$ 50.00
Postage	\$ 1.80
Membership Dues	\$ 100.00
Audit	\$ 5,500.00
Office Rent	\$ 1,287.00
Vehical Maintenance	\$ 185.53
Trees	\$ 338.88
MACDE Education Grant - I90 Event Expense	\$ 171.42
<b>Total</b>	
	Cash Disbursements \$ 29,921.66
	Journal Entry Disbursements \$ 1.80

  
\_\_\_\_\_  
Signature

3-9-2023  
\_\_\_\_\_  
Date

**March 2023**  
**Financial Statement**

<b>ASSETS</b>	<b><u>BEGINNING</u></b>	<b><u>ACTUAL THIS</u></b>	<b><u>ACTUAL YEAR-</u></b>	<b><u>CURRENT</u></b>
	<b><u>BALANCE</u></b>	<b><u>MONTH</u></b>	<b><u>TO-DATE</u></b>	<b><u>BALANCE</u></b>
CASH	\$ 1,168,102.87	\$ (25,726.54)	\$ (55,625.91)	\$ 1,112,476.96
PETTY CASH	\$ 60.00	\$ -	\$ -	\$ 60.00
INVESTMENTS - <i>S&amp;W DESIGNATED RESERVE</i>	\$ 43,399.74		\$ (9,082.08)	\$ 34,317.66
INVESTMENTS - <i>SOIL CONSER. &amp; COST SHARE</i>	\$ 62,290.15	\$ -	\$ -	\$ 62,290.15
INVESTMENTS - <i>CAPITAL EQUIPMENT</i>	\$ 16,759.89	\$ -	\$ -	\$ 16,759.89
INVESTMENTS - <i>WINNEBAGO WATERSHED</i>	\$ 13,774.69		\$ 1,000.00	\$ 14,774.69
INVESTMENTS - <i>BEAR CREEK WATERSHED</i>	\$ 10,087.38		\$ 778.76	\$ 10,866.14
<b>TOTAL ASSETS</b>	<b>\$ 1,314,474.72</b>	<b>\$ (25,726.54)</b>	<b>\$ (62,929.23)</b>	<b>\$ 1,251,545.49</b>
<i>CASH REVENUE</i>	\$ 6,854.12			
<i>JOURNAL ENTERIES</i>	\$ 5,331.47			
<i>CASH DISBURSEMENTS</i>	\$ 37,912.13			

<b><u>GRANTS</u></b>	<b><u>Expiration of</u></b>	<b><u>Grant Beginning</u></b>	<b><u>Actual Grant</u></b>	<b><u>Grant</u></b>
	<b><u>Grant</u></b>	<b><u>Balance</u></b>	<b><u>Disbursements</u></b>	<b><u>Remaining</u></b>
			<b><u>Start-to-Date</u></b>	<b><u>Balance</u></b>
AIS (FY21)	None	\$22,713.00	\$1,683.13	\$11,647.61
AIS (FY22)	None	\$22,653.00	\$0.00	\$22,653.00
ARPA (Cost Share)	12/31/2026	\$250,000.00		\$30,233.07
Buffer Law (FY21)	12/31/2023	\$17,200.00	\$1,481.98	\$3,066.58
Buffer Law (FY22)	12/31/2024	\$17,000.00	\$0.00	\$0.00
Buffer Law (FY23)	12/31/2025	\$17,000.00	\$0.00	\$0.00
Cover Crop Demonstration Grant (Field Days/Events)	12/31/2023	\$3,000.00	\$0.00	\$2,391.00
Cover Crop Demonstration Grant (Soil Health Testing)	12/31/2023	\$12,000.00	\$375.62	\$5,431.09
Crooked Creek (FY23)	12/31/2023	\$19,000.00	\$1,882.70	\$6,870.12
FY23 Easement Delivery	6/30/2025	\$3,450.00	\$0.00	\$0.00
HELP Grant (Technical)	12/31/2024	\$12,000.00	\$685.52	\$4,508.17
HELP Grant (Admin)	12/31/2024	\$3,000.00	\$75.20	\$349.04
HELP Grant (Match)	12/31/2024	\$10,000.00	\$442.80	\$1,749.58
HELP Grant (Cost Share)	12/31/2024	\$25,000.00	\$0.00	\$0.00
FY21 Local Capacity Service Grant (Cost Share)	12/31/2023	\$15,000.00	\$0.00	\$10,945.50
Local Capacity CY21 Amendment (County Appropriation)	12/31/2025	\$4,800.00	\$0.00	\$0.00
FY22 Local Capacity Service Grant (Technical)	12/31/2025	\$90,467.00	\$11,724.91	\$90,193.23
FY22 Local Capacity Service Grant (Admin)	12/31/2025	\$20,000.00	\$3,642.17	\$16,311.45
FY22 Local Capacity Service Grant (RIM)	12/31/2025	\$6,000.00	\$0.00	\$4,433.02

**March 2023  
Financial Statement**

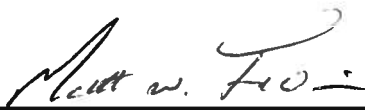
FY23 Local Capacity Service Grant (Technical)	12/31/2025	\$99,504.00	\$0.00	\$0.00	\$99,504.00
FY23 Local Capacity Service Grant (Admin)	12/31/2025	\$20,000.00	\$0.00	\$0.00	\$20,000.00
FY23 Local Capacity Service Grant (RIM)	12/31/2025	\$6,000.00	\$0.00	\$0.00	\$6,000.00
MACDE Education Grant	8/1/2023	\$1,630.00	\$0.00	\$4,446.18	-\$2,816.18
MASWCD Contribution Agreement	12/31/2023	\$36,000.00	\$1,019.54	\$1,019.54	\$34,980.46
Nitrate Monitoring	6/30/2024	\$1,800.00	\$14.68	\$155.35	\$1,644.65
Root River 1W1P FY22/23 Technical Assistance	10/31/2024	\$45,000.00	\$1,295.04	\$21,555.93	\$23,444.07
Root River 1W1P FY22/23 Project Development	10/31/2024	\$50,000.00	\$3,563.15	\$4,687.17	\$45,312.83
Root River 1W1P FY22/23 Projects	10/31/2021	\$134,000.00	\$0.00	\$36,156.40	\$97,843.60
FY23 Soil Health Cost Share	12/31/2024	\$14,175.00	\$0.00	\$0.00	\$14,175.00
State Cost Share (FY22) Projects	12/31/2024	\$16,720.80	\$0.00	\$13,688.57	\$3,032.23
State Cost Share (FY23) - Technical & Admin.	12/31/2024	\$4,180.20	\$88.11	\$269.52	\$3,910.68
State Cost Share (FY23) Projects	12/31/2024	\$16,720.80	\$0.00	\$0.00	\$16,720.80
Water Plan (FY23)	12/31/2025	\$15,000.00	\$2,401.92	\$7,225.02	\$7,774.98
WCA (FY23)	12/31/2025	\$20,000.00	\$3,468.45	\$5,270.70	\$14,729.30
WinLac 1W1P - Admin	6/30/2023	\$5,000.00	\$425.87	\$2,088.52	\$2,911.48

REVENUE

DESCRIPTION	AMOUNT
Sale of Materials	\$ 23.02
Trees	\$ 1,841.50
Interest Income	\$ 119.94
Sales Tax	\$ 128.18
HELP Grant - 4th Qtr. 2022 Payment	\$ 1,291.48
Easement Delivery - FY23	\$ 3,450.00
WinLaC 1W1P - 2022 4th Qtr Payment	\$ 178.31
Water Plan - 1st Qtr. Payment	\$ 4,979.79
Water Plan - 1st Qtr. Payment - County Levy	\$ 179.97
<b>Total</b>	
	Cash Revenue \$ 6,854.12
	Journal Entry Revenue \$ 5,338.07

DISBURSEMENTS

DESCRIPTION	AMOUNT
Salaries	\$ 26,232.00
Per Diem	\$ 2,375.00
Health Insurance	\$ 2,174.85
Life Insurance	\$ 94.50
Pera	\$ 1,967.40
FICA	\$ 1,750.98
Medicare	\$ 409.51
Telephone	\$ 50.00
Postage	\$ 195.60
Mileage	\$ 312.76
Office Rent	\$ 1,287.00
Misc Charges	\$ 25.00
Vehical Maintenance	\$ 200.37
Trees	\$ 133.75
MACDE Education Grant - Fair Booth & I90 Event Expense	\$ 710.01
<b>Total</b>	
	Cash Disbursements \$ 37,912.13
	Journal Entry Disbursements \$ 6.60



Signature

4-13-2023

Date

April 2023  
Financial Statement

ASSETS	<u>BEGINNING</u> <u>BALANCE</u>	<u>ACTUAL THIS</u> <u>MONTH</u>	<u>ACTUAL YEAR-</u> <u>TO-DATE</u>	<u>CURRENT</u> <u>BALANCE</u>
CASH	\$ 1,168,102.87	\$ (15,827.19)	\$ (71,453.10)	\$ 1,096,649.77
PETTY CASH	\$ 60.00	\$ -	\$ -	\$ 60.00
INVESTMENTS - <i>S&amp;W DESIGNATED RESERVE</i>	\$ 43,399.74	\$ -	\$ (9,082.08)	\$ 34,317.66
INVESTMENTS - <i>SOIL CONSER. &amp; COST SHARE</i>	\$ 62,290.15	\$ -	\$ -	\$ 62,290.15
INVESTMENTS - <i>CAPITAL EQUIPMENT</i>	\$ 16,759.89	\$ -	\$ -	\$ 16,759.89
INVESTMENTS - <i>WINNEBAGO WATERSHED</i>	\$ 13,774.69	\$ -	\$ 1,000.00	\$ 14,774.69
INVESTMENTS - <i>BEAR CREEK WATERSHED</i>	\$ 10,087.38	\$ -	\$ 778.76	\$ 10,866.14
<b>TOTAL ASSETS</b>	<b>\$ 1,314,474.72</b>	<b>\$ (15,827.19)</b>	<b>\$ (78,756.42)</b>	<b>\$ 1,235,718.30</b>
<i>CASH REVENUE</i>	\$ 13,026.22			
<i>JOURNAL ENTERIES</i>	\$ 466.32			
<i>CASH DISBURSEMENTS</i>	\$ 29,319.73			

<u>GRANTS</u>	<u>Expiration of</u> <u>Grant</u>	<u>Grant Beginning</u> <u>Balance</u>	<u>Disbursements</u>	<u>Actual Grant</u> <u>Start-to-Date</u>	<u>Grant</u> <u>Remaining</u> <u>Balance</u>
AIS (FY21)	None	\$22,713.00	\$288.36	\$11,935.97	\$10,777.03
AIS (FY22)	None	\$22,653.00	\$0.00	\$0.00	\$22,653.00
ARPA (Cost Share)	12/31/2026	\$250,000.00	\$0.00	\$30,233.07	\$219,766.93
Buffer Law (FY21)	12/31/2023	\$17,200.00	\$1,224.84	\$4,291.42	\$12,908.58
Buffer Law (FY22)	12/31/2024	\$17,000.00	\$0.00	\$0.00	\$17,000.00
Buffer Law (FY23)	12/31/2025	\$17,000.00	\$0.00	\$0.00	\$17,000.00
Cover Crop Demonstration Grant (Field Days/Events)	12/31/2023	\$3,000.00	\$0.00	\$2,391.00	\$609.00
Cover Crop Demonstration Grant (Soil Health Testing)	12/31/2023	\$12,000.00	\$0.00	\$5,431.09	\$6,568.91
Crooked Creek (FY23)	12/31/2023	\$19,000.00	\$738.83	\$7,608.95	\$11,391.05
FY23 Easement Delivery	6/30/2025	\$3,450.00	\$0.00	\$0.00	\$3,450.00
HELP Grant (Technical)	12/31/2024	\$12,000.00	\$865.92	\$5,374.09	\$6,625.91
HELP Grant (Admin)	12/31/2024	\$3,000.00	\$48.90	\$397.94	\$2,602.06
HELP Grant (Match)	12/31/2024	\$10,000.00	\$69.19	\$1,818.77	\$8,181.23
HELP Grant (Cost Share)	12/31/2024	\$25,000.00	\$0.00	\$0.00	\$25,000.00
FY21 Local Capacity Service Grant (Cost Share)	12/31/2023	\$15,000.00	\$0.00	\$10,945.50	\$4,054.50

April 2023  
Financial Statement


Local Capacity CY21 Amendment (County Appropriation)	12/31/2025	\$4,800.00	\$0.00	\$0.00	\$4,800.00
FY22 Local Capacity Service Grant (Technical)	12/31/2025	\$90,467.00	\$273.77	\$90,467.00	\$0.00
FY22 Local Capacity Service Grant (Admin)	12/31/2025	\$20,000.00	\$276.34	\$16,587.79	\$3,412.21
FY22 Local Capacity Service Grant (RIM)	12/31/2025	\$6,000.00	\$706.19	\$5,139.21	\$860.79
FY23 Local Capacity Service Grant (Technical)	12/31/2025	\$99,504.00	\$11,684.51	\$11,684.51	\$87,819.49
FY23 Local Capacity Service Grant (Admin)	12/31/2025	\$20,000.00	\$0.00	\$0.00	\$20,000.00
FY23 Local Capacity Service Grant (RIM)	12/31/2025	\$6,000.00	\$0.00	\$0.00	\$6,000.00
MASWCD Contribution Agreement	12/31/2023	\$36,000.00	\$563.43	\$1,582.97	\$34,417.03
Nitrate Monitoring	6/30/2024	\$1,800.00	\$132.17	\$287.52	\$1,512.48
Root River IW1P FY22/23 Technical Assistance	10/31/2024	\$45,000.00	\$1,310.53	\$22,866.46	\$22,133.54
Root River IW1P FY22/23 Project Development	10/31/2024	\$50,000.00	\$2,870.81	\$7,557.98	\$42,442.02
Root River IW1P FY22/23 Projects	10/31/2021	\$134,000.00	\$0.00	\$36,156.40	\$97,843.60
FY23 Soil Health Cost Share	12/31/2024	\$14,175.00	\$0.00	\$0.00	\$14,175.00
State Cost Share (FY22) Projects	12/31/2024	\$16,720.80	\$0.00	\$13,688.57	\$3,032.23
State Cost Share (FY23) - Technical & Admin.	12/31/2024	\$4,180.20	\$14.68	\$284.20	\$3,896.00
State Cost Share (FY23) Projects	12/31/2024	\$16,720.80	\$0.00	\$0.00	\$16,720.80
Water Plan (FY23)	12/31/2025	\$15,000.00	\$1,567.96	\$8,792.98	\$6,207.02
WCA (FY23)	12/31/2025	\$20,000.00	\$1,181.53	\$6,452.23	\$13,547.77
WinLac IW1P - Admin	6/30/2023	\$5,000.00	\$2,911.48	\$5,000.00	\$0.00

REVENUE

DESCRIPTION	AMOUNT
Sale of Maps	\$ 9.00
Sale of Materials	\$ 69.80
Trees	\$ 536.50
Interest Income	\$ 133.05
Sales Tax	\$ 42.33
Crooked Creek - 1st Qtr. 2023 Payment	\$ 6,837.17
Root River 1W1P	\$ 5,398.37
WinLaC 1W1P - 2023 1st Qtr Payment	\$ 469.92
<b>Total</b>	
	Cash Revenue \$ 13,026.22
	Journal Entry Revenue \$ 469.92

DISBURSEMENTS

DESCRIPTION	AMOUNT
Salaries	\$ 17,488.03
Health Insurance	\$ 2,174.85
Life Insurance	\$ 4.50
HSA/VEBA Contribution	\$ 1,406.25
Pera	\$ 1,311.60
FICA	\$ 1,061.62
Medicare	\$ 248.27
Telephone	\$ 50.00
Postage	\$ 66.60
Membership Dues	\$ 100.00
Office Rent	\$ 1,287.00
Office Supplies	\$ 71.05
Field Supplies	\$ 130.10
Vehical Maintenance	\$ 122.59
Misc Expenses	\$ 90.84
Trees	\$ 3,707.32
MN Sales & Use Tax	\$ 2.71
<b>Total</b>	
	Cash Disbursements \$ 29,319.73
	Journal Entry Disbursements \$ 3.60

  
Signature

5-11-23  
Date

-V Chair

May 2023  
Financial Statement

ASSETS	<u>BEGINNING BALANCE</u>	<u>ACTUAL THIS MONTH</u>	<u>ACTUAL YEAR- TO-DATE</u>	<u>CURRENT BALANCE</u>
CASH	\$ 1,168,102.87	\$ (24,263.29)	\$ (95,716.39)	\$ 1,072,386.48
PETTY CASH	\$ 60.00	\$ -	\$ -	\$ 60.00
INVESTMENTS - <i>S&amp;W DESIGNATED RESERVE</i>	\$ 43,399.74		\$ (9,082.08)	\$ 34,317.66
INVESTMENTS - <i>SOIL CONSER. &amp; COST SHARE</i>	\$ 62,290.15	\$ -	\$ -	\$ 62,290.15
INVESTMENTS - <i>CAPITAL EQUIPMENT</i>	\$ 16,759.89	\$ -	\$ -	\$ 16,759.89
INVESTMENTS - <i>WINNEBAGO WATERSHED</i>	\$ 13,774.69		\$ 1,000.00	\$ 14,774.69
INVESTMENTS - <i>BEAR CREEK WATERSHED</i>	\$ 10,087.38		\$ 778.76	\$ 10,866.14
<b>TOTAL ASSETS</b>	<b>\$ 1,314,474.72</b>	<b>\$ (24,263.29)</b>	<b>\$ (103,019.71)</b>	<b>\$ 1,211,455.01</b>
<i>CASH REVENUE</i>	\$ 1,950.99			
<i>JOURNAL ENTERIES</i>	\$ (3.60)			
<i>CASH DISBURSEMENTS</i>	\$ 26,210.68			

<u>GRANTS</u>	<u>Expiration of Grant</u>	<u>Grant Beginning Balance</u>	<u>Disbursements</u>	<u>Actual Grant Start-to-Date</u>	<u>Grant Remaining Balance</u>
AIS (FY21)	None	\$22,713.00	\$1,137.53	\$13,073.50	\$9,639.50
AIS (FY22)	None	\$22,653.00	\$0.00	\$0.00	\$22,653.00
ARPA (Cost Share)	12/31/2026	\$250,000.00	\$0.00	\$30,233.07	\$219,766.93
Buffer Law (FY21)	12/31/2023	\$17,200.00	\$500.90	\$4,792.32	\$12,407.68
Buffer Law (FY22)	12/31/2024	\$17,000.00	\$0.00	\$0.00	\$17,000.00
Buffer Law (FY23)	12/31/2025	\$17,000.00	\$0.00	\$0.00	\$17,000.00
Cover Crop Demonstration Grant (Field Days/Events)	12/31/2023	\$3,000.00	\$0.00	\$2,391.00	\$609.00
Cover Crop Demonstration Grant (Soil Health Testing)	12/31/2023	\$12,000.00	\$0.00	\$5,431.09	\$6,568.91
Crooked Creek (FY23)	12/31/2023	\$19,000.00	\$4,822.14	\$12,431.09	\$6,568.91
FY23 Easement Delivery	6/30/2025	\$3,450.00	\$865.08	\$865.08	\$2,584.92
HELP Grant (Technical)	12/31/2024	\$12,000.00	\$0.00	\$5,374.09	\$6,625.91
HELP Grant (Admin)	12/31/2024	\$3,000.00	\$29.34	\$427.28	\$2,572.72
HELP Grant (Match)	12/31/2024	\$10,000.00	\$8.30	\$1,827.07	\$8,172.93
HELP Grant (Cost Share)	12/31/2024	\$25,000.00	\$0.00	\$0.00	\$25,000.00
FY21 Local Capacity Service Grant (Cost Share)	12/31/2023	\$15,000.00	\$0.00	\$10,945.50	\$4,054.50

May 2023  
Financial Statement

Local Capacity CY21 Amendment (County Appropriation)	12/31/2025	\$4,800.00	\$0.00	\$0.00	\$4,800.00
FY22 Local Capacity Service Grant (Admin)	12/31/2025	\$20,000.00	\$1,409.76	\$17,997.55	\$2,002.45
FY22 Local Capacity Service Grant (RIM)	12/31/2025	\$6,000.00	\$763.62	\$5,902.83	\$97.17
FY23 Local Capacity Service Grant (Technical)	12/31/2025	\$99,504.00	\$8,836.00	\$20,520.51	\$78,983.49
FY23 Local Capacity Service Grant (Admin)	12/31/2025	\$20,000.00	\$0.00	\$0.00	\$20,000.00
FY23 Local Capacity Service Grant (RIM)	12/31/2025	\$6,000.00	\$0.00	\$0.00	\$6,000.00
MACDE Education Grant	9/1/2024	\$1,222.50	\$0.00	\$862.28	\$360.22
MASWCD Contribution Agreement	12/31/2023	\$36,000.00	\$0.00	\$1,582.97	\$34,417.03
Nitrate Monitoring	6/30/2024	\$1,800.00	\$0.00	\$287.52	\$1,512.48
Root River 1W1P FY22/23 Technical Assistance	10/31/2024	\$45,000.00	\$853.63	\$23,720.09	\$21,279.91
Root River 1W1P FY22/23 Project Development	10/31/2024	\$50,000.00	\$2,361.04	\$9,919.02	\$40,080.98
Root River 1W1P FY22/23 Projects	10/31/2021	\$134,000.00	\$0.00	\$36,156.40	\$97,843.60
FY23 Soil Health Cost Share	12/31/2024	\$14,175.00	\$0.00	\$0.00	\$14,175.00
State Cost Share (FY22) Projects	12/31/2024	\$16,720.80	\$0.00	\$13,688.57	\$3,032.23
State Cost Share (FY23) - Technical & Admin.	12/31/2024	\$4,180.20	\$0.00	\$284.20	\$3,896.00
State Cost Share (FY23) Projects	12/31/2024	\$16,720.80	\$0.00	\$0.00	\$16,720.80
Water Plan (FY23)	12/31/2025	\$15,000.00	\$2,463.71	\$11,256.69	\$3,743.31
WCA (FY23)	12/31/2025	\$20,000.00	\$792.99	\$7,245.22	\$12,754.78
WinLac 1W1P Implementation - Admin	12/31/2025	\$24,000.00	\$0.00	\$0.00	\$24,000.00
WinLac 1W1P Implementation - Technical	12/31/2025	\$5,000.00	\$0.00	\$0.00	\$5,000.00
WinLac 1W1P Implementation - Cost Share	12/31/2025	\$22,000.00	\$0.00	\$0.00	\$22,000.00

REVENUE

DESCRIPTION	AMOUNT
Sale of Materials	\$ 169.12
Trees	\$ 1,035.25
Interest Income	\$ 546.76
Sales Tax	\$ 37.56
Refunds/Reimbursements (Shipping)	\$ 44.28
HELP Grant - 1st Qtr. 2023 Payment	\$ 118.02
<b>Total</b>	
	Cash Revenue \$ 1,950.99
	Journal Entry Revenue

DISBURSEMENTS

DESCRIPTION	AMOUNT
Salaries	\$ 17,488.03
Health Insurance	\$ 2,174.85
Life Insurance	\$ 4.50
Pera	\$ 1,311.60
FICA	\$ 1,061.60
Medicare	\$ 248.27
Telephone	\$ 50.00
Postage	\$ 3.60
Office Rent	\$ 1,287.00
Vehical Maintenance	\$ 295.08
Trees	\$ 314.00
ARPA - Project	\$ 200.00
Crooked Creek - Maintenance Expense	\$ 259.75
Local Capacity FY22 RIM - Copy of deeds	\$ 16.00
Water Plan - Push-Up Pond Projects	\$ 1,500.00
<b>Total</b>	
	Cash Disbursements \$ 26,210.68
	Journal Entry Disbursements \$ 3.60



Signature



Date

June 2023  
Root River SWCD Treasurer's Report

ASSETS	<u>BEGINNING</u> <u>BALANCE</u>	<u>ACTUAL THIS</u> <u>MONTH</u>	<u>ACTUAL YEAR-</u> <u>TO-DATE</u>	<u>CURRENT</u> <u>BALANCE</u>
CASH	\$ 1,168,102.87	\$ 36,350.53	\$ (59,365.86)	\$ 1,108,737.01
PETTY CASH	\$ 60.00	\$ -	\$ -	\$ 60.00
INVESTMENTS - <i>S&amp;W DESIGNATED RESERVE</i>	\$ 43,399.74		\$ (9,082.08)	\$ 34,317.66
INVESTMENTS - <i>SOIL CONSER. &amp; COST SHARE</i>	\$ 62,290.15	\$ -	\$ -	\$ 62,290.15
INVESTMENTS - <i>CAPITAL EQUIPMENT</i>	\$ 16,759.89	\$ -	\$ -	\$ 16,759.89
INVESTMENTS - <i>WINNEBAGO WATERSHED</i>	\$ 13,774.69		\$ 1,000.00	\$ 14,774.69
INVESTMENTS - <i>BEAR CREEK WATERSHED</i>	\$ 10,087.38		\$ 778.76	\$ 10,866.14
<b>TOTAL ASSETS</b>	<b>\$ 1,314,474.72</b>	<b>\$ 36,350.53</b>	<b>\$ (66,669.18)</b>	<b>\$ 1,247,805.54</b>
<i>CASH REVENUE</i>	\$ 586.18			
<i>JOURNAL ENTERIES</i>	\$ 74,328.52			
<i>CASH DISBURSEMENTS</i>	\$ 38,564.17			

<u>GRANTS</u>	<u>Expiration of</u> <u>Grant</u>	<u>Grant Beginning</u> <u>Balance</u>	<u>Disbursements</u>	<u>Actual Grant</u> <u>Start-to-Date</u>	<u>Grant</u> <u>Remaining</u> <u>Balance</u>
AIS (FY21)	None	\$22,713.00	\$101.63	\$13,175.13	\$9,537.87
AIS (FY22)	None	\$22,653.00	\$0.00	\$0.00	\$22,653.00
ARPA (Cost Share)	12/31/2026	\$250,000.00	\$1,217.24	\$31,450.31	\$218,549.69
Buffer Law (FY21)	12/31/2023	\$17,200.00	\$31.50	\$4,823.82	\$12,376.18
Buffer Law (FY22)	12/31/2024	\$17,000.00	\$0.00	\$0.00	\$17,000.00
Buffer Law (FY23)	12/31/2025	\$17,000.00	\$0.00	\$0.00	\$17,000.00
Cover Crop Demonstration Grant (Field Days/Events)	12/31/2023	\$3,000.00	\$0.00	\$2,391.00	\$609.00
Cover Crop Demonstration Grant (Soil Health Testing)	12/31/2023	\$12,000.00	\$0.00	\$5,431.09	\$6,568.91
Crooked Creek (FY23)	12/31/2023	\$19,000.00	\$590.38	\$13,021.47	\$5,978.53
FY23 Easement Delivery	6/30/2025	\$3,450.00	\$1,574.17	\$2,439.25	\$1,010.75
HELP Grant (Technical)	12/31/2024	\$12,000.00	\$288.64	\$5,662.73	\$6,337.27
HELP Grant (Admin)	12/31/2024	\$3,000.00	\$78.24	\$505.52	\$2,494.48
HELP Grant (Match)	12/31/2024	\$10,000.00	\$208.29	\$2,035.36	\$7,964.64
HELP Grant (Cost Share)	12/31/2024	\$25,000.00	\$0.00	\$0.00	\$25,000.00
Local Capacity CY20 Amendment (County Appropriation)	12/31/2023	\$14,000.00	\$0.00	\$0.00	\$14,400.00

July 2023  
Root River SWCD Treasurer's Report

ASSETS	<u>BEGINNING</u> <u>BALANCE</u>	<u>ACTUAL THIS</u> <u>MONTH</u>	<u>ACTUAL YEAR-</u> <u>TO-DATE</u>	<u>CURRENT</u> <u>BALANCE</u>
CASH	\$ 1,168,102.87	\$ 74,485.65	\$ 15,119.79	\$ 1,183,222.66
PETTY CASH	\$ 60.00	\$ -	\$ -	\$ 60.00
INVESTMENTS - <i>S&amp;W DESIGNATED RESERVE</i>	\$ 43,399.74		\$ (9,082.08)	\$ 34,317.66
INVESTMENTS - <i>SOIL CONSER. &amp; COST SHARE</i>	\$ 62,290.15	\$ -	\$ -	\$ 62,290.15
INVESTMENTS - <i>CAPITAL EQUIPMENT</i>	\$ 16,759.89	\$ -	\$ -	\$ 16,759.89
INVESTMENTS - <i>WINNEBAGO WATERSHED</i>	\$ 13,774.69	\$ 1,000.00	\$ 2,000.00	\$ 15,774.69
INVESTMENTS - <i>BEAR CREEK WATERSHED</i>	\$ 10,087.38	\$ 1,000.00	\$ 1,778.76	\$ 11,866.14
<b>TOTAL ASSETS</b>	<b>\$ 1,314,474.72</b>	<b>\$ 76,485.65</b>	<b>\$ 9,816.47</b>	<b>\$ 1,324,291.19</b>
<i>CASH REVENUE</i>	\$ 96,339.10			
<i>JOURNAL ENTERIES</i>	\$ 11,302.31			
<i>CASH DISBURSEMENTS</i>	\$ 33,155.76			

<u>GRANTS</u>	<u>Expiration of</u> <u>Grant</u>	<u>Grant Beginning</u> <u>Balance</u>	<u>Disbursements</u>	<u>Actual Grant</u> <u>Start-to-Date</u>	<u>Grant</u> <u>Remaining</u> <u>Balance</u>
AIS (FY21)	None	\$22,713.00	\$1,727.30	\$14,902.43	\$7,810.57
AIS (FY22)	None	\$22,653.00	\$0.00	\$0.00	\$22,653.00
AIS (FY23)	None	\$22,612.00	\$0.00	\$0.00	\$22,612.00
ARPA (Cost Share)	12/31/2026	\$250,000.00	\$0.00	\$31,450.31	\$218,549.69
Buffer Law (FY21)	12/31/2023	\$17,200.00	\$29.37	\$4,853.19	\$12,346.81
Buffer Law (FY22)	12/31/2024	\$17,000.00	\$0.00	\$0.00	\$17,000.00
Buffer Law (FY23)	12/31/2025	\$17,000.00	\$0.00	\$0.00	\$17,000.00
Cover Crop Demonstration Grant (Field Days/Events)	12/31/2023	\$3,000.00	\$0.00	\$2,391.00	\$609.00
Cover Crop Demonstration Grant (Soil Health Testing)	12/31/2023	\$12,000.00	\$0.00	\$5,431.09	\$6,568.91
Crooked Creek (FY23)	12/31/2023	\$19,000.00	-\$669.44	\$12,352.03	\$6,647.97
FY23 Easement Delivery	6/30/2025	\$3,450.00	\$937.18	\$3,376.43	\$73.57
HELP Grant (Technical)	12/31/2024	\$12,000.00	\$432.96	\$6,095.69	\$5,904.31
HELP Grant (Admin)	12/31/2024	\$3,000.00	\$140.62	\$646.14	\$2,353.86
HELP Grant (Match)	12/31/2024	\$10,000.00	\$174.36	\$2,209.72	\$7,790.28
HELP Grant (Cost Share)	12/31/2024	\$25,000.00	\$0.00	\$0.00	\$25,000.00

**July 2023**  
**Root River SWCD Treasurer's Report**


Local Capacity CY20 Amendment (County Appropriation)	12/31/2023	\$14,000.00	\$0.00	\$0.00	\$14,400.00
FY21 Local Capacity Service Grant (Cost Share)	12/31/2023	\$15,000.00	\$623.57	\$11,569.07	\$3,430.93
Local Capacity CY21 Amendment (County Appropriation)	12/31/2025	\$4,800.00	\$2,000.00	\$2,000.00	\$2,800.00
FY22 Local Capacity Service Grant (Admin)	12/31/2025	\$20,000.00	\$539.34	\$18,935.10	\$1,064.90
FY23 Local Capacity Service Grant (Technical)	12/31/2025	\$99,504.00	\$7,268.63	\$27,329.14	\$72,174.86
FY23 Local Capacity Service Grant (Admin)	12/31/2025	\$20,000.00	\$0.00	\$224.80	\$19,775.20
FY23 Local Capacity Service Grant (RIM)	12/31/2025	\$6,000.00	\$224.80	\$230.43	\$5,769.57
MACDE Education Grant	9/1/2024	\$1,222.50	\$418.36	\$1,280.64	-\$58.14
MASWCD Contribution Agreement	12/31/2023	\$36,000.00	\$804.90	\$2,387.87	\$33,612.13
Nitrate Monitoring	6/30/2024	\$1,800.00	\$14.68	\$302.20	\$1,497.80
Root River 1WIP FY20/21 Technical Assistance	12/31/2023	\$2,500.00	\$576.72	\$576.72	\$1,923.28
Root River 1WIP FY22/23 Technical Assistance	10/31/2024	\$45,000.00	\$0.00	\$26,119.61	\$18,880.39
Root River 1WIP FY22/23 Project Development	10/31/2024	\$50,000.00	\$1,851.27	\$11,976.62	\$38,023.38
Root River 1WIP FY22/23 Projects	10/31/2021	\$134,000.00	\$2,837.21	\$44,408.17	\$89,591.83
FY23 Soil Health Cost Share	12/31/2024	\$14,175.00	\$0.00	\$0.00	\$14,175.00
State Cost Share (FY23) - Technical & Admin.	12/31/2024	\$4,180.20	\$132.16	\$989.08	\$3,191.12
State Cost Share (FY23) Projects	12/31/2024	\$16,720.80	\$0.00	\$19.39	\$16,701.41
SWCD Aid	None	\$79,946.86	\$0.00	\$0.00	\$79,946.86
TSA7 Feedlot Water Quality - Cost Share	12/31/2024	\$100,000.00	\$0.00	\$0.00	\$100,000.00
Water Plan (FY23)	12/31/2025	\$15,000.00	\$249.09	\$10,742.13	\$4,257.87
WCA (FY23)	12/31/2025	\$20,000.00	\$923.82	\$12,119.47	\$7,880.53
WinLac 1WIP Implementation - Admin	12/31/2025	\$24,000.00	\$0.00	\$0.00	\$24,000.00
WinLac 1WIP Implementation - Technical	12/31/2025	\$5,000.00	\$0.00	\$0.00	\$5,000.00
WinLac 1WIP Implementation - Cost Share	12/31/2025	\$22,000.00	\$0.00	\$0.00	\$22,000.00

REVENUE

DESCRIPTION	AMOUNT
SWCD Aid Funds	\$ 79,946.86
Interest Income	\$ 155.61
JPB - First Half 2023 Payment	\$ 863.78
Crooked Creek - 2nd Qtr 2023 Payment	\$ 4,006.79
Aquatic Invasive Species - FY23	\$ 11,306.00
Root River 1W1P Project Development - 2nd Qtr 2023 Payment	\$ 6,695.62
Root River 1W1P Tech Asst - 2nd Qtr 2023 Payment	\$ 4,563.69
MDA Soil Health - 2nd Qtr 2023 Payment	\$ 106.75
<b>Total</b>	
	Cash Revenue \$ 96,339.10
	Journal Entry Revenue \$ 11,306.00

DISBURSEMENTS

DESCRIPTION	AMOUNT
Salaries	\$ 17,488.03
Health Insurance	\$ 2,174.85
Life Insurance	\$ 4.50
HSA/VEBA Contribution	\$ 1,406.25
Pera	\$ 1,311.60
FICA	1061.62
Medicare	\$ 248.27
Telephone	\$ 50.00
Postage	\$ 90.69
Registration/Training Fees	\$ 60.00
Office Rent	\$ 1,287.00
Vehical Maintenance	\$ 331.27
MACDE Education Grant Expenses	\$ 184.59
Local Capacity Projects	\$ 2,623.57
Root River 1W1P Projects	\$ 2,837.21
Transfer to Winnebago Watershed Investment Acct.	\$ 1,000.00
Transfer to Bear Creek Watershed Investment Acct.	\$ 1,000.00
<b>Total</b>	
	Cash Disbursements \$ 33,155.76
	Journal Entry Disbursements \$ 3.69



Signature

9-14-23

Date

June 2023

Root River SWCD Treasurer's Report


FY21 Local Capacity Service Grant (Cost Share)	12/31/2023	\$15,000.00	\$0.00	\$10,945.50	\$4,054.50
Local Capacity CY21 Amendment (County Appropriation)	12/31/2025	\$4,800.00	\$0.00	\$0.00	\$4,800.00
FY22 Local Capacity Service Grant (Admin)	12/31/2025	\$20,000.00	\$398.21	\$18,395.76	\$1,604.24
FY22 Local Capacity Service Grant (RIM)	12/31/2025	\$6,000.00	\$97.17	\$6,000.00	\$0.00
FY23 Local Capacity Service Grant (Technical)	12/31/2025	\$99,504.00	\$6,808.63	\$27,329.14	\$72,174.86
FY23 Local Capacity Service Grant (Admin)	12/31/2025	\$20,000.00	\$0.00	\$0.00	\$20,000.00
FY23 Local Capacity Service Grant (RIM)	12/31/2025	\$6,000.00	\$5.63	\$5.63	\$5,994.37
MACDE Education Grant	9/1/2024	\$1,222.50	\$0.00	\$862.28	\$360.22
MASWCD Contribution Agreement	12/31/2023	\$36,000.00	\$0.00	\$1,582.97	\$34,417.03
Nitrate Monitoring	6/30/2024	\$1,800.00	\$0.00	\$287.52	\$1,512.48
Root River 1WIP FY22/23 Technical Assistance	10/31/2024	\$45,000.00	\$2,399.52	\$26,119.61	\$18,880.39
Root River 1WIP FY22/23 Project Development	10/31/2024	\$50,000.00	\$206.33	\$10,125.35	\$39,874.65
Root River 1WIP FY22/23 Projects	10/31/2021	\$134,000.00	\$5,414.56	\$41,570.96	\$92,429.04
FY23 Soil Health Cost Share	12/31/2024	\$14,175.00	\$0.00	\$0.00	\$14,175.00
State Cost Share (FY22) Projects	12/31/2024	\$16,720.80	\$3,032.23	\$16,720.80	\$0.00
State Cost Share (FY23) - Technical & Admin.	12/31/2024	\$4,180.20	\$572.72	\$856.92	\$3,323.28
State Cost Share (FY23) Projects	12/31/2024	\$16,720.80	\$19.39	\$19.39	\$16,701.41
TSA7 Feedlot Water Quality - Cost Share	12/31/2024	\$100,000.00	\$0.00	\$0.00	\$100,000.00
TSA7 Feedlot Water Quality - Technical	12/31/2024	\$2,000.00	\$0.00	\$0.00	\$2,000.00
Water Plan (FY23)	12/31/2025	\$15,000.00	-\$763.65	\$10,493.04	\$4,506.96
WCA (FY23)	12/31/2025	\$20,000.00	\$3,950.43	\$11,195.65	\$8,804.35
WinLac 1WIP Implementation - Admin	12/31/2025	\$24,000.00	\$0.00	\$0.00	\$24,000.00
WinLac 1WIP Implementation - Technical	12/31/2025	\$5,000.00	\$0.00	\$0.00	\$5,000.00
WinLac 1WIP Implementation - Cost Share	12/31/2025	\$22,000.00	\$0.00	\$0.00	\$22,000.00

REVENUE

DESCRIPTION	AMOUNT
County Appropriation - 2023 First Half	\$ 62,500.00
County Appropriation - Bear Creek Watershed - 2023 First Half	\$ 1,000.00
Interest Income	\$ 160.38
Refunds/Reimbursements	\$ 425.80
County Appropriation - Winnebago Watershed - 2023 First Half	\$ 1,000.00
WCA - 2nd Qtr. Payment	\$ 3,396.45
Water Plan - 2nd Qtr. Payment	\$ 3,735.50
Water Plan - 2nd Qtr. Payment - County Levy	\$ 2,091.12
WinLaC 1W1P	\$ 612.65
<b>Total</b>	
	Cash Revenue \$ 586.18
	Journal Entry Revenue \$ 74,335.72 \$ 74,921.90

DISBURSEMENTS

DESCRIPTION	AMOUNT
Salaries	\$ 17,488.00
Per Diem	\$ 3,125.00
Health Insurance	\$ 2,174.85
Life Insurance	\$ 94.50
Pera	\$ 1,311.60
FICA	\$ 1,255.35
Medicare	\$ 293.59
Telephone	\$ 50.00
Postage	\$ 7.20
Mileage	\$ 467.53
Office Rent	\$ 1,287.00
Field Supplies	\$ 26.38
Vehical Maintenance	\$ 328.40
Trees	\$ 181.28
Education, Awards & Tours	\$ 71.37
Root River 1W1P Project	\$ 6,431.80
Root River 1W1P Meeting Expenses	\$ 425.80
ARPA	\$ 3,051.72
Water Plan - Pond Clean Out Projects	\$ 500.00
<b>Total</b>	
	Cash Disbursements \$ 38,564.17
	Journal Entry Disbursements \$ 7.20



Signature



Date

**August 2023**  
**Root River SWCD Treasurer's Report**

<b>ASSETS</b>	<b><u>BEGINNING</u></b>	<b><u>ACTUAL THIS</u></b>	<b><u>ACTUAL YEAR-</u></b>	<b><u>CURRENT</u></b>
	<b><u>BALANCE</u></b>	<b><u>MONTH</u></b>	<b><u>TO-DATE</u></b>	<b><u>BALANCE</u></b>
CASH	\$ 1,168,102.87	\$ (32,831.71)	\$ (17,711.92)	\$ 1,150,390.95
PETTY CASH	\$ 60.00	\$ -	\$ -	\$ 60.00
INVESTMENTS - <i>S&amp;W DESIGNATED RESERVE</i>	\$ 43,399.74		\$ (9,082.08)	\$ 34,317.66
INVESTMENTS - <i>SOIL CONSER. &amp; COST SHARE</i>	\$ 62,290.15	\$ -	\$ -	\$ 62,290.15
INVESTMENTS - <i>CAPITAL EQUIPMENT</i>	\$ 16,759.89	\$ -	\$ -	\$ 16,759.89
INVESTMENTS - <i>WINNEBAGO WATERSHED</i>	\$ 13,774.69		\$ 2,000.00	\$ 15,774.69
INVESTMENTS - <i>BEAR CREEK WATERSHED</i>	\$ 10,087.38		\$ 1,778.76	\$ 11,866.14
<b>TOTAL ASSETS</b>	<b>\$ 1,314,474.72</b>	<b>\$ (32,831.71)</b>	<b>\$ (23,015.24)</b>	<b>\$ 1,291,459.48</b>
<i>CASH REVENUE</i>	\$ 7,725.24			
<i>JOURNAL ENTERIES</i>	\$ 3.78			
<i>CASH DISBURSEMENTS</i>	\$ 40,553.17			

<b><u>GRANTS</u></b>	<b><u>Expiration of</u></b>	<b><u>Grant Beginning</u></b>	<b><u>Disbursements</u></b>	<b><u>Actual Grant</u></b>	<b><u>Grant</u></b>
	<b><u>Grant</u></b>	<b><u>Balance</u></b>		<b><u>Start-to-Date</u></b>	<b><u>Remaining</u></b>
					<b><u>Balance</u></b>
AIS (FY21)	None	\$22,713.00	\$3,704.14	\$18,606.57	\$4,106.43
AIS (FY22)	None	\$22,653.00	\$0.00	\$0.00	\$22,653.00
AIS (FY23)	None	\$22,612.00	\$0.00	\$0.00	\$22,612.00
ARPA (Cost Share)	12/31/2026	\$250,000.00	\$0.00	\$31,450.31	\$218,549.69
Buffer Law (FY21)	12/31/2023	\$17,200.00	\$585.62	\$5,438.81	\$11,761.19
Buffer Law (FY22)	12/31/2024	\$17,000.00	\$0.00	\$0.00	\$17,000.00
Buffer Law (FY23)	12/31/2025	\$17,000.00	\$0.00	\$0.00	\$17,000.00
Cover Crop Demonstration Grant (Field Days/Events)	12/31/2023	\$3,000.00	\$500.00	\$2,891.00	\$109.00
Cover Crop Demonstration Grant (Soil Health Testing)	12/31/2023	\$12,000.00	\$0.00	\$5,431.09	\$6,568.91
Crooked Creek (FY23)	12/31/2023	\$19,000.00	\$1,782.58	\$14,134.61	\$4,865.39
FY23 Easement Delivery	6/30/2025	\$3,450.00	\$73.57	\$3,450.00	\$0.00
HELP Grant (Technical)	12/31/2024	\$12,000.00	\$938.08	\$7,033.77	\$4,966.23
HELP Grant (Admin)	12/31/2024	\$3,000.00	\$68.46	\$714.60	\$2,285.40
HELP Grant (Match)	12/31/2024	\$10,000.00	\$307.19	\$2,516.91	\$7,483.09
HELP Grant (Cost Share)	12/31/2024	\$25,000.00	\$0.00	\$0.00	\$25,000.00

**August 2023**  
**Root River SWCD Treasurer's Report**

Local Capacity CY20 Amendment (County Appropriation)	12/31/2023	\$14,000.00	\$0.00	\$0.00	\$14,400.00
FY21 Local Capacity Service Grant (Cost Share)	12/31/2023	\$15,000.00	\$3,430.93	\$15,000.00	\$0.00
Local Capacity CY21 Amendment (County Appropriation)	12/31/2025	\$4,800.00	\$0.00	\$2,000.00	\$2,800.00
FY22 Local Capacity Service Grant (Admin)	12/31/2025	\$20,000.00	\$1,064.90	\$20,000.00	\$0.00
FY23 Local Capacity Service Grant (Technical)	12/31/2025	\$99,504.00	\$23,879.99	\$51,209.13	\$48,294.87
FY23 Local Capacity Service Grant (Admin)	12/31/2025	\$20,000.00	\$543.25	\$768.05	\$19,231.95
FY23 Local Capacity Service Grant (RIM)	12/31/2025	\$6,000.00	\$1,859.89	\$2,090.32	\$3,909.68
MASWCD Contribution Agreement	12/31/2023	\$36,000.00	\$2,361.04	\$4,748.91	\$31,251.09
Nitrate Monitoring	6/30/2024	\$1,800.00	\$0.00	\$302.20	\$1,497.80
Root River 1W1P FY20/21 Technical Assistance	12/31/2023	\$2,500.00	\$1,923.28	\$2,500.00	\$0.00
Root River 1W1P FY20/21 Projects	12/31/2023	\$2,809.10	\$2,809.10	\$2,809.10	\$0.00
Root River 1W1P FY22/23 Technical Assistance	10/31/2024	\$45,000.00	\$876.58	\$26,996.19	\$18,003.81
Root River 1W1P FY22/23 Project Development	10/31/2024	\$50,000.00	\$501.37	\$12,477.99	\$37,522.01
Root River 1W1P FY22/23 Projects	10/31/2021	\$134,000.00	\$8,257.79	\$52,665.96	\$81,334.04
FY23 Soil Health Cost Share	12/31/2024	\$14,175.00	\$0.00	\$0.00	\$14,175.00
State Cost Share (FY23) - Technical & Admin.	12/31/2024	\$4,180.20	\$0.00	\$989.08	\$3,191.12
State Cost Share (FY23) Projects	12/31/2024	\$16,720.80	\$0.00	\$19.39	\$16,701.41
SWCD Aid	None	\$79,946.86	\$0.00	\$0.00	\$79,946.86
TSA7 Feedlot Water Quality - Cost Share	12/31/2024	\$100,000.00	\$0.00	\$0.00	\$100,000.00
Water Plan (FY23)	12/31/2025	\$15,000.00	\$2,139.16	\$12,881.29	\$2,118.71
WCA (FY23)	12/31/2025	\$20,000.00	\$1,858.43	\$13,977.90	\$6,022.10
WinLac 1W1P Implementation - Admin	12/31/2025	\$24,000.00	\$851.73	\$851.73	\$23,148.27
WinLac 1W1P Implementation - Technical	12/31/2025	\$5,000.00	\$0.00	\$0.00	\$5,000.00
WinLac 1W1P Implementation - Cost Share	12/31/2025	\$22,000.00	\$0.00	\$0.00	\$22,000.00

REVENUE

DESCRIPTION	AMOUNT
Interest Income	\$ 161.19
Nitrate Monitoring Network - 2nd Qtr. 2023 Payment	\$ 146.85
HELP Grant - 2nd Qtr. 2023 Payment	\$ 2,002.64
1W1P - Root River - Cost Share Payment	\$ 5,414.56
<b>Total</b>	
	Cash Revenue \$ 7,725.24
	Journal Entry Revenue \$ -
	Transfer of Funds Revenue \$ -

DISBURSEMENTS

DESCRIPTION	AMOUNT
Salaries	\$ 17,488.01
Health Insurance	\$ 2,174.85
Life Insurance	\$ 4.50
Pera	\$ 1,311.60
FICA	\$ 1,061.60
Medicare	\$ 248.27
Telephone	\$ 50.00
Postage	\$ 3.78
Membership Dues	\$ 40.00
Office Rent	\$ 1,287.00
IT Support - Adobe Software Renewal	\$ 256.37
Office Supplies	\$ 177.99
Vehical Maintenance	\$ 265.26
Misc Expenses	\$ 50.26
MACDE Education Grant	\$ 583.13
Aquatic Invasive Species	\$ 496.66
Buffer Law - Field Supplies	\$ 115.85
Local Capacity FY21 Projects	\$ 3,430.93
1W1P Root River Cost Share Project	\$ 11,066.89
Water Plan - Pond Clean Out Projects	\$ 444.00
<b>Total</b>	
	Cash Disbursements \$ 40,553.17
	Journal Entry Disbursements \$ 3.78
	Transfer of Funds Disbursements \$ -



Signature



Date

September 2023  
Root River SWCD Treasurer's Report

ASSETS	<u>BEGINNING</u> <u>BALANCE</u>	<u>ACTUAL THIS</u> <u>MONTH</u>	<u>ACTUAL</u> <u>YEAR-TO-</u> <u>DATE</u>	<u>CURRENT</u> <u>BALANCE</u>
CASH	\$ 1,168,102.87	\$ (24,873.43)	\$ (42,585.35)	\$ 1,125,517.52
PETTY CASH	\$ 60.00	\$ -	\$ -	\$ 60.00
INVESTMENTS - <i>S&amp;W DESIGNATED RESERVE</i>	\$ 43,399.74	\$ -	\$ (9,082.08)	\$ 34,317.66
INVESTMENTS - <i>SOIL CONSER. &amp; COST SHARE</i>	\$ 62,290.15	\$ -	\$ -	\$ 62,290.15
INVESTMENTS - <i>CAPITAL EQUIPMENT</i>	\$ 16,759.89	\$ -	\$ -	\$ 16,759.89
INVESTMENTS - <i>WINNEBAGO WATERSHED</i>	\$ 13,774.69		\$ 2,000.00	\$ 15,774.69
INVESTMENTS - <i>BEAR CREEK WATERSHED</i>	\$ 10,087.38		\$ 1,778.76	\$ 11,866.14
<b>TOTAL ASSETS</b>	<b>\$ 1,314,474.72</b>	<b>\$ (24,873.43)</b>	<b>\$ (47,888.67)</b>	<b>\$ 1,266,586.05</b>
<i>CASH REVENUE</i>	\$ 19,757.68			
<i>JOURNAL ENTERIES</i>	\$ 8,612.65			
<i>CASH DISBURSEMENTS</i>	\$ 53,243.76			

<u>GRANTS</u>	<u>Expiration</u> <u>of Grant</u>	<u>Grant</u> <u>Beginning</u> <u>Balance</u>	<u>Disbursements</u>	<u>Actual Grant</u> <u>Start-to-Date</u>	<u>Grant</u> <u>Remaining</u> <u>Balance</u>
AIS (FY21)	None	\$22,713.00	\$327.93	\$18,934.50	\$3,778.50
AIS (FY22)	None	\$22,653.00	\$0.00	\$0.00	\$22,653.00
AIS (FY23)	None	\$22,612.00	\$0.00	\$0.00	\$22,612.00
ARPA (Cost Share)	12/31/2026	\$250,000.00	\$0.00	\$31,450.31	\$218,549.69
Buffer Law (FY21)	12/31/2023	\$17,200.00	\$232.20	\$5,671.01	\$11,528.99
Buffer Law (FY22)	12/31/2024	\$17,000.00	\$0.00	\$0.00	\$17,000.00
Buffer Law (FY23)	12/31/2025	\$17,000.00	\$0.00	\$0.00	\$17,000.00
Buffer Law (FY24)	12/31/2026	\$20,000.00	\$0.00	\$20,000.00	\$20,000.00
FY24 Conservation Contracts (Technical & Admin)	12/31/2025	\$4,738.00	\$0.00	\$0.00	\$4,738.00
FY24 Conservation Contracts (Cost Share)	12/31/2025	\$18,952.00	\$0.00	\$0.00	\$18,952.00
FY25 Conservation Contracts (Technical & Admin)	12/31/2025	\$4,738.00	\$0.00	\$0.00	\$4,738.00
FY25 Conservation Contracts (Cost Share)	12/31/2025	\$18,952.00	\$0.00	\$0.00	\$18,952.00
FY24 Conservation Delivery	12/31/2025	\$22,505.00	\$0.00	\$0.00	\$22,505.00
FY25 Conservation Delivery	12/31/2025	\$22,505.00	\$0.00	\$0.00	\$22,505.00
Cover Crop Demonstration Grant (Field Days/Events)	12/31/2023	\$3,000.00	\$0.00	\$2,891.00	\$109.00

September 2023  
Root River SWCD Treasurer's Report

Cover Crop Demonstration Grant (Soil Health Testing)	12/31/2023	\$12,000.00	\$0.00	\$5,431.09	\$6,568.91
Crooked Creek (FY23)	12/31/2023	\$19,000.00	\$625.39	\$14,760.00	\$4,240.00
HELP Grant (Technical)	12/31/2024	\$12,000.00	\$0.00	\$7,033.77	\$4,966.23
HELP Grant (Admin)	12/31/2024	\$3,000.00	\$268.42	\$983.02	\$2,016.98
HELP Grant (Match)	12/31/2024	\$10,000.00	\$61.09	\$2,578.00	\$7,422.00
HELP Grant (Cost Share)	12/31/2024	\$25,000.00	\$0.00	\$0.00	\$25,000.00
Local Capacity CY20 Amendment (County Appropriation)	12/31/2023	\$14,000.00	\$2,000.00	\$2,000.00	\$12,400.00
Local Capacity CY21 Amendment (County Appropriation)	12/31/2025	\$4,800.00	\$0.00	\$2,000.00	\$2,800.00
FY23 Local Capacity Service Grant (Technical)	12/31/2025	\$99,504.00	\$22,905.22	\$74,114.35	\$25,389.65
FY23 Local Capacity Service Grant (Admin)	12/31/2025	\$20,000.00	\$559.78	\$1,327.83	\$18,672.17
FY23 Local Capacity Service Grant (RIM)	12/31/2025	\$6,000.00	\$587.29	\$2,677.61	\$3,322.39
Nitrate Monitoring	6/30/2024	\$1,800.00	\$29.37	\$302.20	\$1,497.80
Root River 1W1P FY22/23 Technical Assistance	10/31/2024	\$45,000.00	\$261.91	\$27,258.10	\$17,741.90
Root River 1W1P FY22/23 Project Development	10/31/2024	\$50,000.00	\$781.37	\$13,259.36	\$36,740.64
Root River 1W1P FY22/23 Projects	10/31/2021	\$134,000.00	\$8,904.00	\$61,569.96	\$72,430.04
FY23 Soil Health Cost Share	12/31/2024	\$14,175.00	\$0.00	\$0.00	\$14,175.00
State Cost Share (FY23) - Technical & Admin.	12/31/2024	\$4,180.20	\$266.59	\$1,255.67	\$2,924.53
State Cost Share (FY23) Projects	12/31/2024	\$16,720.80	\$0.00	\$19.39	\$16,701.41
SWCD Aid	None	\$79,946.86	\$0.00	\$0.00	\$79,946.86
TSA7 Feedlot Water Quality - Cost Share	12/31/2024	\$100,000.00	\$0.00	\$0.00	\$100,000.00
Water Plan (FY23)	12/31/2025	\$15,000.00	\$1,941.52	\$14,822.81	\$177.19
WCA (FY23)	12/31/2025	\$20,000.00	\$368.01	\$14,345.91	\$5,654.09
WinLac 1W1P Implementation - Admin	12/31/2025	\$24,000.00	\$1,027.95	\$1,879.68	\$22,120.32
WinLac 1W1P Implementation - Technical	12/31/2025	\$5,000.00	\$0.00	\$0.00	\$5,000.00
WinLac 1W1P Implementation - Cost Share	12/31/2025	\$22,000.00	\$0.00	\$0.00	\$22,000.00

REVENUE

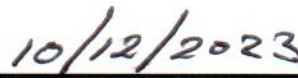
DESCRIPTION	AMOUNT
Interest Income	\$ 161.60
WCA - 3rd Qtr. Payment	\$ 2,156.44
1W1P - Root River - Payments	\$ 19,596.08
Water Plan - 3rd Qtr. Payment	\$ 3,179.58
Water Plan - 3rd Qtr. Payment - County Levy	\$ 3,283.56
Transfer from Bear Creek Investment Acct.	
<b>Total</b>	
Cash Revenue	\$ 19,757.68
Journal Entry Revenue	\$ 8,619.58
Transfer of Funds Revenue	\$ -

DISBURSEMENTS

DESCRIPTION	AMOUNT
Salaries	\$ 26,232.01
Per Diem	\$ 2,375.00
Health Insurance	\$ 2,174.85
Life Insurance	\$ 94.50
Pera	\$ 1,967.40
FICA	\$ 1,750.98
Medicare	\$ 409.51
Telephone	\$ 50.00
Postage	\$ 6.93
Publications, Brochures, Newsletters	\$ 354.00
Registration/Training Fees	\$ 270.00
Mileage	\$ 333.08
Office Rent	\$ 1,287.00
Vehical Maintenance	\$ 246.09
Computer Hardware/Software	\$ 2,070.34
Education, Awards & Tours	\$ 50.00
Aquatic Invasive Species - Education	\$ 75.00
Local Capacity FY21 CM (2020) CWMA Project	\$ 2,000.00
1W1P Root River Cost Share Project	\$ 8,904.00
Water Plan - Education	\$ 100.00
Water Plan - Pond Clean Out Projects	\$ 2,500.00
<b>Total</b>	
Cash Disbursements	\$ 53,243.76
Journal Entry Disbursements	\$ 6.93
Transfer of Funds Disbursements	\$ -



Signature



Date

October 2023  
Root River SWCD Treasurer's Report

ASSETS	<u>BEGINNING</u> <u>BALANCE</u>	<u>ACTUAL THIS</u> <u>MONTH</u>	<u>ACTUAL</u> <u>YEAR-TO-</u> <u>DATE</u>	<u>CURRENT</u> <u>BALANCE</u>
CASH	\$ 1,168,102.87	\$ 82,432.50	\$ 39,847.15	\$ 1,207,950.02
PETTY CASH	\$ 60.00	\$ -	\$ -	\$ 60.00
INVESTMENTS - <i>S&amp;W DESIGNATED RESERVE</i>	\$ 43,399.74	\$ -	\$ (9,082.08)	\$ 34,317.66
INVESTMENTS - <i>SOIL CONSER. &amp; COST SHARE</i>	\$ 62,290.15	\$ -	\$ -	\$ 62,290.15
INVESTMENTS - <i>CAPITAL EQUIPMENT</i>	\$ 16,759.89	\$ -	\$ -	\$ 16,759.89
INVESTMENTS - <i>WINNEBAGO WATERSHED</i>	\$ 13,774.69	\$ -	\$ 2,000.00	\$ 15,774.69
INVESTMENTS - <i>BEAR CREEK WATERSHED</i>	\$ 10,087.38	\$ -	\$ 1,778.76	\$ 11,866.14
<b>TOTAL ASSETS</b>	<b>\$ 1,314,474.72</b>	<b>\$ 82,432.50</b>	<b>\$ 34,543.83</b>	<b>\$ 1,349,018.55</b>
<i>CASH REVENUE</i>	\$ 116,900.55			
<i>JOURNAL ENTERIES</i>	\$ 3.15			
<i>CASH DISBURSEMENTS</i>	\$ 34,464.90			

<u>GRANTS</u>	<u>Expiration of</u> <u>Grant</u>	<u>Grant</u> <u>Beginning</u> <u>Balance</u>	<u>Disbursements</u>	<u>Actual Grant</u> <u>Start-to-Date</u>	<u>Grant</u> <u>Remaining</u> <u>Balance</u>
AIS (FY21)	None	\$22,713.00	\$3,623.19	\$19,262.43	\$155.31
AIS (FY22)	None	\$22,653.00	\$0.00	\$0.00	\$22,653.00
AIS (FY23)	None	\$22,612.00	\$0.00	\$0.00	\$22,612.00
ARPA (Cost Share)	12/31/2026	\$250,000.00	\$0.00	\$31,450.31	\$218,549.69
Buffer Law (FY21)	12/31/2023	\$17,200.00	\$0.00	\$5,903.21	\$11,528.99
Buffer Law (FY22)	12/31/2024	\$17,000.00	\$0.00	\$0.00	\$17,000.00
Buffer Law (FY23)	12/31/2025	\$17,000.00	\$0.00	\$0.00	\$17,000.00
Buffer Law (FY24)	12/31/2026	\$20,000.00	\$0.00	\$0.00	\$20,000.00
FY24 Conservation Contracts (Technical & Admin)	12/31/2025	\$4,738.00	\$0.00	\$0.00	\$4,738.00
FY24 Conservation Contracts (Cost Share)	12/31/2025	\$18,952.00	\$0.00	\$0.00	\$18,952.00
FY25 Conservation Contracts (Technical & Admin)	12/31/2025	\$4,738.00	\$0.00	\$0.00	\$4,738.00
FY25 Conservation Contracts (Cost Share)	12/31/2025	\$18,952.00	\$0.00	\$0.00	\$18,952.00
FY24 Conservation Delivery	12/31/2025	\$22,505.00	\$0.00	\$0.00	\$22,505.00
FY25 Conservation Delivery	12/31/2025	\$22,505.00	\$0.00	\$0.00	\$22,505.00
Cover Crop Demonstration Grant (Field Days/Events)	12/31/2023	\$3,000.00	\$109.00	\$3,000.00	\$0.00

**October 2023**  
**Root River SWCD Treasurer's Report**

Cover Crop Demonstration Grant (Soil Health Testing)	12/31/2023	\$12,000.00	\$1,431.49	\$6,862.58	\$5,137.42
Crooked Creek (FY23)	12/31/2023	\$19,000.00	\$851.53	\$15,611.53	\$3,388.47
HELP Grant (Technical)	12/31/2024	\$12,000.00	\$108.24	\$7,033.77	\$4,857.99
HELP Grant (Admin)	12/31/2024	\$3,000.00	\$39.12	\$1,022.14	\$1,977.86
HELP Grant (Match)	12/31/2024	\$10,000.00	\$102.40	\$2,680.40	\$7,319.60
HELP Grant (Cost Share)	12/31/2024	\$25,000.00	\$0.00	\$0.00	\$25,000.00
Local Capacity CY20 Amendment (County Appropriation)	12/31/2023	\$14,000.00	\$1,700.00	\$3,700.00	\$10,700.00
Local Capacity CY21 Amendment (County Appropriation)	12/31/2025	\$4,800.00	\$975.00	\$2,975.00	\$1,825.00
FY23 Local Capacity Service Grant (Technical)	12/31/2025	\$99,504.00	\$12,857.41	\$86,971.76	\$12,532.24
FY23 Local Capacity Service Grant (Admin)	12/31/2025	\$20,000.00	\$930.27	\$2,258.10	\$17,741.90
FY23 Local Capacity Service Grant (RIM)	12/31/2025	\$6,000.00	\$300.54	\$2,978.15	\$3,021.85
Nitrate Monitoring	6/30/2024	\$1,800.00	\$396.50	\$698.70	\$1,101.30
Root River 1W1P FY22/23 Technical Assistance	10/31/2024	\$45,000.00	\$0.00	\$27,258.10	\$17,741.90
Root River 1W1P FY22/23 Project Development	10/31/2024	\$50,000.00	\$751.24	\$14,010.60	\$35,989.40
Root River 1W1P FY22/23 Projects	10/31/2021	\$134,000.00	\$0.00	\$61,569.96	\$72,430.04
FY23 Soil Health Cost Share	12/31/2024	\$14,175.00	\$0.00	\$0.00	\$14,175.00
State Cost Share (FY23) - Technical & Admin.	12/31/2024	\$4,180.20	\$14.68	\$1,270.35	\$2,909.85
State Cost Share (FY23) Projects	12/31/2024	\$16,720.80	\$0.00	\$19.39	\$16,701.41
SWCD Aid	None	\$79,946.86	\$0.00	\$0.00	\$79,946.86
TSA7 Feedlot Water Quality - Cost Share	12/31/2024	\$100,000.00	\$0.00	\$0.00	\$100,000.00
Water Plan (FY23)	12/31/2025	\$15,000.00	\$1,101.31	\$15,924.12	-\$924.12
WCA (FY23)	12/31/2025	\$20,000.00	\$432.54	\$14,778.45	\$5,221.55
WinLac 1W1P Implementation - Admin	12/31/2025	\$24,000.00	\$822.36	\$2,702.04	\$21,297.96
WinLac 1W1P Implementation - Technical	12/31/2025	\$5,000.00	\$0.00	\$0.00	\$5,000.00
WinLac 1W1P Implementation - Cost Share	12/31/2025	\$22,000.00	\$0.00	\$0.00	\$22,000.00

REVENUE

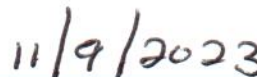
DESCRIPTION	AMOUNT
Sale of Materials	\$ 46.78
Trees	\$ 569.00
Interest Income	\$ 156.79
Sales Tax	\$ 42.34
State Cost Share - FY24 & FY25	\$ 47,380.00
Conservation Delivery - FY24 & FY25	\$ 45,010.00
Crooked Creek - 3rd Qtr 2023 Payment	\$ 3,695.64
Buffer Implementation - FY24	\$ 20,000.00
<b>Total</b>	
	Cash Revenue \$ 116,900.55
	Journal Entry Revenue \$ -

DISBURSEMENTS

DESCRIPTION	AMOUNT
Salaries	\$ 17,488.00
Health Insurance	\$ 2,174.85
Life Insurance	\$ 4.50
HSA/VEBA Contribution	\$ 1,406.25
Pera	\$ 1,311.60
FICA	\$ 1,061.60
Medicare	\$ 248.27
Telephone	\$ 50.00
Postage	\$ 3.15
Office Rent	\$ 1,287.00
IT Support - Trimble Maintenance Agreement	\$ 846.00
Office Supplies	\$ 221.28
Vehical Maintenance	\$ 502.98
Trees	\$ 2,477.00
Education, Awards & Tours	\$ 90.43
ARPA - Projects	\$ 200.00
Local Capacity - Mileage reimbursement	\$ 11.14
Local Capacity - Projects	\$ 2,675.00
Cover Crop Demo Grant - Education reimbursement	\$ 109.00
Water Plan - Push-Up Pond Projects	\$ 800.00
Water Plan - Pond Clean Out Projects	\$ 1,500.00
<b>Total</b>	
	Cash Disbursements \$ 34,464.90
	Journal Entry Disbursements \$ 3.15



Signature



Date

**November 2023**  
**Root River SWCD Treasurer's Report**

ASSETS	<u>BEGINNING</u> <u>BALANCE</u>	<u>ACTUAL THIS</u> <u>MONTH</u>	<u>ACTUAL</u> <u>YEAR-TO-</u> <u>DATE</u>	<u>CURRENT</u> <u>BALANCE</u>
CASH	\$ 1,168,102.87	\$ (55,119.00)	\$ (15,271.85)	\$ 1,152,831.02
PETTY CASH	\$ 60.00	\$ -	\$ -	\$ 60.00
INVESTMENTS - <i>S&amp;W DESIGNATED RESERVE</i>	\$ 43,399.74	\$ -	\$ (9,082.08)	\$ 34,317.66
INVESTMENTS - <i>SOIL CONSER. &amp; COST SHARE</i>	\$ 62,290.15	\$ -	\$ -	\$ 62,290.15
INVESTMENTS - <i>CAPITAL EQUIPMENT</i>	\$ 16,759.89	\$ -	\$ -	\$ 16,759.89
INVESTMENTS - <i>WINNEBAGO WATERSHED</i>	\$ 13,774.69	\$ -	\$ 2,000.00	\$ 15,774.69
INVESTMENTS - <i>BEAR CREEK WATERSHED</i>	\$ 10,087.38	\$ -	\$ 1,778.76	\$ 11,866.14
<b>TOTAL ASSETS</b>	<b>\$ 1,314,474.72</b>	<b>\$ (55,119.00)</b>	<b>\$ (20,575.17)</b>	<b>\$ 1,293,899.55</b>
<i>CASH REVENUE</i>	\$ 9,218.76			
<i>JOURNAL ENTERIES</i>	\$ 1,375.98			
<i>CASH DISBURSEMENTS</i>	\$ 65,713.74			

<u>GRANTS</u>	<u>Expiration of</u> <u>Grant</u>	<u>Grant</u> <u>Beginning</u> <u>Balance</u>	<u>Disbursements</u>	<u>Actual Grant</u> <u>Start-to-Date</u>	<u>Grant</u> <u>Remaining</u> <u>Balance</u>
AIS (FY21)	None	\$22,713.00	\$155.31	\$22,713.00	\$0.00
AIS (FY22)	None	\$22,653.00	\$672.01	\$672.01	\$21,980.99
AIS (FY23)	None	\$22,612.00	\$0.00	\$0.00	\$22,612.00
ARPA (Cost Share)	12/31/2026	\$250,000.00	\$0.00	\$31,450.31	\$218,549.69
Buffer Law (FY21)	12/31/2023	\$17,200.00	\$9,107.73	\$14,778.74	\$2,421.26
Buffer Law (FY22)	12/31/2024	\$17,000.00	\$0.00	\$0.00	\$17,000.00
Buffer Law (FY23)	12/31/2025	\$17,000.00	\$0.00	\$0.00	\$17,000.00
Buffer Law (FY24)	12/31/2026	\$20,000.00	\$0.00	\$0.00	\$20,000.00
FY24 Conservation Contracts (Technical & Admin)	12/31/2025	\$4,738.00	\$0.00	\$0.00	\$4,738.00
FY24 Conservation Contracts (Cost Share)	12/31/2025	\$18,952.00	\$0.00	\$0.00	\$18,952.00
FY25 Conservation Contracts (Technical & Admin)	12/31/2025	\$4,738.00	\$0.00	\$0.00	\$4,738.00
FY25 Conservation Contracts (Cost Share)	12/31/2025	\$18,952.00	\$0.00	\$0.00	\$18,952.00
FY24 Conservation Delivery	12/31/2025	\$22,505.00	\$0.00	\$0.00	\$22,505.00
FY25 Conservation Delivery	12/31/2025	\$22,505.00	\$0.00	\$0.00	\$22,505.00
Cover Crop Demonstration Grant (Soil Health Testing)	12/31/2023	\$12,000.00	\$2,902.84	\$9,765.42	\$2,234.58

**November 2023**  
**Root River SWCD Treasurer's Report**


Crooked Creek (FY23)	12/31/2023	\$19,000.00	\$350.63	\$15,962.16	\$3,037.84
HELP Grant (Technical)	12/31/2024	\$12,000.00	\$180.40	\$7,322.41	\$4,677.59
HELP Grant (Admin)	12/31/2024	\$3,000.00	\$9.78	\$1,031.92	\$1,968.08
HELP Grant (Match)	12/31/2024	\$10,000.00	\$58.11	\$2,738.51	\$7,261.49
HELP Grant (Cost Share)	12/31/2024	\$25,000.00	\$0.00	\$0.00	\$25,000.00
Local Capacity CY20 Amendment (County Appropriation)	12/31/2023	\$14,000.00	\$3,350.00	\$7,050.00	\$7,350.00
Local Capacity CY21 Amendment (County Appropriation)	12/31/2025	\$4,800.00	\$375.00	\$3,350.00	\$1,450.00
FY23 Local Capacity Service Grant (Technical)	12/31/2025	\$99,504.00	\$7,525.76	\$94,497.52	\$5,006.48
FY23 Local Capacity Service Grant (Admin)	12/31/2025	\$20,000.00	\$1,434.01	\$3,692.11	\$16,307.89
FY23 Local Capacity Service Grant (RIM)	12/31/2025	\$6,000.00	\$0.00	\$2,978.15	\$3,021.85
Nitrate Monitoring	6/30/2024	\$1,800.00	\$0.00	\$698.70	\$1,101.30
Root River 1W1P FY22/23 Technical Assistance	10/31/2024	\$45,000.00	\$0.00	\$27,258.10	\$17,741.90
Root River 1W1P FY22/23 Project Development	10/31/2024	\$50,000.00	\$0.00	\$14,010.60	\$35,989.40
Root River 1W1P FY22/23 Projects	10/31/2021	\$134,000.00	\$25,260.00	\$86,829.96	\$47,170.04
FY23 Soil Health Cost Share	12/31/2024	\$14,175.00	\$4,930.50	\$4,930.50	\$9,244.50
State Cost Share (FY23) - Technical & Admin.	12/31/2024	\$4,180.20	\$146.85	\$1,417.20	\$2,763.00
State Cost Share (FY23) Projects	12/31/2024	\$16,720.80	\$0.00	\$19.39	\$16,701.41
SWCD Aid	None	\$79,946.86	\$0.00	\$0.00	\$79,946.86
TSA7 Feedlot Water Quality - Cost Share	12/31/2024	\$100,000.00	\$0.00	\$0.00	\$100,000.00
Water Plan (FY23)	12/31/2025	\$15,000.00	\$1,360.39	\$2,284.51	\$12,715.49
WCA (FY23)	12/31/2025	\$20,000.00	\$0.00	\$14,778.45	\$5,221.55
WinLac 1W1P Implementation - Admin	12/31/2025	\$24,000.00	\$132.16	\$2,834.20	\$21,165.80
WinLac 1W1P Implementation - Technical	12/31/2025	\$5,000.00	\$0.00	\$0.00	\$5,000.00
WinLac 1W1P Implementation - Cost Share	12/31/2025	\$22,000.00	\$0.00	\$0.00	\$22,000.00

REVENUE

DESCRIPTION	AMOUNT
Trees	\$ 665.50
Interest Income	\$ 558.28
Sales Tax	\$ 45.76
Refunds/Reimbursements	\$ 1,083.84
Nitrate Monitoring Network - 3rd Qtr Payment	\$ 29.37
MACDE Education Grant - Final payment	\$ 407.50
HELP Grant - 3rd Qtr Payment	\$ 1,652.28
Root River 1W1P - 3rd Qtr Payment	\$ 4,272.50
WinLaC 1W1P - 3rd Qtr. Payment	\$ 1,380.39
MDA Soil Health Grant - 3rd & 4th Qtr Payment	\$ 503.73
<b>Total</b>	
	Cash Revenue \$ 9,218.76
	Journal Entry Revenue \$ 1,380.39
	Transfer of Funds Revenue \$ -

DISBURSEMENTS

DESCRIPTION	AMOUNT
Salaries	\$ 17,488.04
Health Insurance	\$ 2,174.85
Life Insurance	\$ 4.50
Pera	\$ 1,311.60
FICA	\$ 1,061.62
Medicare	\$ 248.27
Telephone	\$ 50.00
Postage	\$ 72.48
Registration/Training Fees	\$ 780.00
Audit	\$ 4,175.00
Lodging	\$ 286.68
Meals	\$ 433.33
Office Rent	\$ 1,287.00
IT Support -	\$ 58.16
Misc Charges	\$ 1.50
Vehical Maintenance	\$ 1,784.54
Misc Expenses	\$ 27.84
Trees	\$ 382.00
Education, Awards & Tours	\$ 44.14
FY23 Soil Health - Projects	\$ 4,930.50
Local Capacity Projects	\$ 3,725.00
Cover Crop Demo Grant - Postage	\$ 131.10
1W1P Root River Cost Share Project	\$ 25,260.00
<b>Total</b>	
	Cash Disbursements \$ 65,713.74
	Journal Entry Disbursements \$ 4.41
	Transfer of Funds Disbursements \$ -



Signature

12-14-2023

Date

**December 2023**  
**Root River SWCD Treasurer's Report**

ASSETS	<u>BEGINNING</u> <u>BALANCE</u>	<u>ACTUAL THIS</u> <u>MONTH</u>	<u>ACTUAL</u> <u>YEAR-TO-</u> <u>DATE</u>	<u>CURRENT</u> <u>BALANCE</u>
CASH	\$ 1,168,102.87	\$ 58,288.19	\$ 43,016.34	\$ 1,211,119.21
PETTY CASH	\$ 60.00	\$ -	\$ -	\$ 60.00
INVESTMENTS - <i>S&amp;W DESIGNATED RESERVE</i>	\$ 43,399.74	\$ -	\$ (9,082.08)	\$ 34,317.66
INVESTMENTS - <i>SOIL CONSER. &amp; COST SHARE</i>	\$ 62,290.15	\$ -	\$ -	\$ 62,290.15
INVESTMENTS - <i>CAPITAL EQUIPMENT</i>	\$ 16,759.89	\$ -	\$ -	\$ 16,759.89
INVESTMENTS - <i>WINNEBAGO WATERSHED</i>	\$ 13,774.69	\$ -	\$ 2,000.00	\$ 15,774.69
INVESTMENTS - <i>BEAR CREEK WATERSHED</i>	\$ 10,087.38	\$ (416.61)	\$ 1,362.15	\$ 11,449.53
<b>TOTAL ASSETS</b>	<b>\$ 1,314,474.72</b>	<b>\$ 57,871.58</b>	<b>\$ 37,296.41</b>	<b>\$ 1,351,771.13</b>
<i>CASH REVENUE</i>	\$ 218,061.39			
<i>JOURNAL ENTERIES</i>	\$ 90,396.63			
<i>CASH DISBURSEMENTS</i>	\$ 250,169.83			

<u>GRANTS</u>	<u>Expiration of</u> <u>Grant</u>	<u>Grant</u> <u>Beginning</u> <u>Balance</u>	<u>Disbursements</u>	<u>Actual Grant</u> <u>Start-to-Date</u>	<u>Grant</u> <u>Remaining</u> <u>Balance</u>
AIS (FY22)	None	\$22,653.00	\$0.00	\$672.01	\$21,980.99
AIS (FY23)	None	\$22,612.00	\$0.00	\$0.00	\$22,612.00
ARPA (Cost Share)	12/31/2026	\$250,000.00	\$200.00	\$31,650.31	\$218,349.69
Buffer Law (FY21)	12/31/2023	\$17,200.00	\$2,421.26	\$17,200.00	\$0.00
Buffer Law (FY22)	12/31/2024	\$17,000.00	\$1,188.74	\$1,188.74	\$15,811.26
Buffer Law (FY23)	12/31/2025	\$17,000.00	\$0.00	\$0.00	\$17,000.00
Buffer Law (FY24)	12/31/2026	\$20,000.00	\$0.00	\$0.00	\$20,000.00
FY24 Conservation Contracts (Technical & Admin)	12/31/2025	\$4,738.00	\$0.00	\$0.00	\$4,738.00
FY24 Conservation Contracts (Cost Share)	12/31/2025	\$18,952.00	\$0.00	\$0.00	\$18,952.00
FY25 Conservation Contracts (Technical & Admin)	12/31/2025	\$4,738.00	\$0.00	\$0.00	\$4,738.00
FY25 Conservation Contracts (Cost Share)	12/31/2025	\$18,952.00	\$0.00	\$0.00	\$18,952.00
FY24 Conservation Delivery	12/31/2025	\$22,505.00	\$2,794.65	\$2,794.65	\$19,710.35
FY25 Conservation Delivery	12/31/2025	\$22,505.00	\$0.00	\$0.00	\$22,505.00
Cover Crop Demonstration Grant (Soil Health Testing)	12/31/2023	\$12,000.00	\$2,234.58	\$12,000.00	\$0.00
Crooked Creek (FY23)	12/31/2023	\$19,000.00	\$1,604.65	\$17,566.81	\$1,433.19
HELP Grant (Technical)	12/31/2024	\$12,000.00	\$0.00	\$7,322.41	\$4,677.59
HELP Grant (Admin)	12/31/2024	\$3,000.00	\$139.10	\$1,171.02	\$1,828.98
HELP Grant (Match)	12/31/2024	\$10,000.00	\$41.52	\$2,780.03	\$7,219.97

**December 2023**  
**Root River SWCD Treasurer's Report**

HELP Grant (Cost Share)	12/31/2024	\$25,000.00	\$0.00	\$0.00	\$25,000.00
Local Capacity CY20 Amendment (County Appropriation)	12/31/2023	\$14,000.00	\$0.00	\$7,050.00	\$7,350.00
Local Capacity CY21 Amendment (County Appropriation)	12/31/2025	\$4,800.00	\$0.00	\$3,350.00	\$1,450.00
FY23 Local Capacity Service Grant (Technical)	12/31/2025	\$99,504.00	\$5,006.48	\$99,504.00	\$0.00
FY23 Local Capacity Service Grant (Admin)	12/31/2025	\$20,000.00	\$773.14	\$4,465.25	\$15,534.75
FY23 Local Capacity Service Grant (RIM)	12/31/2025	\$6,000.00	\$0.00	\$2,978.15	\$3,021.85
Nitrate Monitoring	6/30/2024	\$1,800.00	\$0.00	\$698.70	\$1,101.30
Root River 1W1P FY22/23 Technical Assistance	10/31/2024	\$45,000.00	\$0.00	\$27,258.10	\$17,741.90
Root River 1W1P FY22/23 Project Development	10/31/2024	\$50,000.00	\$160.98	\$14,171.58	\$35,828.42
Root River 1W1P FY22/23 Projects	10/31/2021	\$134,000.00	\$21,160.00	\$107,989.96	\$26,010.04
FY23 Soil Health Cost Share	12/31/2024	\$14,175.00	\$3,079.50	\$8,010.00	\$6,165.00
State Cost Share (FY23) - Technical & Admin.	12/31/2024	\$4,180.20	\$78.70	\$1,495.90	\$2,684.30
State Cost Share (FY23) Projects	12/31/2024	\$16,720.80	\$3,561.58	\$3,580.97	\$13,139.83
SWCD Aid	None	\$159,893.71	\$3,674.13	\$3,674.13	\$156,219.58
TSA7 Feedlot Water Quality - Cost Share	12/31/2024	\$100,000.00	\$100,000.00	\$100,000.00	\$0.00
Water Plan (FY24)	12/31/2025	\$15,000.00	\$924.62	\$2,284.51	\$11,790.87
WCA (FY23)	12/31/2025	\$20,000.00	\$15.00	\$14,793.45	\$5,206.55
WCA (FY24)	12/31/2025	\$20,000.00	\$0.00	\$0.00	\$20,000.00
WinLac 1W1P Implementation - Admin	12/31/2025	\$24,000.00	\$58.74	\$2,892.94	\$21,107.06
WinLac 1W1P Implementation - Technical	12/31/2025	\$5,000.00	\$190.45	\$190.45	\$4,809.55
WinLac 1W1P Implementation - Cost Share	12/31/2025	\$22,000.00	\$0.00	\$0.00	\$22,000.00


REVENUE

DESCRIPTION	AMOUNT
SWCD Aid	\$ 79,946.85
Sale of Materials	\$ 140.34
Trees	\$ 3,050.50
County Appropriation - 2023 Second Half	\$ 62,500.00
County Appropriation - Bear Creek Watershed - 2023 2nd Half	\$ 1,000.00
Interest Income	\$ 183.84
Sales Tax	\$ 159.25
TSA FY22 Feedlot Water Quality	\$ 100,000.00
County Appropriation - Winnebago Watershed - 2023 2nd Half	\$ 1,000.00
WCA - 4th Qtr. Payment & FY24 Mandatory Advance = \$5,000	\$ 5,541.92
Aquatic Invasive Species - 2023 2nd Half	\$ 11,306.00
Root River 1W1P	\$ 34,164.00
Water Plan - 4th Qtr. Payment	\$ 4,065.92
Water Plan - 4th Qtr. Payment - County Levy	\$ 4,990.35
<b>Total</b>	
	Cash Revenue \$ 218,061.39
	Journal Entry Revenue \$ 90,404.19 \$ 308,465.58

DISBURSEMENTS

DESCRIPTION	AMOUNT
Salaries	\$ 17,488.01
Per Diem	\$ 2,375.00
Health Insurance	\$ 2,174.85
Life Insurance	\$ 94.50
Pera	\$ 1,311.60
FICA	\$ 1,208.85
Workers Compensation	\$ 168.00
Medicare	\$ 282.71
Telephone	\$ 50.00
Postage	\$ 139.56
Mileage	\$ 357.63
Lodging	\$ 125.92
Office Rent	\$ 1,287.00
Misc Charges	\$ 4.93
Office Supplies	\$ 60.64
Vehical Maintenance	\$ 348.51
Projects - Bear Creek Watershed	\$ 416.61
ARPA - Projects	\$ 200.00
Soil Health Cost Share	\$ 3,079.50
State Cost Share - Projects	\$ 3,561.58
Aquatic Invasive Species - Education	\$ 15.00
Buffer Law - Field Supplies	\$ 232.21
TSA FY22 Feedlot Water Quality - Project	\$ 100,000.00
1W1P Root River	\$ 111,459.51
Cover Crop Demo Grant - Storage	\$ 76.77
Cover Crop Demo Grant - Lab fees	\$ 1,658.50

Water Plan - Push-Up Pond Projects	\$ 1,500.00
Water Plan - Pond Clean Out Projects	\$ 500.00
<b>Total</b>	<b>Cash Disbursements \$ 250,169.83</b>
	Journal Entry Disbursements \$ 7.56

  
\_\_\_\_\_  
Signature

1-11-24  
\_\_\_\_\_  
Date

**January 2024  
Financial Statement**

ASSETS	<u>BEGINNING</u> <u>BALANCE</u>	<u>ACTUAL THIS</u> <u>MONTH</u>	<u>ACTUAL</u> <u>YEAR-TO-</u> <u>DATE</u>	<u>CURRENT</u> <u>BALANCE</u>
CASH	\$ 1,211,119.21	\$ 37,973.03	\$ 37,973.03	\$ 1,249,092.24
PETTY CASH	\$ 60.00	\$ -	\$ -	\$ 60.00
INVESTMENTS - <i>S&amp;W DESIGNATED RESERVE</i>	\$ 34,317.66	\$ -	\$ -	\$ 34,317.66
INVESTMENTS - <i>SOIL CONSER. &amp; COST SHARE</i>	\$ 62,290.15	\$ -	\$ -	\$ 62,290.15
INVESTMENTS - <i>CAPITAL EQUIPMENT</i>	\$ 16,759.89	\$ -	\$ -	\$ 16,759.89
INVESTMENTS - <i>WINNEBAGO WATERSHED</i>	\$ 15,774.69	\$ 1,000.00	\$ 1,000.00	\$ 16,774.69
INVESTMENTS - <i>BEAR CREEK WATERSHED</i>	\$ 11,449.53	\$ 1,000.00	\$ 1,000.00	\$ 12,449.53
<b>TOTAL ASSETS</b>	<b>\$ 1,351,771.13</b>	<b>\$ 39,973.03</b>	<b>\$ 39,973.03</b>	<b>\$ 1,391,744.16</b>
<i>CASH REVENUE</i>	\$ 88,594.46			
<i>JOURNAL ENTERIES</i>	\$ 1,669.76			
<i>CASH DISBURSEMENTS</i>	\$ 52,291.19			

<u>GRANTS</u>	<u>Expiration of</u> <u>Grant</u>	<u>Grant</u> <u>Beginning</u> <u>Balance</u>	<u>Disbursements</u>	<u>Actual Grant</u> <u>Start-to-Date</u>	<u>Grant</u> <u>Remaining</u> <u>Balance</u>
AIS (FY22)	None	\$22,653.00	\$2,785.69	\$3,457.70	\$19,195.30
AIS (FY23)	None	\$22,612.00	\$0.00	\$0.00	\$22,612.00
ARPA (Cost Share)	12/31/2026	\$250,000.00	\$200.00	\$31,850.31	\$218,149.69
Buffer Law (FY22)	12/31/2024	\$17,000.00	\$2,173.75	\$3,362.49	\$13,637.51
Buffer Law (FY23)	12/31/2025	\$17,000.00	\$0.00	\$0.00	\$17,000.00
Buffer Law (FY24)	12/31/2026	\$20,000.00	\$0.00	\$0.00	\$20,000.00
FY24 Conservation Contracts (Technical & Admin)	12/31/2025	\$4,738.00	\$0.00	\$0.00	\$4,738.00
FY24 Conservation Contracts (Cost Share)	12/31/2025	\$18,952.00	\$0.00	\$0.00	\$18,952.00
FY25 Conservation Contracts (Technical & Admin)	12/31/2025	\$4,738.00	\$0.00	\$0.00	\$4,738.00
FY25 Conservation Contracts (Cost Share)	12/31/2025	\$18,952.00	\$0.00	\$0.00	\$18,952.00
FY24 Conservation Delivery	12/31/2025	\$22,505.00	\$8,784.72	\$11,579.37	\$10,925.63
FY25 Conservation Delivery	12/31/2025	\$22,505.00	\$0.00	\$0.00	\$22,505.00
Crooked Creek (FY24)	12/31/2024	\$19,000.00	\$2,963.87	\$2,963.87	\$16,036.13
HELP Grant (Technical)	12/31/2024	\$12,000.00	\$1,242.78	\$8,565.19	\$3,434.81
HELP Grant (Admin)	12/31/2024	\$3,000.00	\$97.80	\$1,268.82	\$1,731.18

January 2024

Financial Statement


HELP Grant (Match)	12/31/2024	\$10,000.00	\$404.05	\$3,184.08	\$6,815.92
HELP Grant (Cost Share)	12/31/2024	\$25,000.00	\$0.00	\$0.00	\$25,000.00
Local Capacity CY20 Amendment (County Appropriation)	12/31/2023	\$14,000.00	\$0.00	\$7,050.00	\$7,350.00
Local Capacity CY21 Amendment (County Appropriation)	12/31/2025	\$4,800.00	\$0.00	\$3,350.00	\$1,450.00
FY23 Local Capacity Service Grant (Admin)	12/31/2025	\$20,000.00	\$760.41	\$5,225.66	\$14,774.34
FY23 Local Capacity Service Grant (RIM)	12/31/2025	\$6,000.00	\$44.82	\$2,758.64	\$3,241.36
Nitrate Monitoring	6/30/2024	\$1,800.00	\$14.94	\$713.64	\$1,086.36
Root River IWIP FY22/23 Technical Assistance	10/31/2024	\$45,000.00	\$2,967.56	\$30,225.66	\$14,774.34
Root River IWIP FY22/23 Project Development	10/31/2024	\$50,000.00	\$1,947.33	\$16,118.91	\$33,881.09
Root River IWIP FY22/23 Projects	10/31/2024	\$134,000.00	\$0.00	\$107,989.96	\$26,010.04
FY23 Soil Health Cost Share	12/31/2024	\$14,175.00	\$6,165.00	\$14,175.00	\$0.00
State Cost Share (FY23) - Technical & Admin.	12/31/2024	\$4,180.20	\$148.90	\$1,644.80	\$2,535.40
State Cost Share (FY23) Projects	12/31/2024	\$16,720.80	\$0.00	\$3,580.97	\$13,139.83
SWCD Aid	None	\$159,893.71	\$10,086.29	\$13,760.42	\$146,133.29
Water Plan (FY24)	12/31/2025	\$15,000.00	\$1,123.38	\$3,407.89	\$10,667.49
WCA (FY24)	12/31/2025	\$20,000.00	\$103.08	\$103.08	\$19,896.92
WinLac IWIP Implementation - Admin	12/31/2025	\$24,000.00	\$1,210.14	\$4,103.08	\$19,896.92
WinLac IWIP Implementation - Technical	12/31/2025	\$5,000.00	\$0.00	\$190.45	\$4,809.55
WinLac IWIP Implementation - Cost Share	12/31/2025	\$22,000.00	\$0.00	\$0.00	\$22,000.00

REVENUE

DESCRIPTION	AMOUNT
MASWCD Contribution Agreement - 2023	\$ 4,050.00
Trees	\$ , 2,611.17
Interest Income	\$ 189.65
Sales Tax	\$ 184.19
Refunds/Reimbursements	\$ 71.88
JPB - 4th Qtr. 2023 Payment	\$ 863.78
Crooked Creek - 4th Qtr. 2023 Payment	\$ 3,666.90
Root River 1W1P	\$ 54,356.89
Cover Crop Demonstration Grant	\$ 22,600.00
WinLaC 1W1P - Admin & Technical - 4th Qtr. 2023 Payment	\$ 1,673.54
<b>Total</b>	
	Cash Revenue \$ 88,594.46
	Journal Entry Revenue \$ 1,673.54

DISBURSEMENTS

DESCRIPTION	AMOUNT
Salaries	\$ 18,187.22
Health Insurance	\$ 2,337.96
Life Insurance	\$ 4.50
HSA/VEBA Contribution	\$ 1,500.00
Pera	\$ 1,364.04
FICA	\$ 1,102.86
Workers Compensation	\$ 3,204.00
Medicare	\$ 257.93
Telephone	\$ 50.00
Postage	\$ 3.78
Membership Dues	\$ 10,252.92
Office Rent	\$ 1,287.00
Liability Insurance	\$ 3,269.00
Vehical Maintenance	\$ 240.76
Trees	\$ 435.00
MN Sales & Use Tax	\$ 633.00
FY23 Soil Health Cost Share - Projects	\$ 6,165.00
Transfer to Bear Creek Watershed Investment Acct.	\$ 1,000.00
Transfer to Winnebago Watershedd Acct.	\$ 1,000.00
<b>Total</b>	
	Cash Disbursements \$ 52,291.19
	Journal Entry Disbursements \$ 3.78

  
\_\_\_\_\_  
Signature

2-15-24  
\_\_\_\_\_  
Date

February 2024  
Financial Report

ASSETS	<u>BEGINNING BALANCE</u>	<u>ACTUAL THIS MONTH</u>	<u>ACTUAL YEAR- TO-DATE</u>	<u>CURRENT BALANCE</u>
CASH	\$ 1,211,119.21	\$ (50,601.10)	\$ (12,628.07)	\$ 1,198,491.14
PETTY CASH	\$ 60.00	\$ -	\$ -	\$ 60.00
INVESTMENTS - <i>S&amp;W DESIGNATED RESERVE</i>	\$ 34,317.66		\$ -	\$ 34,317.66
INVESTMENTS - <i>SOIL CONSER. &amp; COST SHARE</i>	\$ 62,290.15	\$ -	\$ -	\$ 62,290.15
INVESTMENTS - <i>CAPITAL EQUIPMENT</i>	\$ 16,759.89		\$ -	\$ 16,759.89
INVESTMENTS - <i>WINNEBAGO WATERSHED</i>	\$ 15,774.69		\$ 1,000.00	\$ 16,774.69
INVESTMENTS - <i>BEAR CREEK WATERSHED</i>	\$ 11,449.53		\$ 1,000.00	\$ 12,449.53
<b>TOTAL ASSETS</b>	<b>\$ 1,351,771.13</b>	<b>\$ (50,601.10)</b>	<b>\$ (10,628.07)</b>	<b>\$ 1,341,143.06</b>
<i>CASH REVENUE</i>	\$ 3,106.90			
<i>JOURNAL ENTERIES</i>	\$ (5.76)			
<i>CASH DISBURSEMENTS</i>	\$ 53,702.24			

<u>GRANTS</u>	<u>Expiration of Grant</u>	<u>Grant Beginning Balance</u>	<u>Disbursements</u>	<u>Actual Grant Start-to-Date</u>	<u>Grant Remaining Balance</u>
AIS (FY22)	None	\$22,653.00	\$1,898.26	\$5,355.96	\$17,297.04
AIS (FY23)	None	\$22,612.00	\$0.00	\$0.00	\$22,612.00
ARPA (Cost Share)	12/31/2026	\$250,000.00	\$0.00	\$31,850.31	\$218,149.69
Buffer Law (FY22)	12/31/2024	\$17,000.00	\$2,233.31	\$5,595.80	\$11,404.20
Buffer Law (FY23)	12/31/2025	\$17,000.00	\$0.00	\$0.00	\$17,000.00
Buffer Law (FY24)	12/31/2026	\$20,000.00	\$0.00	\$0.00	\$20,000.00
FY24 Conservation Contracts (Technical & Admin)	12/31/2025	\$4,738.00	\$0.00	\$0.00	\$4,738.00
FY24 Conservation Contracts (Cost Share)	12/31/2025	\$18,952.00	\$0.00	\$0.00	\$18,952.00
FY25 Conservation Contracts (Technical & Admin)	12/31/2025	\$4,738.00	\$0.00	\$0.00	\$4,738.00
FY25 Conservation Contracts (Cost Share)	12/31/2025	\$18,952.00	\$0.00	\$0.00	\$18,952.00
FY24 Conservation Delivery	12/31/2025	\$22,505.00	\$7,127.44	\$18,706.81	\$3,798.19
FY25 Conservation Delivery	12/31/2025	\$22,505.00	\$0.00	\$0.00	\$22,505.00
Crooked Creek (FY24)	12/31/2024	\$19,000.00	\$527.18	\$3,491.05	\$15,508.95
HELP Grant (Technical)	12/31/2024	\$12,000.00	\$320.76	\$8,885.95	\$3,114.05
HELP Grant (Admin)	12/31/2024	\$3,000.00	\$29.34	\$1,298.16	\$1,701.84
HELP Grant (Match)	12/31/2024	\$10,000.00	\$96.89	\$3,280.97	\$6,719.03

**February 2024  
Financial Report**


HELP Grant (Cost Share)	12/31/2024	\$25,000.00	\$0.00	\$0.00	\$25,000.00
Local Capacity CY20 Amendment (County Appropriation)	12/31/2023	\$14,000.00	\$2,000.00	\$9,050.00	\$5,350.00
Local Capacity CY21 Amendment (County Appropriation)	12/31/2025	\$4,800.00	\$0.00	\$3,350.00	\$1,450.00
FY23 Local Capacity Service Grant (Admin)	12/31/2025	\$20,000.00	\$566.29	\$5,791.95	\$14,208.05
FY23 Local Capacity Service Grant (RIM)	12/31/2025	\$6,000.00	\$398.31	\$3,156.95	\$2,843.05
Nitrate Monitoring	6/30/2024	\$1,800.00	\$0.00	\$713.64	\$1,086.36
Root River 1W1P FY22/23 Technical Assistance	12/31/2024	\$45,000.00	\$3,465.98	\$33,691.64	\$11,308.36
Root River 1W1P FY22/23 Project Development	12/31/2024	\$50,000.00	\$1,528.87	\$17,647.78	\$32,352.22
Root River 1W1P FY22/23 Projects	12/31/2024	\$134,000.00	\$0.00	\$107,989.96	\$26,010.04
FY23 Soil Health Cost Share	12/31/2024	\$14,175.00	\$0.00	\$14,175.00	\$0.00
State Cost Share (FY23) - Technical & Admin.	12/31/2024	\$4,180.20	\$0.00	\$1,644.80	\$2,535.40
State Cost Share (FY23) Projects	12/31/2024	\$16,720.80	\$0.00	\$3,580.97	\$13,139.83
SWCD Aid	None	\$159,893.71	\$7,276.89	\$21,037.31	\$138,856.40
Water Plan (FY24)	12/31/2025	\$15,000.00	\$3,030.08	\$6,437.97	\$7,637.41
WCA (FY24)	12/31/2025	\$20,000.00	\$2,190.11	\$2,293.19	\$17,706.81
WinLac 1W1P Implementation - Admin	12/31/2025	\$24,000.00	\$209.16	\$4,312.24	\$19,687.76
WinLac 1W1P Implementation - Technical	12/31/2025	\$5,000.00	\$0.00	\$190.45	\$4,809.55
WinLac 1W1P Implementation - Cost Share	12/31/2025	\$22,000.00	\$0.00	\$0.00	\$22,000.00

REVENUE

DESCRIPTION	AMOUNT
Sale of Materials	\$ 35.33
Trees	\$ , 1,720.25
Interest Income	\$ 175.89
Sales Tax	\$ 120.72
Nitrate Monitoring Network - 4th Qtr. 2023 Payment	\$ 381.81
HELP Grant - 4th Qtr. 2023	\$ 672.90
<b>Total</b>	
	Cash Revenue \$ 3,106.90
	Journal Entry Revenue \$ -

DISBURSEMENTS

DESCRIPTION	AMOUNT
Salaries	\$ 18,187.22
Health Insurance	\$ 2,337.96
Life Insurance	\$ 4.50
Pera	\$ 1,364.04
FICA	\$ 1,102.86
Medicare	\$ 257.93
Telephone	\$ 50.00
Postage	\$ 5.76
Membership Dues	\$ 100.00
Office Rent	\$ 1,287.00
Misc Charges	\$ 25.00
Vehical Maintenance	\$ 200.11
Trees	\$ 996.22
Local Capacity - Projects	\$ 2,000.00
1W1P - i90 Soil Health Tour 2024	\$ 392.30
1W1P - Project	\$ 25,397.10
<b>Total</b>	
	Cash Disbursements \$ 53,702.24
	Journal Entry Disbursements \$ 5.76

  
Signature

4-11-24  
Date

**March 2024  
Financial Statement**

ASSETS	<u>BEGINNING BALANCE</u>	<u>ACTUAL THIS MONTH</u>	<u>ACTUAL YEAR- TO-DATE</u>	<u>CURRENT BALANCE</u>
CASH	\$ 1,211,119.21	\$ (34,726.11)	\$ (47,354.18)	\$ 1,163,765.03
PETTY CASH	\$ 60.00	\$ -	\$ -	\$ 60.00
INVESTMENTS - <i>S&amp;W DESIGNATED RESERVE</i>	\$ 34,317.66		\$ -	\$ 34,317.66
INVESTMENTS - <i>SOIL CONSER. &amp; COST SHARE</i>	\$ 62,290.15	\$ -	\$ -	\$ 62,290.15
INVESTMENTS - <i>CAPITAL EQUIPMENT</i>	\$ 16,759.89		\$ -	\$ 16,759.89
INVESTMENTS - <i>WINNEBAGO WATERSHED</i>	\$ 15,774.69		\$ 1,000.00	\$ 16,774.69
INVESTMENTS - <i>BEAR CREEK WATERSHED</i>	\$ 11,449.53		\$ 1,000.00	\$ 12,449.53
<b>TOTAL ASSETS</b>	<b>\$ 1,351,771.13</b>	<b>\$ (34,726.11)</b>	<b>\$ (45,354.18)</b>	<b>\$ 1,306,416.95</b>
<i>CASH REVENUE</i>	\$ 6,256.26			
<i>JOURNAL ENTERIES</i>	\$ 6,094.03			
<i>CASH DISBURSEMENTS</i>	\$ 47,076.40			

<u>GRANTS</u>	<u>Expiration of Grant</u>	<u>Grant Beginning Balance</u>	<u>Disbursements</u>	<u>Actual Grant Start-to-Date</u>	<u>Grant Remaining Balance</u>
AIS (FY22)	None	\$22,653.00	\$1,114.99	\$6,470.95	\$16,182.05
AIS (FY23)	None	\$22,612.00	\$0.00	\$0.00	\$22,612.00
ARPA (Cost Share)	12/31/2026	\$250,000.00	\$7,161.04	\$39,011.35	\$210,988.65
Buffer Law (FY22)	12/31/2024	\$17,000.00	\$506.22	\$6,102.02	\$10,897.98
Buffer Law (FY23)	12/31/2025	\$17,000.00	\$0.00	\$0.00	\$17,000.00
Buffer Law (FY24)	12/31/2026	\$20,000.00	\$0.00	\$0.00	\$20,000.00
FY24 Conservation Contracts (Technical & Admin)	12/31/2025	\$4,738.00	\$0.00	\$0.00	\$4,738.00
FY24 Conservation Contracts (Cost Share)	12/31/2025	\$18,952.00	\$0.00	\$0.00	\$18,952.00
FY25 Conservation Contracts (Technical & Admin)	12/31/2025	\$4,738.00	\$0.00	\$0.00	\$4,738.00
FY25 Conservation Contracts (Cost Share)	12/31/2025	\$18,952.00	\$0.00	\$0.00	\$18,952.00
FY24 Conservation Delivery	12/31/2025	\$22,505.00	\$3,798.19	\$22,505.00	\$0.00
FY25 Conservation Delivery	12/31/2025	\$22,505.00	\$0.00	\$0.00	\$22,505.00
Crooked Creek (FY24)	12/31/2024	\$19,000.00	\$139.44	\$3,630.49	\$15,369.51
FY24 Easement Delivery	6/30/2025	\$3,450.00	\$0.00	\$0.00	\$3,450.00
HELP Grant (Technical)	12/31/2024	\$12,000.00	\$408.98	\$9,294.93	\$2,705.07
HELP Grant (Admin)	12/31/2024	\$3,000.00	\$248.20	\$1,546.36	\$1,453.64
HELP Grant (Match)	12/31/2024	\$10,000.00	\$182.63	\$3,463.60	\$6,536.40
HELP Grant (Cost Share)	12/31/2024	\$25,000.00	\$0.00	\$0.00	\$25,000.00
Local Capacity CY20 Amendment (County Appropriation)	12/31/2023	\$14,000.00	\$0.00	\$9,050.00	\$5,350.00

**March 2024  
Financial Statement**


Local Capacity CY21 Amendment (County Appropriation)	12/31/2025	\$4,800.00	\$0.00	\$3,350.00	\$1,450.00
FY23 Local Capacity Service Grant (Admin)	12/31/2025	\$20,000.00	\$484.84	\$6,276.79	\$13,723.21
FY23 Local Capacity Service Grant (RIM)	12/31/2025	\$6,000.00	\$89.64	\$3,246.59	\$2,753.41
Nitrate Monitoring	6/30/2024	\$1,800.00	\$14.94	\$728.58	\$1,071.42
Root River 1W1P FY22/23 Technical Assistance	12/31/2024	\$45,000.00	\$6,854.89	\$40,546.53	\$4,453.47
Root River 1W1P FY22/23 Project Development	12/31/2024	\$50,000.00	\$36.58	\$17,684.36	\$32,315.64
Root River 1W1P FY22/23 Projects	12/31/2024	\$134,000.00	\$0.00	\$107,989.96	\$26,010.04
State Cost Share (FY23) - Technical & Admin.	12/31/2024	\$4,180.20	\$59.76	\$1,704.56	\$2,475.64
State Cost Share (FY23) Projects	12/31/2024	\$16,720.80	\$0.00	\$3,580.97	\$13,139.83
SWCD Aid	None	\$159,893.71	\$8,966.57	\$30,003.88	\$129,889.83
Water Plan (FY24)	12/31/2025	\$15,000.00	\$1,849.69	\$8,287.66	\$5,787.72
WCA (FY24)	12/31/2025	\$20,000.00	\$522.32	\$2,815.51	\$17,184.49
WinLac 1W1P Implementation - Admin	12/31/2025	\$24,000.00	\$642.42	\$4,954.66	\$19,045.34
WinLac 1W1P Implementation - Technical	12/31/2025	\$5,000.00	\$0.00	\$190.45	\$4,809.55
WinLac 1W1P Implementation - Cost Share	12/31/2025	\$22,000.00	\$0.00	\$0.00	\$22,000.00

REVENUE

DESCRIPTION	AMOUNT
Sale of Materials	\$ 11.83
Trees	\$ 2,467.06
Interest Income	\$ 161.79
Sales Tax	\$ 165.58
Easement Delivery - FY24	\$ 3,450.00
Water Plan - 1st Qtr. Payment	\$ 5,732.51
Water Plan - 1st Qtr. Payment - County Levy	\$ 369.84
<b>Total</b>	
	Cash Revenue \$ 6,256.26
	Journal Entry Revenue \$ 6,102.35

DISBURSEMENTS

DESCRIPTION	AMOUNT
Salaries	\$ 27,280.83
Per Diem	\$ 2,750.00
Health Insurance	\$ 2,337.96
Life Insurance	\$ 94.50
Pera	\$ 2,046.06
FICA	\$ 1,837.17
Medicare	\$ 429.67
Telephone	\$ 50.00
Postage	\$ 144.32
Membership Dues	\$ 40.00
Registration/Training Fees	\$ 15.00
Mileage	\$ 424.85
Office Rent	\$ 1,287.00
Misc Charges	\$ 2.29
Office Supplies	\$ 86.55
Vehical Maintenance	\$ 286.42
Trees	\$ 811.06
ARPA Project	\$ 7,161.04
<b>Total</b>	
	Cash Disbursements \$ 47,076.40
	Journal Entry Disbursements \$ 8.32

  
\_\_\_\_\_  
Signature

4-11-24  
\_\_\_\_\_  
Date

April 2024  
Financial Statement

ASSETS	<u>BEGINNING BALANCE</u>	<u>ACTUAL THIS MONTH</u>	<u>ACTUAL YEAR- TO-DATE</u>	<u>CURRENT BALANCE</u>
CASH	\$ 1,211,119.21	\$ 73,806.73	\$ 26,452.55	\$ 1,237,571.76
PETTY CASH	\$ 60.00	\$ -	\$ -	\$ 60.00
INVESTMENTS - <i>S&amp;W DESIGNATED RESERVE</i>	\$ 34,317.66		\$ -	\$ 34,317.66
INVESTMENTS - <i>SOIL CONSER. &amp; COST SHARE</i>	\$ 62,290.15	\$ -	\$ -	\$ 62,290.15
INVESTMENTS - <i>CAPITAL EQUIPMENT</i>	\$ 16,759.89		\$ -	\$ 16,759.89
INVESTMENTS - <i>WINNEBAGO WATERSHED</i>	\$ 15,774.69		\$ 1,000.00	\$ 16,774.69
INVESTMENTS - <i>BEAR CREEK WATERSHED</i>	\$ 11,449.53		\$ 1,000.00	\$ 12,449.53
<b>TOTAL ASSETS</b>	<b>\$ 1,351,771.13</b>	<b>\$ 73,806.73</b>	<b>\$ 28,452.55</b>	<b>\$ 1,380,223.68</b>
<i>CASH REVENUE</i>	\$ 104,022.64			
<i>JOURNAL ENTERIES</i>	\$ 2,119.97			
<i>CASH DISBURSEMENTS</i>	\$ 32,335.88			

<u>GRANTS</u>	<u>Expiration of Grant</u>	<u>Grant Beginning Balance</u>	<u>Disbursements</u>	<u>Actual Grant Start-to-Date</u>	<u>Grant Remaining Balance</u>
AIS (FY22)	None	\$22,653.00	\$1,533.21	\$8,004.16	\$14,648.84
AIS (FY23)	None	\$22,612.00	\$0.00	\$0.00	\$22,612.00
ARPA (Cost Share)	12/31/2026	\$250,000.00	\$0.00	\$39,011.35	\$210,988.65
Buffer Law (FY22)	12/31/2024	\$17,000.00	\$219.03	\$6,321.05	\$10,678.95
Buffer Law (FY23)	12/31/2025	\$17,000.00	\$0.00	\$0.00	\$17,000.00
Buffer Law (FY24)	12/31/2026	\$20,000.00	\$0.00	\$0.00	\$20,000.00
FY24 Conservation Contracts (Technical & Admin)	12/31/2025	\$4,738.00	\$0.00	\$0.00	\$4,738.00
FY24 Conservation Contracts (Cost Share)	12/31/2025	\$18,952.00	\$0.00	\$0.00	\$18,952.00
FY25 Conservation Contracts (Technical & Admin)	12/31/2025	\$4,738.00	\$0.00	\$0.00	\$4,738.00
FY25 Conservation Contracts (Cost Share)	12/31/2025	\$18,952.00	\$0.00	\$0.00	\$18,952.00
FY25 Conservation Delivery	12/31/2025	\$22,505.00	\$0.00	\$0.00	\$22,505.00
Crooked Creek (FY24)	12/31/2024	\$19,000.00	\$349.90	\$3,980.39	\$15,019.61
FY24 Easement Delivery	6/30/2025	\$3,450.00	\$0.00	\$0.00	\$3,450.00
HELP Grant (Technical)	12/31/2024	\$12,000.00	\$108.24	\$9,403.17	\$2,596.83
HELP Grant (Admin)	12/31/2024	\$3,000.00	\$19.56	\$1,565.92	\$1,434.08
HELP Grant (Match)	12/31/2024	\$10,000.00	\$38.74	\$3,502.34	\$6,497.66

April 2024  
Financial Statement


HELP Grant (Cost Share)	12/31/2024	\$25,000.00	\$0.00	\$0.00	\$25,000.00
Local Capacity CY20 Amendment (County Appropriation)	12/31/2023	\$14,000.00	\$0.00	\$9,050.00	\$5,350.00
Local Capacity CY21 Amendment (County Appropriation)	12/31/2025	\$4,800.00	\$0.00	\$3,350.00	\$1,450.00
FY23 Local Capacity Service Grant (Admin)	12/31/2025	\$20,000.00	\$997.25	\$7,274.04	\$12,725.96
FY23 Local Capacity Service Grant (RIM)	12/31/2025	\$6,000.00	\$89.64	\$3,336.23	\$2,663.77
Nitrate Monitoring	6/30/2024	\$1,800.00	\$89.64	\$818.22	\$981.78
Root River 1W1P FY22/23 Technical Assistance	12/31/2024	\$45,000.00	\$4,082.12	\$44,628.65	\$371.35
Root River 1W1P FY22/23 Project Development	12/31/2024	\$50,000.00	\$1,276.18	\$18,960.54	\$31,039.46
Root River 1W1P FY22/23 Projects	12/31/2024	\$134,000.00	\$0.00	\$107,989.96	\$26,010.04
State Cost Share (FY23) - Technical & Admin.	12/31/2024	\$4,180.20	\$489.46	\$2,194.02	\$1,986.18
State Cost Share (FY23) Projects	12/31/2024	\$16,720.80	\$0.00	\$3,580.97	\$13,139.83
SWCD Aid	None	\$159,893.71	\$9,546.97	\$39,550.85	\$120,342.86
Water Plan (FY24)	12/31/2025	\$15,000.00	\$1,696.22	\$9,983.88	\$4,091.50
WCA (FY24)	12/31/2025	\$20,000.00	\$1,131.65	\$3,947.16	\$16,052.84
WinLac 1W1P Implementation - Admin	12/31/2025	\$24,000.00	\$433.26	\$5,387.92	\$18,612.08
WinLac 1W1P Implementation - Technical	12/31/2025	\$5,000.00	\$0.00	\$190.45	\$4,809.55
WinLac 1W1P Implementation - Cost Share	12/31/2025	\$22,000.00	\$0.00	\$0.00	\$22,000.00

REVENUE

DESCRIPTION	AMOUNT
Sale of Materials	\$ 82.94
Trees	\$ 285.73
Interest Income	\$ 173.39
Sales Tax	\$ 25.89
Crooked Creek - 1st Qtr. 2024 Payment	\$ 3,524.85
Root River 1W1P	\$ 99,929.84
WinLaC 1W1P - 2024 1st Qtr Payment	\$ 2,127.65
<b>Total</b>	
	Cash Revenue \$ 104,022.64
	Journal Entry Revenue \$ 2,127.65

DISBURSEMENTS

DESCRIPTION	AMOUNT
Salaries	\$ 18,187.22
Health Insurance	\$ 2,337.96
Life Insurance	\$ 4.50
HSA/VEBA Contribution	\$ 1,500.00
Pera	\$ 1,364.04
FICA	\$ 1,102.86
Medicare	\$ 257.93
Telephone	\$ 50.00
Postage	\$ 31.68
Office Rent	\$ 1,287.00
Office Supplies	\$ 15.69
Field Supplies	\$ 337.34
Vehical Maintenance	\$ 296.63
Trees	\$ 3,877.71
Education, Awards & Tours	\$ 193.00
Water Plan - Pond Clean Out Projects	\$ 1,500.00
<b>Total</b>	
	Cash Disbursements \$ 32,335.88
	Journal Entry Disbursements \$ 7.68

  
\_\_\_\_\_  
Signature

5-9-24  
\_\_\_\_\_  
Date

May 2024 Financial Statement

ASSETS	<u>BEGINNING</u> <u>BALANCE</u>	<u>ACTUAL THIS</u> <u>MONTH</u>	<u>ACTUAL YEAR-</u> <u>TO-DATE</u>	<u>CURRENT</u> <u>BALANCE</u>
CASH	\$ 1,211,119.21	\$ (22,729.73)	\$ 3,722.82	\$ 1,214,842.03
PETTY CASH	\$ 60.00	\$ -	\$ -	\$ 60.00
INVESTMENTS - <i>S&amp;W DESIGNATED RESERVE</i>	\$ 34,317.66	\$ -	\$ -	\$ 34,317.66
INVESTMENTS - <i>SOIL CONSER. &amp; COST SHARE</i>	\$ 62,290.15	\$ -	\$ -	\$ 62,290.15
INVESTMENTS - <i>CAPITAL EQUIPMENT</i>	\$ 16,759.89	\$ -	\$ -	\$ 16,759.89
INVESTMENTS - <i>WINNEBAGO WATERSHED</i>	\$ 15,774.69	\$ -	\$ 1,000.00	\$ 16,774.69
INVESTMENTS - <i>BEAR CREEK WATERSHED</i>	\$ 11,449.53	\$ -	\$ 1,000.00	\$ 12,449.53
<b>TOTAL ASSETS</b>	<b>\$ 1,351,771.13</b>	<b>\$ (22,729.73)</b>	<b>\$ 5,722.82</b>	<b>\$ 1,357,493.95</b>
<i>CASH REVENUE</i>	\$ 2,575.11			
<i>JOURNAL ENTERIES</i>	\$ (3.84)			
<i>CASH DISBURSEMENTS</i>	\$ 25,301.00			

<u>GRANTS</u>	<u>Expiration of</u> <u>Grant</u>	<u>Grant Beginning</u> <u>Balance</u>	<u>Disbursements</u>	<u>Actual Grant</u> <u>Start-to-Date</u>	<u>Grant</u> <u>Remaining</u> <u>Balance</u>
AIS (FY22)	None	\$22,653.00	\$3,102.92	\$11,107.08	\$11,545.92
AIS (FY23)	None	\$22,612.00	\$0.00	\$0.00	\$22,612.00
ARPA (Cost Share)	12/31/2026	\$250,000.00	\$0.00	\$39,011.35	\$210,988.65
Buffer Law (FY22)	12/31/2024	\$17,000.00	\$0.00	\$6,321.05	\$10,678.95
Buffer Law (FY23)	12/31/2025	\$17,000.00	\$0.00	\$0.00	\$17,000.00
Buffer Law (FY24)	12/31/2026	\$20,000.00	\$0.00	\$0.00	\$20,000.00
FY24 Conservation Contracts (Technical & Admin)	12/31/2025	\$4,738.00	\$0.00	\$0.00	\$4,738.00
FY24 Conservation Contracts (Cost Share)	12/31/2025	\$18,952.00	\$0.00	\$0.00	\$18,952.00
FY25 Conservation Contracts (Technical & Admin)	12/31/2025	\$4,738.00	\$0.00	\$0.00	\$4,738.00
FY25 Conservation Contracts (Cost Share)	12/31/2025	\$18,952.00	\$0.00	\$0.00	\$18,952.00
FY25 Conservation Delivery	12/31/2025	\$22,505.00	\$0.00	\$0.00	\$22,505.00
Crooked Creek (FY24)	12/31/2024	\$19,000.00	\$1,845.24	\$5,825.63	\$13,174.37
FY24 Easement Delivery	6/30/2025	\$3,450.00	\$0.00	\$0.00	\$3,450.00
HELP Grant (Technical)	12/31/2024	\$12,000.00	\$216.48	\$9,619.65	\$2,380.35
HELP Grant (Admin)	12/31/2024	\$3,000.00	\$0.00	\$1,565.92	\$1,434.08
HELP Grant (Match)	12/31/2024	\$10,000.00	\$66.42	\$3,568.76	\$6,431.24

May 2024 Financial Statement

HELP Grant (Cost Share)	12/31/2024	\$25,000.00	\$0.00	\$0.00	\$25,000.00
Local Capacity CY20 Amendment (County Appropriation)	12/31/2023	\$14,000.00	\$0.00	\$9,050.00	\$5,350.00
Local Capacity CY21 Amendment (County Appropriation)	12/31/2025	\$4,800.00	\$0.00	\$3,350.00	\$1,450.00
FY23 Local Capacity Service Grant (Admin)	12/31/2025	\$20,000.00	\$579.10	\$7,853.14	\$12,146.86
FY23 Local Capacity Service Grant (RIM)	12/31/2025	\$6,000.00	\$253.98	\$3,590.21	\$2,409.79
Nitrate Monitoring	6/30/2024	\$1,800.00	\$119.52	\$937.74	\$862.26
Root River 1W1P FY22/23 Technical Assistance	12/31/2024	\$45,000.00	\$371.35	\$45,000.00	\$0.00
Root River 1W1P FY22/23 Project Development	12/31/2024	\$50,000.00	\$3,653.75	\$22,614.29	\$27,385.71
Root River 1W1P FY22/23 Projects	12/31/2024	\$134,000.00	\$0.00	\$107,989.96	\$26,010.04
Root River 1W1P FY24 Technical Assistance	12/31/2026	\$118,472.00	\$1,413.92	\$117,058.08	\$117,058.08
State Cost Share (FY23) - Technical & Admin.	12/31/2024	\$4,180.20	\$126.28	\$2,320.30	\$1,859.90
State Cost Share (FY23) Projects	12/31/2024	\$16,720.80	\$0.00	\$3,580.97	\$13,139.83
SWCD Aid	None	\$159,893.71	\$5,850.05	\$45,400.90	\$114,492.81
Water Plan (FY24)	12/31/2025	\$15,000.00	\$393.23	\$10,377.11	\$3,698.27
WCA (FY24)	12/31/2025	\$20,000.00	\$584.08	\$4,531.24	\$15,468.76
WinLac 1W1P Implementation - Admin	12/31/2025	\$24,000.00	\$687.24	\$6,075.16	\$17,924.84
WinLac 1W1P Implementation - Technical	12/31/2025	\$5,000.00	\$0.00	\$190.45	\$4,809.55
WinLac 1W1P Implementation - Cost Share	12/31/2025	\$22,000.00	\$0.00	\$0.00	\$22,000.00

REVENUE

DESCRIPTION	AMOUNT
Sale of Materials	\$ 82.27
Interest Income	\$ 566.30
Sales Tax	\$ 5.66
Refunds/Reimbursements (Cancelled Trees)	\$ 64.00
HELP Grant - 1st Qtr. 2024 Payment	\$ 1,856.88
<b>Total</b>	
	Cash Revenue \$ 2,575.11
	Journal Entry Revenue \$ -

DISBURSEMENTS

DESCRIPTION	AMOUNT
Salaries	\$ 18,187.23
Health Insurance	\$ 2,337.96
Life Insurance	\$ 4.50
Pera	\$ 1,364.04
FICA	\$ 1,102.86
Medicare	\$ 257.93
Telephone	\$ 50.00
Postage	\$ 3.84
Office Rent	\$ 1,287.00
Office Supplies	\$ 20.84
Field Supplies	\$ 158.14
Vehical Maintenance	\$ 279.75
Trees	\$ 250.75
<b>Total</b>	
	Cash Disbursements \$ 25,301.00
	Journal Entry Disbursements \$ 3.84

  
\_\_\_\_\_  
Signature

6-13-24  
\_\_\_\_\_  
Date

June 2024  
Root River SWCD Treasurer's Report

ASSETS	<u>BEGINNING</u> <u>BALANCE</u>	<u>ACTUAL THIS</u> <u>MONTH</u>	<u>ACTUAL YEAR-</u> <u>TO-DATE</u>	<u>CURRENT</u> <u>BALANCE</u>
CASH	\$ 1,211,119.21	\$ 10,113.90	\$ 13,836.72	\$ 1,224,955.93
PETTY CASH	\$ 60.00	\$ -	\$ -	\$ 60.00
INVESTMENTS - <i>S&amp;W DESIGNATED RESERVE</i>	\$ 34,317.66		\$ -	\$ 34,317.66
INVESTMENTS - <i>SOIL CONSER. &amp; COST SHARE</i>	\$ 62,290.15	\$ -	\$ -	\$ 62,290.15
INVESTMENTS - <i>CAPITAL EQUIPMENT</i>	\$ 16,759.89		\$ -	\$ 16,759.89
INVESTMENTS - <i>WINNEBAGO WATERSHED</i>	\$ 15,774.69		\$ 1,000.00	\$ 16,774.69
INVESTMENTS - <i>BEAR CREEK WATERSHED</i>	\$ 11,449.53		\$ 1,000.00	\$ 12,449.53
<b>TOTAL ASSETS</b>	<b>\$ 1,351,771.13</b>	<b>\$ 10,113.90</b>	<b>\$ 15,836.72</b>	<b>\$ 1,367,607.85</b>
<i>CASH REVENUE</i>	\$ 174.34			
<i>JOURNAL ENTERIES</i>	\$ 70,458.12			
<i>CASH DISBURSEMENTS</i>	\$ 60,518.56			

<u>GRANTS</u>	<u>Expiration of</u> <u>Grant</u>	<u>Grant Beginning</u> <u>Balance</u>	<u>Disbursements</u>	<u>Actual Grant</u> <u>Start-to-Date</u>	<u>Grant</u> <u>Remaining</u> <u>Balance</u>
AIS (FY22)	None	\$22,653.00	\$1,142.08	\$12,249.16	\$10,403.84
AIS (FY23)	None	\$22,612.00	\$0.00	\$0.00	\$22,612.00
ARPA (Cost Share)	12/31/2026	\$250,000.00	\$0.00	\$39,011.35	\$210,988.65
Buffer Law (FY22)	12/31/2024	\$17,000.00	\$866.07	\$7,187.12	\$9,812.88
Buffer Law (FY23)	12/31/2025	\$17,000.00	\$0.00	\$0.00	\$17,000.00
Buffer Law (FY24)	12/31/2026	\$20,000.00	\$0.00	\$0.00	\$20,000.00
FY24 Conservation Contracts (Technical & Admin)	12/31/2025	\$4,738.00	\$0.00	\$0.00	\$4,738.00
FY24 Conservation Contracts (Cost Share)	12/31/2025	\$18,952.00	\$18,952.00	\$18,952.00	\$0.00
FY25 Conservation Contracts (Technical & Admin)	12/31/2025	\$4,738.00	\$0.00	\$0.00	\$4,738.00
FY25 Conservation Contracts (Cost Share)	12/31/2025	\$18,952.00	\$1,106.90	\$1,106.90	\$17,845.10
FY25 Conservation Delivery	12/31/2025	\$22,505.00	\$0.00	\$0.00	\$22,505.00
Crooked Creek (FY24)	12/31/2024	\$19,000.00	\$774.80	\$6,600.43	\$12,399.57
FY24 Easement Delivery	6/30/2025	\$3,450.00	\$0.00	\$0.00	\$3,450.00
HELP Grant (Technical)	12/31/2024	\$12,000.00	\$108.24	\$9,727.89	\$2,272.11
HELP Grant (Admin)	12/31/2024	\$3,000.00	\$94.76	\$1,660.68	\$1,339.32
HELP Grant (Match)	12/31/2024	\$10,000.00	\$114.95	\$3,683.71	\$6,316.29

June 2024

Root River SWCD Treasurer's Report


HELP Grant (Cost Share)	12/31/2024	\$25,000.00	\$0.00	\$0.00	\$25,000.00
Local Capacity CY20 Amendment (County Appropriation)	12/31/2023	\$14,000.00	\$0.00	\$9,050.00	\$5,350.00
Local Capacity CY21 Amendment (County Appropriation)	12/31/2025	\$4,800.00	\$0.00	\$3,350.00	\$1,450.00
FY23 Local Capacity Service Grant (Admin)	12/31/2025	\$20,000.00	\$1,317.36	\$9,170.50	\$10,829.50
FY23 Local Capacity Service Grant (RIM)	12/31/2025	\$6,000.00	\$119.75	\$3,709.96	\$2,290.04
MDA Private Well Mitigation - RO Systems	6/1/2025	\$5,500.00	\$0.00	\$0.00	\$5,500.00
MDH Safe Drinking Water Tap-In Phase II Cost Share	4/1/2027	\$6,000.00	\$0.00	\$0.00	\$6,000.00
MDH Safe Drinking Water Tap-In Phase II Technical	4/1/2027	\$2,000.00	\$0.00	\$0.00	\$2,000.00
Nitrate Monitoring	6/30/2024	\$1,800.00	\$14.94	\$952.68	\$847.32
Root River 1W1P FY22/23 Project Development	12/31/2024	\$50,000.00	\$3,036.01	\$25,650.30	\$24,349.70
Root River 1W1P FY22/23 Projects	12/31/2024	\$134,000.00	\$0.00	\$107,989.96	\$26,010.04
Root River 1W1P FY24 Technical Assistance	12/31/2026	\$118,472.00	\$5,695.49	\$112,776.51	\$112,776.51
State Cost Share (FY23) - Technical & Admin.	12/31/2024	\$4,180.20	\$1,417.97	\$3,738.27	\$441.93
State Cost Share (FY23) Projects	12/31/2024	\$16,720.80	\$0.00	\$3,580.97	\$13,139.83
SWCD Aid	None	\$159,893.71	\$701.08	\$46,101.98	\$113,791.73
Water Plan (FY24)	12/31/2025	\$15,000.00	\$1,159.44	\$11,536.55	\$2,538.83
WCA (FY24)	12/31/2025	\$20,000.00	\$1,402.00	\$5,933.24	\$14,066.76
WinLac 1W1P Implementation - Admin	12/31/2025	\$24,000.00	\$717.12	\$6,792.28	\$17,207.72
WinLac 1W1P Implementation - Technical	12/31/2025	\$5,000.00	\$635.76	\$826.21	\$4,173.79
WinLac 1W1P Implementation - Cost Share	12/31/2025	\$22,000.00	\$0.00	\$0.00	\$22,000.00
WinLaC 1W1P Chloride Monitoring	6/2/2025	\$1,550.00	\$0.00	\$0.00	\$1,550.00

REVENUE

DESCRIPTION	AMOUNT
County Appropriation - 2024 First Half	\$ 62,500.00
County Appropriation - Bear Creek Watershed - 2024 First Half	\$ , 1,000.00
Interest Income	\$ 174.34
County Appropriation - Winnebago Watershed - 2024 First Half	\$ 1,000.00
Water Plan - 2nd Qtr. Payment	\$ 3,689.12
Water Plan - 2nd Qtr. Payment - County Levy	\$ 2,276.04
<b>Total</b>	
	Cash Revenue \$ 174.34
	Journal Entry Revenue \$ 70,465.16

DISBURSEMENTS

DESCRIPTION	AMOUNT
Salaries	\$ 18,187.20
Per Diem	\$ 2,750.00
Health Insurance	\$ 2,337.96
Life Insurance	\$ 94.50
Pera	\$ 1,364.04
FICA	\$ 1,273.36
Medicare	\$ 297.81
Telephone	\$ 50.00
Postage	\$ 7.10
Membership Dues	\$ 250.00
Mileage	\$ 387.26
Office Rent	\$ 1,287.00
Office Supplies	\$ 213.00
Field Supplies	\$ 82.97
Vehical Maintenance	\$ 296.62
Education, Awards & Tours	\$ 75.33
MN Sales & Use Tax	\$ 1.06
Bear Creek - Maintenance	\$ 13.88
Conservation Contracts	\$ 20,058.90
Crooked Creek - Maintenance Expense	\$ 182.44
Root River 1W1P - Projects	\$ 10,815.17
Water Plan - Infant Well Testing Reimbursement	
Water Plan - Pond Clean Out Project	\$ 500.00
<b>Total</b>	
	Cash Disbursements \$ 60,518.56
	Journal Entry Disbursements \$ 7.04

  
\_\_\_\_\_  
Signature

7-11-24  
\_\_\_\_\_  
Date

July 2024  
Root River SWCD Treasurer's Report

ASSETS	<u>BEGINNING</u> <u>BALANCE</u>	<u>ACTUAL THIS</u> <u>MONTH</u>	<u>ACTUAL YEAR-</u> <u>TO-DATE</u>	<u>CURRENT</u> <u>BALANCE</u>
CASH	\$ 1,211,119.21	\$ 21,324.19	\$ 35,160.91	\$ 1,246,280.12
PETTY CASH	\$ 60.00	\$ -	\$ -	\$ 60.00
INVESTMENTS - <i>S&amp;W DESIGNATED RESERVE</i>	\$ 34,317.66		\$ -	\$ 34,317.66
INVESTMENTS - <i>SOIL CONSER. &amp; COST SHARE</i>	\$ 62,290.15	\$ -	\$ -	\$ 62,290.15
INVESTMENTS - <i>CAPITAL EQUIPMENT</i>	\$ 16,759.89		\$ -	\$ 16,759.89
INVESTMENTS - <i>WINNEBAGO WATERSHED</i>	\$ 15,774.69	\$ 1,000.00	\$ 2,000.00	\$ 17,774.69
INVESTMENTS - <i>BEAR CREEK WATERSHED</i>	\$ 11,449.53	\$ (1,115.68)	\$ (115.68)	\$ 11,333.85
<b>TOTAL ASSETS</b>	<b>\$ 1,351,771.13</b>	<b>\$ 21,208.51</b>	<b>\$ 37,045.23</b>	<b>\$ 1,388,816.36</b>
<i>CASH REVENUE</i>	\$ 92,810.23			
<i>JOURNAL ENTERIES</i>	\$ 13,681.96			
<i>CASH DISBURSEMENTS</i>	\$ 85,168.00			

<u>GRANTS</u>	<u>Expiration of</u> <u>Grant</u>	<u>Grant Beginning</u> <u>Balance</u>	<u>Disbursements</u>	<u>Actual Grant</u> <u>Start-to-Date</u>	<u>Grant</u> <u>Remaining</u> <u>Balance</u>
AIS (FY22)	None	\$22,653.00	\$686.97	\$12,936.13	\$9,716.87
AIS (FY23)	None	\$22,612.00	\$0.00	\$0.00	\$22,612.00
AIS (FY24)	None	\$11,260.50	\$0.00	\$0.00	\$11,260.50
ARPA (Cost Share)	12/31/2026	\$250,000.00	\$24,574.65	\$63,586.00	\$186,414.00
Buffer Law (FY22)	12/31/2024	\$17,000.00	\$29.88	\$7,217.00	\$9,783.00
Buffer Law (FY23)	12/31/2025	\$17,000.00	\$0.00	\$0.00	\$17,000.00
Buffer Law (FY24)	12/31/2026	\$20,000.00	\$0.00	\$0.00	\$20,000.00
FY24 Conservation Contracts (Technical & Admin)	12/31/2025	\$4,738.00	\$3,539.81	\$3,539.81	\$1,198.19
FY25 Conservation Contracts (Technical & Admin)	12/31/2025	\$4,738.00	\$0.00	\$0.00	\$4,738.00
FY25 Conservation Contracts (Cost Share)	12/31/2025	\$18,952.00	\$17,845.10	\$18,952.00	\$0.00
FY25 Conservation Delivery	12/31/2025	\$22,505.00	\$0.00	\$0.00	\$22,505.00
Crooked Creek (FY24)	12/31/2024	\$19,000.00	\$1,444.16	\$8,044.59	\$10,955.41
FY24 Easement Delivery	6/30/2025	\$3,450.00	\$0.00	\$0.00	\$3,450.00
HELP Grant (Technical)	12/31/2024	\$12,000.00	\$0.00	\$9,727.89	\$2,272.11
HELP Grant (Admin)	12/31/2024	\$3,000.00	\$9.78	\$1,670.46	\$1,329.54
HELP Grant (Match)	12/31/2024	\$10,000.00	\$2.77	\$3,686.48	\$6,313.52

**July 2024**  
**Root River SWCD Treasurer's Report**

HELP Grant (Cost Share)	12/31/2024	\$25,000.00	\$0.00	\$0.00	\$25,000.00
Local Capacity CY20 Amendment (County Appropriation)	12/31/2023	\$14,000.00	\$0.00	\$9,050.00	\$5,350.00
Local Capacity CY21 Amendment (County Appropriation)	12/31/2025	\$4,800.00	\$0.00	\$3,350.00	\$1,450.00
FY23 Local Capacity Service Grant (Admin)	12/31/2025	\$20,000.00	\$717.12	\$9,887.62	\$10,112.38
FY23 Local Capacity Service Grant (RIM)	12/31/2025	\$6,000.00	\$283.86	\$3,993.82	\$2,006.18
MDA Private Well Mitigation - RO Systems	6/1/2025	\$5,500.00	\$25.25	\$0.00	\$5,500.00
MDH Safe Drinking Water Tap-In Phase II Cost Share	4/1/2027	\$6,000.00	\$0.00	\$0.00	\$6,000.00
MDH Safe Drinking Water Tap-In Phase II Technical	4/1/2027	\$2,000.00	\$0.00	\$0.00	\$2,000.00
Nitrate Monitoring	6/30/2026	\$1,750.00	\$0.00	\$0.00	\$1,750.00
Root River 1WIP FY22/23 Project Development	12/31/2024	\$50,000.00	\$625.46	\$26,275.76	\$23,724.24
Root River 1WIP FY22/23 Projects	12/31/2024	\$134,000.00	\$9,582.87	\$117,572.83	\$16,427.17
Root River 1WIP FY24 Technical Assistance	12/31/2026	\$118,472.00	\$2,453.70	\$8,149.19	\$110,322.81
State Cost Share (FY23) - Technical & Admin.	12/31/2024	\$4,180.20	\$441.93	\$4,180.20	\$0.00
State Cost Share (FY23) Projects	12/31/2024	\$16,720.80	\$13,139.83	\$16,720.80	\$0.00
SWCD Aid (FY24)	None	\$159,893.71	\$4,407.59	\$50,509.57	\$109,384.14
Water Plan (FY24)	12/31/2025	\$15,000.00	\$847.57	\$12,384.12	\$1,691.26
WCA (FY24)	12/31/2025	\$20,000.00	\$278.79	\$6,212.03	\$13,787.97
WinLac 1WIP Implementation - Admin	12/31/2025	\$24,000.00	\$253.98	\$7,046.26	\$16,953.74
WinLac 1WIP Implementation - Technical	12/31/2025	\$5,000.00	\$0.00	\$826.21	\$4,173.79
WinLac 1WIP Implementation - Cost Share	12/31/2025	\$22,000.00	\$0.00	\$0.00	\$22,000.00
WinLaC 1WIP Chloride Monitoring	6/2/2025	\$1,550.00	\$0.00	\$0.00	\$1,550.00

REVENUE

DESCRIPTION	AMOUNT
Sale of Materials	\$ 46.78
SWCD Aid Funds	\$ 79,946.86
Interest Income	\$ 169.18
Sales Tax	\$ 3.22
Refunds/Reimbursements (MCIT)	\$ 1,015.00
Nitrate Monitoring Network - 1st & 2nd Qtrs. 2024 Paym.	\$ 253.98
HELP Grant - 2nd Qtr. 2024 Payment	\$ 933.03
Crooked Creek - 2nd Qtr 2024 Payment	\$ 3,258.02
Aquatic Invasive Species - FY24	\$ 11,260.50
Root River 1W1P Project Development - 2nd Qtr 2023 Payment	\$ 6,068.48
WinLaC 1W1P - 2nd Qtr 2024 Payment	\$ 2,425.45
Transfer from Hayable Buffer Investment Acct.	\$ 1,115.68
<b>Total</b>	
	Cash Revenue \$ 92,810.23
	Journal Entry Revenue \$ 13,685.95

DISBURSEMENTS

DESCRIPTION	AMOUNT
Salaries	\$ 18,187.23
Health Insurance	\$ 2,337.96
Life Insurance	\$ 4.50
HSA/VEBA Contribution	\$ 1,500.00
Pera	\$ 1,364.04
FICA	\$ 1,102.86
Medicare	\$ 257.93
Telephone	\$ 50.00
Postage	\$ 207.99
Office Rent	\$ 1,287.00
Office Supplies	\$ 73.73
Vehical Maintenance	\$ 348.52
Computer Hardware/Software	\$ 525.96
Education, Awards & Tours	\$ 24.99
ARPA - Projects	\$ 24,374.65
State Cost Share - Projects	\$ 30,984.93
Root River 1W1P Projects	\$ 1,539.70
Transfer to Winnebago Watershed Investment Acct.	\$ 1,000.00
<b>Total</b>	
	Cash Disbursements \$ 85,168.00
	Journal Entry Disbursements \$ 3.99

  
Signature

8-8-24  
Date

**August 2024**  
**Root River SWCD Treasurer's Report**

ASSETS	<u>BEGINNING</u> <u>BALANCE</u>	<u>ACTUAL THIS</u> <u>MONTH</u>	<u>ACTUAL YEAR-</u> <u>TO-DATE</u>	<u>CURRENT</u> <u>BALANCE</u>
CASH	\$ 1,211,119.21	\$ (13,433.33)	\$ 21,727.58	\$ 1,232,846.79
PETTY CASH	\$ 60.00	\$ -	\$ -	\$ 60.00
INVESTMENTS - <i>S&amp;W DESIGNATED RESERVE</i>	\$ 34,317.66	\$ -	\$ -	\$ 34,317.66
INVESTMENTS - <i>SOIL CONSER. &amp; COST SHARE</i>	\$ 62,290.15	\$ -	\$ -	\$ 62,290.15
INVESTMENTS - <i>CAPITAL EQUIPMENT</i>	\$ 16,759.89	\$ -	\$ -	\$ 16,759.89
INVESTMENTS - <i>WINNEBAGO WATERSHED</i>	\$ 15,774.69	\$ -	\$ 2,000.00	\$ 17,774.69
INVESTMENTS - <i>BEAR CREEK WATERSHED</i>	\$ 11,449.53	\$ -	\$ (115.68)	\$ 11,333.85
<b>TOTAL ASSETS</b>	<b>\$ 1,351,771.13</b>	<b>\$ (13,433.33)</b>	<b>\$ 23,611.90</b>	<b>\$ 1,375,383.03</b>
<i>CASH REVENUE</i>	\$ 26,983.69			
<i>JOURNAL ENTERIES</i>	\$ (8.28)			
<i>CASH DISBURSEMENTS</i>	\$ 40,408.74			

<u>GRANTS</u>	<u>Expiration of</u> <u>Grant</u>	<u>Grant Beginning</u> <u>Balance</u>	<u>Disbursements</u>	<u>Actual Grant</u> <u>Start-to-Date</u>	<u>Grant</u> <u>Remaining</u> <u>Balance</u>
AIS (FY22)	None	\$22,653.00	\$2,402.71	\$15,338.84	\$7,314.16
AIS (FY23)	None	\$22,612.00	\$0.00	\$0.00	\$22,612.00
AIS (FY24)	None	\$11,260.50	\$0.00	\$0.00	\$11,260.50
ARPA (Cost Share)	12/31/2026	\$250,000.00	\$200.00	\$63,786.00	\$186,214.00
Buffer Law (FY22)	12/31/2024	\$17,000.00	\$0.00	\$7,217.00	\$9,783.00
Buffer Law (FY23)	12/31/2025	\$17,000.00	\$0.00	\$0.00	\$17,000.00
Buffer Law (FY24)	12/31/2026	\$20,000.00	\$0.00	\$0.00	\$20,000.00
FY24 Conservation Contracts (Technical & Admin)	12/31/2025	\$4,738.00	\$1,198.19	\$4,738.00	\$0.00
FY25 Conservation Contracts (Technical & Admin)	12/31/2025	\$4,738.00	\$4,738.00	\$4,738.00	\$0.00
FY25 Conservation Delivery	12/31/2025	\$22,505.00	\$0.00	\$0.00	\$22,505.00
Crooked Creek (FY24)	12/31/2024	\$19,000.00	\$795.60	\$8,840.19	\$10,159.81
FY24 Easement Delivery	6/30/2025	\$3,450.00	\$3,450.00	\$3,450.00	\$0.00
HELP Grant (Technical)	12/31/2024	\$12,000.00	\$324.72	\$10,052.61	\$1,947.39
HELP Grant (Admin)	12/31/2024	\$3,000.00	\$244.50	\$1,914.96	\$1,085.04
HELP Grant (Match)	12/31/2024	\$10,000.00	\$421.32	\$4,107.80	\$5,892.20
HELP Grant (Cost Share)	12/31/2024	\$25,000.00	\$0.00	\$0.00	\$25,000.00

**August 2024**  
**Root River SWCD Treasurer's Report**


Local Capacity CY20 Amendment (County Appropriation)	12/31/2023	\$14,000.00	\$0.00	\$9,050.00	\$5,350.00
Local Capacity CY21 Amendment (County Appropriation)	12/31/2025	\$4,800.00	\$0.00	\$3,350.00	\$1,450.00
FY23 Local Capacity Service Grant (Admin)	12/31/2025	\$20,000.00	\$1,123.99	\$11,011.61	\$8,988.39
FY23 Local Capacity Service Grant (RIM)	12/31/2025	\$6,000.00	\$1,979.18	\$5,973.00	\$27.00
MDA Private Well Mitigation - RO Systems	6/1/2025	\$5,500.00	\$0.00	\$25.25	\$5,474.75
MDH Safe Drinking Water Tap-In Phase II Cost Share	4/1/2027	\$6,000.00	\$0.00	\$0.00	\$6,000.00
MDH Safe Drinking Water Tap-In Phase II Technical	4/1/2027	\$2,000.00	\$0.00	\$0.00	\$2,000.00
Nitrate Monitoring	6/30/2026	\$1,750.00	\$0.00	\$0.00	\$1,750.00
Root River 1W1P FY22/23 Project Development	12/31/2024	\$50,000.00	\$3,639.04	\$29,914.80	\$20,085.20
Root River 1W1P FY22/23 Projects	12/31/2024	\$134,000.00	\$0.00	\$117,572.83	\$16,427.17
Root River 1W1P FY24 Technical Assistance	12/31/2026	\$118,472.00	\$4,285.09	\$12,434.28	\$106,037.72
Root River 1W1P FY24 Projects	12/31/2026	\$275,480.00	\$2,772.00	\$2,772.00	\$272,708.00
SWCD Aid (FY24)	None	\$159,893.71	\$5,415.96	\$55,925.53	\$103,968.18
SWCD Aid (FY25)	None	\$79,946.86	\$0.00	\$0.00	\$79,946.86
Water Plan (FY24)	12/31/2025	\$15,000.00	\$1,410.99	\$13,795.11	\$280.27
WCA (FY24)	12/31/2025	\$20,000.00	\$657.09	\$6,869.12	\$13,130.88
WinLac 1W1P Implementation - Admin	12/31/2025	\$24,000.00	\$1,643.40	\$8,689.66	\$15,310.34
WinLac 1W1P Implementation - Technical	12/31/2025	\$5,000.00	\$0.00	\$826.21	\$4,173.79
WinLac 1W1P Implementation - Cost Share	12/31/2025	\$22,000.00	\$0.00	\$0.00	\$22,000.00
WinLaC 1W1P Chloride Monitoring	6/2/2025	\$1,200.00	\$0.00	\$0.00	\$1,200.00
WinLac 1W1P Implementation - Cost Share	12/31/2025	\$22,000.00	\$0.00	\$0.00	\$0.00

REVENUE

DESCRIPTION	AMOUNT
Interest Income	\$ 175.28
1W1P - Root River	\$ 25,808.41
Alliance Grant	\$ 1,000.00
<b>Total</b>	
	Cash Revenue \$ 26,983.69
	Journal Entry Revenue \$ -

DISBURSEMENTS

DESCRIPTION	AMOUNT
Salaries	\$ 27,280.84
Premium Pay	\$ 56.48
Health Insurance	\$ 2,337.96
Life Insurance	\$ 4.50
Pera	\$ 2,050.29
FICA	\$ 1,672.21
Medicare	\$ 391.08
Telephone	\$ 50.00
Postage	\$ 8.28
Office Rent	\$ 1,287.00
Misc Charges	\$ 12.16
Office Supplies	\$ 14.43
Vehical Maintenance	\$ 318.91
ARPA - Cost Share Project	\$ 400.00
Water Plan - <i>Push-Up Pond Projects</i>	\$ 3,000.00
Water Plan - <i>Pond Clean Out Projects</i>	\$ 500.00
Alliance Grant - <i>Advertising</i>	\$ 1,000.00
Dental Insurance Payable	\$ 32.88
<b>Total</b>	
	Cash Disbursements \$ 40,408.74
	Journal Entry Disbursements \$ 8.28

  
\_\_\_\_\_  
Signature

9-12-24  
\_\_\_\_\_  
Date

September 2024  
Root River SWCD Treasurer's Report

ASSETS	<u>BEGINNING</u> <u>BALANCE</u>	<u>ACTUAL THIS</u> <u>MONTH</u>	<u>ACTUAL</u> <u>YEAR-TO-</u> <u>DATE</u>	<u>CURRENT</u> <u>BALANCE</u>
CASH	\$ 1,211,119.21	\$ (40,868.95)	\$ (19,141.37)	\$ 1,191,977.84
PETTY CASH	\$ 60.00	\$ -	\$ -	\$ 60.00
INVESTMENTS - <i>S&amp;W DESIGNATED RESERVE</i>	\$ 34,317.66		\$ -	\$ 34,317.66
INVESTMENTS - <i>SOIL CONSER. &amp; COST SHARE</i>	\$ 62,290.15	\$ -	\$ -	\$ 62,290.15
INVESTMENTS - <i>CAPITAL EQUIPMENT</i>	\$ 16,759.89		\$ -	\$ 16,759.89
INVESTMENTS - <i>WINNEBAGO WATERSHED</i>	\$ 15,774.69		\$ 2,000.00	\$ 17,774.69
INVESTMENTS - <i>BEAR CREEK WATERSHED</i>	\$ 11,449.53		\$ (115.68)	\$ 11,333.85
<b>TOTAL ASSETS</b>	<b>\$ 1,351,771.13</b>	<b>\$ (40,868.95)</b>	<b>\$ (17,257.05)</b>	<b>\$ 1,334,514.08</b>
<i>CASH REVENUE</i>	\$ 1,835.67			
<i>JOURNAL ENTERIES</i>	\$ 669.64			
<i>CASH DISBURSEMENTS</i>	\$ 43,374.26			

<u>GRANTS</u>	<u>Expiration of</u> <u>Grant</u>	<u>Grant Beginning</u> <u>Balance</u>	<u>Disbursements</u>	<u>Actual Grant</u> <u>Start-to-Date</u>	<u>Grant</u> <u>Remaining</u> <u>Balance</u>
AIS (FY22)	None	\$22,653.00	\$147.26	\$15,486.10	\$7,166.90
AIS (FY23)	None	\$22,612.00	\$0.00	\$0.00	\$22,612.00
AIS (FY24)	None	\$11,260.50	\$0.00	\$0.00	\$11,260.50
ARPA (Cost Share)	12/31/2026	\$250,000.00	\$200.00	\$63,986.00	\$186,014.00
Buffer Law (FY22)	12/31/2025	\$17,000.00	\$134.46	\$7,351.46	\$9,648.54
Buffer Law (FY23)	12/31/2025	\$17,000.00	\$0.00	\$0.00	\$17,000.00
Buffer Law (FY24)	12/31/2026	\$20,000.00	\$0.00	\$0.00	\$20,000.00
Buffer Law (FY25)	12/31/2027	\$20,000.00	\$0.00	\$0.00	\$20,000.00
FY25 Conservation Delivery	12/31/2025	\$22,505.00	\$0.00	\$0.00	\$22,505.00
Crooked Creek (FY24)	12/31/2024	\$19,000.00	\$2,065.63	\$10,905.82	\$8,094.18
HELP Grant (Technical)	12/31/2024	\$12,000.00	\$0.00	\$10,052.61	\$1,947.39
HELP Grant (Admin)	12/31/2024	\$3,000.00	-\$88.02	\$1,826.94	\$1,173.06
HELP Grant (Match)	12/31/2024	\$10,000.00	\$33.39	\$4,141.19	\$5,858.81
HELP Grant (Cost Share)	12/31/2024	\$25,000.00	\$468.00	\$468.00	\$24,532.00
Local Capacity CY20 Amendment (County Appropriation)	12/31/2023	\$14,000.00	\$0.00	\$9,050.00	\$5,350.00
Local Capacity CY21 Amendment (County Appropriation)	12/31/2025	\$4,800.00	\$0.00	\$3,350.00	\$1,450.00

September 2024  
Root River SWCD Treasurer's Report


FY23 Local Capacity Service Grant (Admin)	12/31/2025	\$20,000.00	\$2,633.39	\$13,645.00	\$6,355.00
FY23 Local Capacity Service Grant (RIM)	12/31/2025	\$6,000.00	\$27.00	\$6,000.00	\$0.00
MDA Private Well Mitigation - RO Systems	6/1/2025	\$5,500.00	\$220.54	\$245.79	\$5,254.21
MDH Safe Drinking Water Tap-In Phase II Cost Share	4/1/2027	\$6,000.00	\$0.00	\$0.00	\$6,000.00
MDH Safe Drinking Water Tap-In Phase II Technical	4/1/2027	\$2,000.00	\$50.51	\$50.51	\$1,949.49
Nitrate Monitoring	6/30/2026	\$1,750.00	\$0.00	\$0.00	\$1,750.00
Root River 1W1P FY22/23 Project Development	12/31/2024	\$50,000.00	\$6,674.23	\$36,589.03	\$13,410.97
Root River 1W1P FY22/23 Projects	12/31/2024	\$134,000.00	\$5,045.42	\$122,618.25	\$11,381.75
Root River 1W1P FY24 Technical Assistance	12/31/2026	\$118,472.00	\$4,409.45	\$16,843.73	\$101,628.27
Root River 1W1P FY24 Projects	12/31/2026	\$275,480.00	\$0.00	\$2,772.00	\$272,708.00
SWCD Aid (FY24)	None	\$159,893.71	\$11,484.11	\$67,409.64	\$92,484.07
SWCD Aid (FY25)	None	\$79,946.86	\$0.00	\$0.00	\$79,946.86
Water Plan (FY24)	12/31/2025	\$20,068.00	\$1,514.50	\$15,309.61	\$3,833.77
WCA (FY24)	12/31/2025	\$20,000.00	\$0.00	\$6,869.12	\$13,130.88
WinLac 1W1P Implementation - Admin	12/31/2025	\$24,000.00	\$448.20	\$9,137.86	\$14,862.14
WinLac 1W1P Implementation - Technical	12/31/2025	\$5,000.00	\$0.00	\$826.21	\$4,173.79
WinLac 1W1P Implementation - Cost Share	12/31/2025	\$22,000.00	\$0.00	\$0.00	\$22,000.00
WinLaC 1W1P Chloride Monitoring	6/2/2025	\$1,200.00	\$0.00	\$0.00	\$1,200.00
WinLac 1W1P Implementation - Cost Share	12/31/2025	\$22,000.00	\$0.00	\$0.00	\$22,000.00

REVENUE

DESCRIPTION	AMOUNT
Sale of Materials	\$ 46.78
Interest Income	\$ , 173.59
Sales Tax	\$ 3.22
Refunds/Reimbursements (Refund Conservationist of Yr Expense)	\$ 72.38
WCA - 3rd Qtr. Payment	\$ 675.16
1W1P - Root River - Payments	\$ 1,539.70
<b>Total</b>	
	Cash Revenue \$ 1,835.67
	Journal Entry Revenue \$ 675.16

DISBURSEMENTS

DESCRIPTION	AMOUNT
Salaries	\$ 18,187.23
Per Diem	\$ 3,250.00
Health Insurance	\$ 2,337.96
Life Insurance	\$ 94.50
Pera	\$ 1,364.04
FICA	\$ 1,308.44
Medicare	\$ 306.02
Telephone	\$ 50.00
Postage	\$ 5.52
Mileage	\$ 472.68
Office Rent	\$ 1,287.00
IT Support - Adobe Software Renewal	\$ 256.37
Vehical Maintenance	\$ 371.51
Education, Awards & Tours	\$ 37.58
Banquet Expenses	\$ 18.87
ARPA - Projects	\$ 200.00
HELP - Projects	\$ 468.00
Water Plan - Projects	\$ 1,800.00
1W1P Root River Cost Share Project	\$ 11,629.82
Dental Insurance Payable	\$ (65.76)
<b>Total</b>	
	Cash Disbursements \$ 43,374.26
	Journal Entry Disbursements \$ 5.52
	Transfer of Funds Disbursements \$ -

  
Signature

12-12-24  
Date

October 2024  
Root River SWCD Treasurer's Report

ASSETS	<u>BEGINNING</u> <u>BALANCE</u>	<u>ACTUAL THIS</u> <u>MONTH</u>	<u>ACTUAL</u> <u>YEAR-TO-</u> <u>DATE</u>	<u>CURRENT</u> <u>BALANCE</u>
CASH	\$ 1,211,119.21	\$ 29,031.89	\$ 9,890.52	\$ 1,221,009.73
PETTY CASH	\$ 60.00	\$ -	\$ -	\$ 60.00
INVESTMENTS - <i>S&amp;W DESIGNATED RESERVE</i>	\$ 34,317.66		\$ -	\$ 34,317.66
INVESTMENTS - <i>SOIL CONSER. &amp; COST SHARE</i>	\$ 62,290.15	\$ -	\$ -	\$ 62,290.15
INVESTMENTS - <i>CAPITAL EQUIPMENT</i>	\$ 16,759.89		\$ -	\$ 16,759.89
INVESTMENTS - <i>WINNEBAGO WATERSHED</i>	\$ 15,774.69		\$ 2,000.00	\$ 17,774.69
INVESTMENTS - <i>BEAR CREEK WATERSHED</i>	\$ 11,449.53		\$ (115.68)	\$ 11,333.85
<b>TOTAL ASSETS</b>	<b>\$ 1,351,771.13</b>	<b>\$ 29,031.89</b>	<b>\$ 11,774.84</b>	<b>\$ 1,363,545.97</b>
<i>CASH REVENUE</i>	\$ 50,934.52			
<i>JOURNAL ENTERIES</i>	\$ 8,934.13			
<i>CASH DISBURSEMENTS</i>	\$ 30,836.76			

<u>GRANTS</u>	<u>Expiration of</u> <u>Grant</u>	<u>Grant</u> <u>Beginning</u> <u>Balance</u>	<u>Disbursements</u>	<u>Actual Grant</u> <u>Start-to-Date</u>	<u>Grant</u> <u>Remaining</u> <u>Balance</u>
AIS (FY22)	None	\$22,653.00	\$248.91	\$15,735.01	\$6,917.99
AIS (FY23)	None	\$22,612.00	\$0.00	\$0.00	\$22,612.00
AIS (FY24)	None	\$11,260.50	\$0.00	\$0.00	\$11,260.50
ARPA (Cost Share)	12/31/2026	\$250,000.00	\$1,897.84	\$65,883.84	\$184,116.16
Buffer Law (FY22)	12/31/2025	\$17,000.00	\$2,924.21	\$10,275.67	\$6,724.33
Buffer Law (FY23)	12/31/2025	\$17,000.00	\$0.00	\$0.00	\$17,000.00
Buffer Law (FY24)	12/31/2026	\$20,000.00	\$0.00	\$0.00	\$20,000.00
Buffer Law (FY25)	12/31/2027	\$20,000.00	\$0.00	\$0.00	\$20,000.00
FY25 Conservation Delivery	12/31/2025	\$22,505.00	\$0.00	\$0.00	\$22,505.00
Crooked Creek (FY24)	12/31/2024	\$19,000.00	\$332.94	\$11,238.76	\$7,761.24
HELP Grant (Technical)	12/31/2024	\$12,000.00	\$72.16	\$10,124.77	\$1,875.23
HELP Grant (Admin)	12/31/2024	\$3,000.00	\$29.34	\$1,856.28	\$1,143.72
HELP Grant (Match)	12/31/2024	\$10,000.00	\$30.44	\$4,171.63	\$5,828.37
HELP Grant (Cost Share)	12/31/2024	\$25,000.00	\$0.00	\$468.00	\$24,532.00
Local Capacity CY20 Amendment (County Appropriation)	12/31/2023	\$14,000.00	\$0.00	\$9,050.00	\$5,350.00

**October 2024**  
**Root River SWCD Treasurer's Report**

Local Capacity CY21 Amendment (County Appropriation)	12/31/2025	\$4,800.00	\$0.00	\$3,350.00	\$1,450.00
FY23 Local Capacity Service Grant (Admin)	12/31/2025	\$20,000.00	\$2,815.73	\$16,460.73	\$3,539.27
MDA Private Well Mitigation - RO Systems	6/1/2025	\$5,500.00	\$29.88	\$275.67	\$5,224.33
MDH Safe Drinking Water Tap-In Phase II Cost Share	4/1/2027	\$6,000.00	\$0.00	\$0.00	\$6,000.00
MDH Safe Drinking Water Tap-In Phase II Technical	4/1/2027	\$2,000.00	\$380.25	\$430.76	\$1,569.24
Nitrate Monitoring	6/30/2026	\$1,750.00	\$14.94	\$14.94	\$1,735.06
Root River 1W1P FY22/23 Project Development	12/31/2024	\$50,000.00	\$341.16	\$36,930.19	\$13,069.81
Root River 1W1P FY22/23 Projects	12/31/2024	\$134,000.00	\$0.00	\$122,618.25	\$11,381.75
Root River 1W1P FY24 Technical Assistance	12/31/2026	\$118,472.00	\$5,960.51	\$22,804.24	\$95,667.76
Root River 1W1P FY24 Projects	12/31/2026	\$275,480.00	\$0.00	\$2,772.00	\$272,708.00
SWCD Aid (FY24)	None	\$159,893.71	\$7,268.37	\$74,678.01	\$85,215.70
SWCD Aid (FY25)	None	\$79,946.86	\$0.00	\$0.00	\$79,946.86
Water Plan (FY24)	12/31/2025	\$20,068.00	\$1,281.61	\$16,591.22	\$2,552.16
WCA (FY24)	12/31/2025	\$20,000.00	\$465.23	\$7,334.35	\$12,665.65
WinLac 1W1P Implementation - Admin	12/31/2025	\$24,000.00	\$881.46	\$10,019.32	\$13,980.68
WinLac 1W1P Implementation - Technical	12/31/2025	\$5,000.00	\$0.00	\$826.21	\$4,173.79
WinLac 1W1P Implementation - Cost Share	12/31/2025	\$22,000.00	\$0.00	\$0.00	\$22,000.00
WinLaC 1W1P Chloride Monitoring	6/2/2025	\$1,200.00	\$0.00	\$0.00	\$1,200.00
WinLac 1W1P CRP - Admin	12/31/2025	\$2,000.00	\$253.98	\$253.98	\$1,746.02

REVENUE

DESCRIPTION	AMOUNT
Sale of Materials	\$ 346.78
Interest Income	\$ 157.44
Sales Tax	\$ 3.22
Refunds/Reimbursements -	\$ 43.00
Water Plan - 3rd Qtr. Payment	\$ 3,638.27
Water Plan - 3rd Qtr. Payment - County Levy	\$ 5,300.00
Crooked Creek - 3rd Qtr 2024 Payment	\$ 3,478.18
Buffer Implementation - FY25	\$ 20,000.00
Root River 1W1P	\$ 26,905.90
<b>Total</b>	
	Cash Revenue \$ 50,934.52
	Journal Entry Revenue \$ 8,938.27

DISBURSEMENTS

DESCRIPTION	AMOUNT
Salaries	\$ 18,187.22
Health Insurance	\$ 2,337.96
Life Insurance	\$ 4.50
HSA/VEBA Contribution	\$ 1,500.00
Pera	\$ 1,364.04
FICA	\$ 1,106.94
Medicare	\$ 258.89
Telephone	\$ 50.00
Postage	\$ 4.14
Registration/Training Fees	\$ 315.00
Other Repair & Maintenance (Crimper)	\$ 8.10
Office Rent	\$ 1,287.00
IT Support - Trimble Maintenance Agreement	\$ 846.00
Misc Charges	\$ 28.00
Vehical Maintenance	\$ 290.37
Trees	\$ 158.25
Education, Awards & Tours	\$ 86.99
Banquet Expenses	\$ 221.24
ARPA - Projects	\$ 1,897.84
Water Plan - Education	\$ 86.26
Water Plan - Pond Clean Out Projects	\$ 802.16
<b>Total</b>	
	Cash Disbursements \$ 30,836.76
	Journal Entry Disbursements \$ 4.14

---

Signature

---

Date

November 2024  
Root River SWCD Treasurer's Report

ASSETS	<u>BEGINNING</u> <u>BALANCE</u>	<u>ACTUAL THIS</u> <u>MONTH</u>	<u>ACTUAL</u> <u>YEAR-TO-</u> <u>DATE</u>	<u>CURRENT</u> <u>BALANCE</u>
CASH	\$ 1,211,119.21	\$ (278,623.49)	\$ (268,732.97)	\$ 942,386.24
PETTY CASH	\$ 60.00	\$ -	\$ -	\$ 60.00
INVESTMENTS - <i>S&amp;W DESIGNATED RESERVE</i>	\$ 34,317.66	\$ -	\$ -	\$ 34,317.66
INVESTMENTS - <i>SOIL CONSER. &amp; COST SHARE</i>	\$ 62,290.15	\$ -	\$ -	\$ 62,290.15
INVESTMENTS - <i>CAPITAL EQUIPMENT</i>	\$ 16,759.89	\$ -	\$ -	\$ 16,759.89
INVESTMENTS - <i>WINNEBAGO WATERSHED</i>	\$ 15,774.69	\$ -	\$ 2,000.00	\$ 17,774.69
INVESTMENTS - <i>BEAR CREEK WATERSHED</i>	\$ 11,449.53	\$ -	\$ (115.68)	\$ 11,333.85
<b>TOTAL ASSETS</b>	<b>\$ 1,351,771.13</b>	<b>\$ (278,623.49)</b>	<b>\$ (266,848.65)</b>	<b>\$ 1,084,922.48</b>
<i>CASH REVENUE</i>	\$ 3,072.85			
<i>JOURNAL ENTERIES</i>	\$ 2,296.62			
<i>CASH DISBURSEMENTS</i>	\$ 283,992.96			

<u>GRANTS</u>	<u>Expiration of</u> <u>Grant</u>	<u>Grant</u> <u>Beginning</u> <u>Balance</u>	<u>Disbursements</u>	<u>Actual Grant</u> <u>Start-to-Date</u>	<u>Grant</u> <u>Remaining</u> <u>Balance</u>
AIS (FY22)	None	\$22,653.00	\$365.05	\$16,100.06	\$6,552.94
AIS (FY23)	None	\$22,612.00	\$0.00	\$0.00	\$22,612.00
AIS (FY24)	None	\$11,260.50	\$0.00	\$0.00	\$11,260.50
ARPA (Cost Share)	12/31/2026	\$250,000.00	\$155,576.54	\$221,460.38	\$28,539.62
Buffer Law (FY22)	12/31/2025	\$17,000.00	\$3,581.19	\$13,856.86	\$3,143.14
Buffer Law (FY23)	12/31/2025	\$17,000.00	\$0.00	\$0.00	\$17,000.00
Buffer Law (FY24)	12/31/2026	\$20,000.00	\$0.00	\$0.00	\$20,000.00
Buffer Law (FY25)	12/31/2027	\$20,000.00	\$0.00	\$0.00	\$20,000.00
FY25 Conservation Delivery	12/31/2025	\$22,505.00	\$0.00	\$0.00	\$22,505.00
Crooked Creek (FY24)	12/31/2024	\$19,000.00	\$2,060.03	\$13,298.79	\$5,701.21
HELP Grant (Technical)	12/31/2024	\$12,000.00	\$541.20	\$10,665.97	\$1,334.03
HELP Grant (Admin)	12/31/2024	\$3,000.00	\$68.46	\$1,924.74	\$1,075.26
HELP Grant (Match)	12/31/2024	\$10,000.00	\$945.42	\$5,117.05	\$4,882.95
HELP Grant (Cost Share)	12/31/2024	\$25,000.00	\$0.00	\$468.00	\$24,532.00
Local Capacity CY20 Amendment (County Appropriation)	12/31/2023	\$14,000.00	\$4,800.00	\$13,850.00	\$550.00

**November 2024**  
**Root River SWCD Treasurer's Report**

Local Capacity CY21 Amendment (County Appropriation)	12/31/2025	\$4,800.00	\$0.00	\$3,350.00	\$1,450.00
FY23 Local Capacity Service Grant (Admin)	12/31/2025	\$20,000.00	\$2,638.66	\$19,099.39	\$900.61
MDA Private Well Mitigation - RO Systems	6/1/2025	\$5,500.00	\$0.00	\$275.67	\$5,224.33
MDH Safe Drinking Water Tap-In Phase II Cost Share	4/1/2027	\$6,000.00	\$0.00	\$0.00	\$6,000.00
MDH Safe Drinking Water Tap-In Phase II Technical	4/1/2027	\$2,000.00	\$0.00	\$430.76	\$1,569.24
Nitrate Monitoring	6/30/2026	\$1,750.00	\$0.00	\$14.94	\$1,735.06
Root River IWIP FY22/23 Project Development	12/31/2024	\$50,000.00	\$227.44	\$37,157.63	\$12,842.37
Root River IWIP FY22/23 Projects	12/31/2024	\$134,000.00	\$11,381.75	\$134,000.00	\$0.00
Root River IWIP FY24 Technical Assistance	12/31/2026	\$118,472.00	\$3,092.52	\$25,896.76	\$92,575.24
Root River IWIP FY24 Projects	12/31/2026	\$275,480.00	\$73,246.87	\$76,018.87	\$199,461.13
SWCD Aid (FY24)	None	\$159,893.71	\$2,575.80	\$77,253.81	\$82,639.90
SWCD Aid (FY25)	None	\$79,946.86	\$0.00	\$0.00	\$79,946.86
Water Plan (FY24)	12/31/2025	\$20,068.00	\$1,014.15	\$17,605.37	\$1,538.01
WCA (FY24)	12/31/2025	\$20,000.00	\$219.03	\$7,553.38	\$12,446.62
WinLac IWIP Implementation - Admin	12/31/2025	\$24,000.00	\$642.42	\$10,661.74	\$13,338.26
WinLac IWIP Implementation - Technical	12/31/2025	\$5,000.00	\$113.72	\$939.93	\$4,060.07
WinLac IWIP Implementation - Cost Share	12/31/2025	\$22,000.00	\$0.00	\$0.00	\$22,000.00
WinLaC IWIP Chloride Monitoring	6/2/2025	\$1,200.00	\$0.00	\$0.00	\$1,200.00
WinLac IWIP CRP - Admin	12/31/2025	\$2,000.00	\$0.00	\$253.98	\$1,746.02

REVENUE

DESCRIPTION	AMOUNT
Trees	\$ 232.00
Interest Income	\$ 569.33
Sales Tax	\$ 15.95
Refunds/Reimbursements	\$ 884.00
HELP Grant - 3rd Qtr Payment	\$ 1,028.10
MDA Private Well Mitigation	\$ 321.56
Root River 1W1P	\$ 21.91
WinLaC 1W1P - 3rd Qtr. Payment	\$ 2,076.66
WinLaC 1W1P CRP - 3rd Qtr. Payment	\$ 224.10
<b>Total</b>	
	Cash Revenue \$ 3,072.85
	Journal Entry Revenue \$ 2,300.76
	Transfer of Funds Revenue \$ -

DISBURSEMENTS

DESCRIPTION	AMOUNT
Salaries	\$ 18,187.22
Health Insurance	\$ 2,337.96
Life Insurance	\$ 4.50
Pera	\$ 1,364.04
FICA	\$ 1,108.98
Medicare	\$ 259.36
Telephone	\$ 50.00
Postage	\$ 4.14
Registration/Training Fees	\$ 820.00
Audit	\$ 4,500.00
Mileage	\$ 445.55
Lodging	\$ 327.28
Meals	\$ 242.07
Office Rent	\$ 1,287.00
IT Support -	\$ 58.16
Misc Charges	\$ 3.90
Office Supplies	\$ 446.98
Vehical Maintenance	\$ 397.45
Trees	\$ 2,816.91
Banquet Expenses	\$ 72.38
ARPA - Projects	\$ 155,576.54
Local Capacity Projects	\$ 4,800.00
1W1P Root River Cost Share Project	\$ 88,607.93
1W1P Root River Education	\$ 21.91
Water Plan - Pond Clean Out Projects	\$ 223.96
Dental Insurance Payable	\$ 32.88
<b>Total</b>	
	Cash Disbursements \$ 283,992.96
	Journal Entry Disbursements \$ 4.14
	Transfer of Funds Disbursements \$ -

  
Signature

12-12-24  
Date

December 2024  
Root River SWCD Treasurer's Report

ASSETS	<u>BEGINNING</u> <u>BALANCE</u>	<u>ACTUAL THIS</u> <u>MONTH</u>	<u>ACTUAL</u> <u>YEAR-TO-</u> <u>DATE</u>	<u>CURRENT</u> <u>BALANCE</u>
CASH	\$ 1,211,119.21	\$ 176,559.59	\$ (92,173.38)	\$ 1,118,945.83
PETTY CASH	\$ 60.00	\$ -	\$ -	\$ 60.00
INVESTMENTS - <i>S&amp;W DESIGNATED RESERVE</i>	\$ 34,317.66	\$ 9,740.90	\$ 9,740.90	\$ 44,058.56
INVESTMENTS - <i>SOIL CONSER. &amp; COST SHARE</i>	\$ 62,290.15	\$ -	\$ -	\$ 62,290.15
INVESTMENTS - <i>CAPITAL EQUIPMENT</i>	\$ 16,759.89	\$ 40,000.00	\$ 40,000.00	\$ 56,759.89
INVESTMENTS - <i>WINNEBAGO WATERSHED</i>	\$ 15,774.69	\$ -	\$ 2,000.00	\$ 17,774.69
INVESTMENTS - <i>BEAR CREEK WATERSHED</i>	\$ 11,449.53	\$ -	\$ (115.68)	\$ 11,333.85
<b>TOTAL ASSETS</b>	<b>\$ 1,351,771.13</b>	<b>\$ 226,300.49</b>	<b>\$ (40,548.16)</b>	<b>\$ 1,311,222.97</b>
<i>CASH REVENUE</i>	\$ 229,999.00			
<i>JOURNAL ENTERIES</i>	\$ 85,684.86			
<i>CASH DISBURSEMENTS</i>	\$ 139,124.27			

<u>GRANTS</u>	<u>Expiration of</u> <u>Grant</u>	<u>Grant</u> <u>Beginning</u> <u>Balance</u>	<u>Disbursements</u>	<u>Actual Grant</u> <u>Start-to-Date</u>	<u>Grant</u> <u>Remaining</u> <u>Balance</u>
AIS (FY22)	None	\$22,653.00	\$757.93	\$16,857.99	\$5,795.01
AIS (FY23)	None	\$22,612.00	\$0.00	\$0.00	\$22,612.00
AIS (FY24)	None	\$22,521.00	\$0.00	\$0.00	\$22,521.00
ARPA (Cost Share)	12/31/2026	\$250,000.00	\$1,000.00	\$222,460.38	\$27,539.62
Buffer Law (FY22)	12/31/2025	\$17,000.00	\$3,143.14	\$17,000.00	\$0.00
Buffer Law (FY23)	12/31/2025	\$17,000.00	\$1,660.13	\$1,660.13	\$15,339.87
Buffer Law (FY24)	12/31/2026	\$20,000.00	\$0.00	\$0.00	\$20,000.00
Buffer Law (FY25)	12/31/2027	\$20,000.00	\$0.00	\$0.00	\$20,000.00
FY25 Conservation Delivery	12/31/2025	\$22,505.00	\$0.00	\$0.00	\$22,505.00
Crooked Creek (FY24)	12/31/2024	\$19,000.00	\$1,226.84	\$14,525.63	\$4,474.37
HELP Grant (Technical)	12/31/2024	\$12,000.00	\$613.36	\$11,279.33	\$720.67
HELP Grant (Admin)	12/31/2024	\$3,000.00	\$1,075.26	\$3,000.00	\$0.00
HELP Grant (Match)	12/31/2024	\$10,000.00	\$4,882.95	\$10,000.00	\$0.00
HELP Grant (Cost Share)	12/31/2024	\$25,000.00	\$21,880.57	\$22,348.57	\$2,651.43
Local Capacity CY20 Amendment (County Appropriation)	12/31/2023	\$14,000.00	\$0.00	\$13,850.00	\$550.00
Local Capacity CY21 Amendment (County Appropriation)	12/31/2025	\$4,800.00	\$0.00	\$3,350.00	\$1,450.00
FY23 Local Capacity Service Grant (Admin)	12/31/2025	\$20,000.00	\$900.61	\$20,000.00	\$0.00
MDA Private Well Mitigation - RO Systems	6/1/2025	\$5,500.00	-\$29.88	\$245.79	\$5,254.21

**December 2024**  
**Root River SWCD Treasurer's Report**

MDH Safe Drinking Water Tap-In Phase II Cost Share	4/1/2027	\$6,000.00	\$0.00	\$0.00	\$6,000.00
MDH Safe Drinking Water Tap-In Phase II Technical	4/1/2027	\$2,000.00	\$0.00	\$430.76	\$1,569.24
Nitrate Monitoring	6/30/2026	\$1,750.00	\$0.00	\$14.94	\$1,735.06
Root River 1W1P FY22/23 Project Development	12/31/2024	\$50,000.00	\$89.69	\$37,247.32	\$12,752.68
Root River 1W1P FY24 Technical Assistance	12/31/2026	\$118,472.00	\$518.53	\$26,415.29	\$92,056.71
Root River 1W1P FY24 Projects	12/31/2026	\$275,480.00	\$51,063.80	\$127,082.67	\$148,397.33
SWCD Aid (FY24)	None	\$159,893.71	\$6,109.57	\$83,363.38	\$76,530.33
SWCD Aid (FY25)	None	\$159,893.71	\$0.00	\$0.00	\$159,893.71
Water Plan (FY24)	12/31/2025	\$20,068.00	\$671.09	\$18,276.46	\$866.92
WCA (FY24)	12/31/2025	\$20,000.00	\$57.34	\$7,610.72	\$12,389.28
WinLac 1W1P Implementation - Admin	12/31/2025	\$24,000.00	\$1,254.96	\$11,916.70	\$12,083.30
WinLac 1W1P Implementation - Technical	12/31/2025	\$5,000.00	\$170.58	\$1,110.51	\$3,889.49
WinLac 1W1P Implementation - Cost Share	12/31/2025	\$22,000.00	\$0.00	\$0.00	\$22,000.00
WinLaC 1W1P Chloride Monitoring	6/2/2025	\$1,200.00	\$0.00	\$0.00	\$1,200.00
WinLac 1W1P CRP - Admin	12/31/2025	\$2,000.00	\$0.00	\$253.98	\$1,746.02

REVENUE

DESCRIPTION	AMOUNT
SWCD Aid	\$ 79,946.85
Sale of Materials	\$ 68.70
Trees	\$ 4,003.00
County Appropriation - 2024 Second Half	\$ 62,500.00
County Appropriation - Bear Creek Watershed - 2024 2nd Half	\$ 1,000.00
Interest Income	\$ 158.23
Sales Tax	\$ 280.29
JPB - Rent Payment	\$ 863.78
Alliance Grant - 3rd Qtr 2024 Payment	\$ 18,006.43
County Appropriation - Winnebago Watershed - 2024 2nd Half	\$ 1,000.00
WCA - 4th Qtr. Payment & FY24 Mandatory Advance = \$5,000	\$ 5,503.49
Aquatic Invasive Species - 2024 2nd Half	\$ 11,260.50
Root River 1W1P	\$ 126,671.72
Water Plan - 4th Qtr. Payment	\$ 3,401.65
Water Plan - 4th Qtr. Payment - County Levy	\$ 1,026.12
<b>Total</b>	
	Cash Revenue \$ 229,999.00
	Journal Entry Revenue \$ 85,691.76

DISBURSEMENTS

DESCRIPTION	AMOUNT
Salaries	\$ 18,187.23
Per Diem	\$ 2,875.00
Health Insurance	\$ 2,337.96
Life Insurance	\$ 94.50
Pera	\$ 1,364.04
FICA	\$ 1,285.18
Medicare	\$ 300.57
Telephone	\$ 50.00
Postage	\$ 6.90
Mileage	\$ 410.38
Office Rent	\$ 1,287.00
Vehical Maintenance	\$ 247.21
ARPA - Projects	\$ 1,000.00
HELP - Projects	\$ 21,880.51
1W1P Root River	\$ 38,063.79
Transfer to Designated Reserve Investment Acct.	\$ 9,740.90
Transfer to Capital Equipment Investment Acct.	\$ 40,000.00
<b>Total</b>	
	Cash Disbursements \$ 139,124.27
	Journal Entry Disbursements \$ 6.90

  
\_\_\_\_\_  
Signature

1-9-25  
\_\_\_\_\_  
Date

**January 2025  
Financial Statement**

<b>ASSETS</b>	<b><u>BEGINNING</u></b>	<b><u>ACTUAL THIS</u></b>	<b><u>ACTUAL</u></b>	<b><u>CURRENT</u></b>
	<b><u>BALANCE</u></b>	<b><u>MONTH</u></b>	<b><u>YEAR-TO-</u></b>	<b><u>BALANCE</u></b>
			<b><u>DATE</u></b>	
CASH	\$ 1,118,945.83	\$ (49,496.84)	\$ (49,496.84)	\$ 1,069,448.99
PETTY CASH	\$ 60.00	\$ -	\$ -	\$ 60.00
INVESTMENTS - <i>S&amp;W DESIGNATED RESERVE</i>	\$ 44,058.56	\$ -	\$ -	\$ 44,058.56
INVESTMENTS - <i>SOIL CONSER. &amp; COST SHARE</i>	\$ 62,290.15	\$ -	\$ -	\$ 62,290.15
INVESTMENTS - <i>CAPITAL EQUIPMENT</i>	\$ 56,759.89	\$ -	\$ -	\$ 56,759.89
INVESTMENTS - <i>WINNEBAGO WATERSHED</i>	\$ 17,774.69	\$ 1,000.00	\$ 1,000.00	\$ 18,774.69
INVESTMENTS - <i>BEAR CREEK WATERSHED</i>	\$ 11,333.85	\$ 1,000.00	\$ 1,000.00	\$ 12,333.85
<b>TOTAL ASSETS</b>	<b>\$ 1,311,222.97</b>	<b>\$ (47,496.84)</b>	<b>\$ (47,496.84)</b>	<b>\$ 1,263,726.13</b>
<i>CASH REVENUE</i>	\$ 33,740.90			
<i>JOURNAL ENTERIES</i>	\$ 3,355.73			
<i>CASH DISBURSEMENTS</i>	\$ 86,593.47			

<b><u>GRANTS</u></b>	<b><u>Expiration of</u></b>	<b><u>Grant</u></b>	<b><u>Disbursements</u></b>	<b><u>Actual Grant</u></b>	<b><u>Grant</u></b>
	<b><u>Grant</u></b>	<b><u>Beginning</u></b>		<b><u>Start-to-Date</u></b>	<b><u>Remaining</u></b>
		<b><u>Balance</u></b>			<b><u>Balance</u></b>
AIS (FY22)	None	\$22,653.00	\$4,716.81	\$21,574.80	\$1,078.20
AIS (FY23)	None	\$22,612.00	\$0.00	\$0.00	\$22,612.00
AIS (FY24)	None	\$22,521.00	\$0.00	\$0.00	\$22,521.00
ARPA (Cost Share)	12/31/2026	\$250,000.00	\$0.00	\$222,460.38	\$27,539.62
Buffer Law (FY23)	12/31/2025	\$17,000.00	\$1,235.21	\$2,895.34	\$14,104.66
Buffer Law (FY24)	12/31/2026	\$20,000.00	\$0.00	\$0.00	\$20,000.00
Buffer Law (FY25)	12/31/2027	\$20,000.00	\$0.00	\$0.00	\$20,000.00
FY25 Conservation Delivery	12/31/2025	\$22,505.00	\$10,645.71	\$10,645.71	\$11,859.29
Crooked Creek (FY25)	12/31/2025	\$19,000.00	\$1,410.22	\$1,410.22	\$17,589.78
FY25 Easement Delivery	1/31/2029	\$3,450.00	\$0.00	\$0.00	\$3,450.00
Local Capacity CY20 Amendment (County Appropriation)	12/31/2023	\$14,000.00	\$0.00	\$13,850.00	\$550.00
Local Capacity CY21 Amendment (County Appropriation)	12/31/2025	\$4,800.00	\$0.00	\$3,350.00	\$1,450.00
MDA Private Well Mitigation - RO Systems	6/1/2025	\$5,500.00	\$0.00	\$245.79	\$5,254.21
MDH Safe Drinking Water Tap-In Phase II Cost Share	4/1/2027	\$6,000.00	\$0.00	\$0.00	\$6,000.00
MDH Safe Drinking Water Tap-In Phase II Technical	4/1/2027	\$2,000.00	\$64.55	\$495.31	\$1,504.69

**January 2025**

**Financial Statement**


Nitrate Monitoring	6/30/2026	\$1,750.00	\$0.00	\$14.94	\$1,735.06
Root River 1W1P FY22/23 Project Development	12/31/2025	\$50,000.00	\$0.00	\$37,247.32	\$12,752.68
Root River 1W1P FY24 Technical Assistance	12/31/2026	\$118,472.00	\$2,615.28	\$129,030.57	\$89,441.43
Root River 1W1P FY24 Projects	12/31/2026	\$275,480.00	\$0.00	\$127,082.67	\$148,397.33
SWCD Aid (FY24)	None	\$159,893.71	\$7,336.47	\$90,699.85	\$69,193.86
SWCD Aid (FY25)	None	\$159,893.71	\$0.00	\$0.00	\$159,893.71
Water Plan (FY24)	12/31/2025	\$20,068.00	\$794.03	\$19,070.49	\$72.89
Water Plan (FY25)	12/31/2025	\$19,617.00	\$0.00	\$0.00	\$19,617.00
WCA (FY25)	12/31/2025	\$20,000.00	\$1,831.22	\$1,831.22	\$18,168.78
WinLac 1W1P Implementation - Admin	12/31/2025	\$24,000.00	\$2,389.97	\$14,306.67	\$9,693.33
WinLac 1W1P Implementation - Technical	12/31/2025	\$5,000.00	\$0.00	\$1,110.51	\$3,889.49
WinLac 1W1P Implementation - Cost Share	12/31/2025	\$22,000.00	\$0.00	\$0.00	\$22,000.00
WinLaC 1W1P Chloride Monitoring	6/2/2025	\$1,200.00	\$0.00	\$0.00	\$1,200.00
WinLaC 1W1P CRP - Admin	12/31/2025	\$2,000.00	\$0.00	\$253.98	\$1,746.02

**REVENUE**

<b>DESCRIPTION</b>	<b>AMOUNT</b>
Sale of Materials	\$ 37.50
Trees	\$ 3,067.00
Interest Income	\$ 163.07
Sales Tax	\$ 154.64
JPB - 4th Qtr. 2024 Payment	\$ 863.78
Crooked Creek - 4th Qtr. 2024 Payment	\$ 4,447.03
Alliance Grant - 4th Qtr Payment 2024	\$ 12,069.91
Root River 1W1P	\$ 12,937.97
WinLaC 1W1P - Admin & Technical - 4th Qtr. 2024 Payment	\$ 3,332.06
WinLaC CRP - Admin - 4th Qtr 2024 Payment	\$ 29.88
<b>Total</b>	
	Cash Revenue \$ 33,740.90
	Journal Entry Revenue \$ 3,361.94

**DISBURSEMENTS**

<b>DESCRIPTION</b>	<b>AMOUNT</b>
Salaries	\$ 28,771.24
Health Insurance	\$ 4,143.76
Life Insurance	\$ 4.50
HSA/VEBA Contribution	\$ 2,062.52
Pera	\$ 2,157.84
FICA	\$ 1,757.24
Workers Compensation	\$ 3,366.00
Medicare	\$ 410.98
Telephone	\$ 50.00
Postage	\$ 6.21
Membership Dues	\$ 7,431.37
Office Rent	\$ 1,287.00
Liability Insurance	\$ 3,493.00
Office Supplies	\$ 144.25
Vehecal Maintenance	\$ 220.77
Trees	\$ 325.00
MN Sales & Use Tax	\$ 768.00
Root River 1W1P Projects	\$ 28,200.00
Transfer to Bear Creek Watershed Investment Acct.	\$ 1,000.00
Transfer to Winnebago Watershed Acct.	\$ 1,000.00
<b>Total</b>	
	Cash Disbursements \$ 86,593.47
	Journal Entry Disbursements \$ 6.21

  
\_\_\_\_\_  
Signature

2-13-25  
\_\_\_\_\_  
Date

**February 2025  
Financial Report**

<u>ASSETS</u>	<u>BEGINNING</u> <u>BALANCE</u>	<u>ACTUAL THIS</u> <u>MONTH</u>	<u>ACTUAL YEAR-</u> <u>TO-DATE</u>	<u>CURRENT</u> <u>BALANCE</u>
CASH	\$ 1,118,945.83	\$ (89,237.93)	\$ (138,734.77)	\$ 980,211.06
PETTY CASH	\$ 60.00	\$ -	\$ -	\$ 60.00
INVESTMENTS - <i>S&amp;W DESIGNATED RESERVE</i>	\$ 44,058.56	\$ -	\$ -	\$ 44,058.56
INVESTMENTS - <i>SOIL CONSER. &amp; COST SHARE</i>	\$ 62,290.15	\$ -	\$ -	\$ 62,290.15
INVESTMENTS - <i>CAPITAL EQUIPMENT</i>	\$ 56,759.89	\$ -	\$ -	\$ 56,759.89
INVESTMENTS - <i>WINNEBAGO WATERSHED</i>	\$ 17,774.69	\$ -	\$ 1,000.00	\$ 18,774.69
INVESTMENTS - <i>BEAR CREEK WATERSHED</i>	\$ 11,333.85	\$ -	\$ 1,000.00	\$ 12,333.85
<b>TOTAL ASSETS</b>	<b>\$ 1,311,222.97</b>	<b>\$ (89,237.93)</b>	<b>\$ (136,734.77)</b>	<b>\$ 1,174,488.20</b>
<i>CASH REVENUE</i>	\$ 6,242.93			
<i>JOURNAL ENTERIES</i>	\$ (4.14)			
<i>CASH DISBURSEMENTS</i>	\$ 95,476.72			

<u>GRANTS</u>	<u>Expiration of</u> <u>Grant</u>	<u>Grant Beginning</u> <u>Balance</u>	<u>Disbursements</u>	<u>Actual Grant</u> <u>Start-to-Date</u>	<u>Grant</u> <u>Remaining</u> <u>Balance</u>
AIS (FY22)	None	\$22,653.00	\$1,078.20	\$22,653.00	\$0.00
AIS (FY23)	None	\$22,612.00	\$451.43	\$451.43	\$22,160.57
AIS (FY24)	None	\$22,521.00	\$0.00	\$0.00	\$22,521.00
ARPA (Cost Share)	12/31/2026	\$250,000.00	\$0.00	\$222,460.38	\$27,539.62
Buffer Law (FY23)	12/31/2025	\$17,000.00	\$3,094.68	\$5,990.02	\$11,009.98
Buffer Law (FY24)	12/31/2026	\$20,000.00	\$0.00	\$0.00	\$20,000.00
Buffer Law (FY25)	12/31/2027	\$20,000.00	\$0.00	\$0.00	\$20,000.00
FY25 Conservation Delivery	12/31/2025	\$22,505.00	\$6,675.41	\$17,321.12	\$5,183.88
Crooked Creek (FY25)	12/31/2025	\$19,000.00	\$6,294.18	\$7,704.40	\$11,295.60
FY25 Easement Delivery	1/31/2029	\$3,450.00	\$0.00	\$0.00	\$3,450.00
Local Capacity CY20 Amendment (County Appropriation)	12/31/2023	\$14,000.00	\$0.00	\$13,850.00	\$550.00
Local Capacity CY21 Amendment (County Appropriation)	12/31/2025	\$4,800.00	\$0.00	\$3,350.00	\$1,450.00
MDA Private Well Mitigation - RO Systems	6/1/2025	\$5,500.00	\$512.64	\$758.43	\$4,741.57
MDH Safe Drinking Water Tap-In Phase II Cost Share	4/1/2027	\$6,000.00	\$0.00	\$0.00	\$6,000.00
MDH Safe Drinking Water Tap-In Phase II Technical	4/1/2027	\$2,000.00	\$160.20	\$655.51	\$1,344.49

**February 2025  
Financial Report**

Nitrate Monitoring	6/30/2026	\$1,750.00	\$16.48	\$31.42	\$1,718.58
Root River 1W1P FY22/23 Project Development	12/31/2025	\$47,487.50	\$0.00	\$37,247.32	\$10,240.18
Root River 1W1P FY22/23 Cost Share Projects	12/31/2025	\$2,512.50	\$0.00	\$0.00	\$2,512.50
Root River 1W1P FY24 Technical Assistance	12/31/2026	\$118,472.00	\$80.10	\$129,110.67	\$89,361.33
Root River 1W1P FY24 Projects	12/31/2026	\$275,480.00	\$15,200.00	\$142,282.67	\$133,197.33
SWCD Aid (FY24)	None	\$159,893.71	\$1,577.56	\$92,277.41	\$67,616.30
SWCD Aid (FY25)	None	\$159,893.71	\$0.00	\$0.00	\$159,893.71
Water Plan (FY24)	12/31/2025	\$20,068.00	\$72.89	\$19,143.38	\$0.00
Water Plan (FY25)	12/31/2025	\$19,617.00	\$1,796.07	\$1,796.07	\$17,820.93
WCA (FY25)	12/31/2025	\$20,000.00	\$669.12	\$2,500.34	\$17,499.66
WinLac 1W1P Implementation - Admin	12/31/2025	\$24,000.00	\$1,186.74	\$15,493.41	\$8,506.59
WinLac 1W1P Implementation - Technical	12/31/2025	\$5,000.00	\$434.82	\$1,545.33	\$3,454.67
WinLac 1W1P Implementation - Cost Share	12/31/2025	\$12,000.00	\$0.00	\$0.00	\$12,000.00
WinLaC 1W1P Chloride Monitoring	6/2/2025	\$2,100.00	\$1,164.30	\$1,164.30	\$935.70
WinLaC 1W1P CRP - Admin	12/31/2025	\$2,000.00	\$0.00	\$253.98	\$1,746.02

REVENUE

DESCRIPTION	AMOUNT
Sale of Materials	\$ 25.00
Trees	\$ 1,191.00
Interest Income	\$ 154.51
Sale of Surplus Property	\$ 900.00
Sales Tax	\$ 76.71
Nitrate Monitoring Network - 4th Qtr. 2024 Payment	\$ 14.94
Easement Delivery FY25	\$ 3,450.00
MDH Safe Drinking Water - 4th Qtr. 2024 Payment	\$ 430.77
<b>Total</b>	
	Cash Revenue \$ 6,242.93
	Journal Entry Revenue \$ -

DISBURSEMENTS

DESCRIPTION	AMOUNT
Salaries	\$ 19,856.02
Health Insurance	\$ 4,143.76
Life Insurance	\$ 4.50
Pera	\$ 1,489.20
FICA	\$ 1,204.50
Medicare	\$ 281.70
Telephone	\$ 50.00
Postage	\$ 4.14
Membership Dues	\$ 4,215.00
Registration/Training Fees	\$ 40.00
Meals	\$ 12.70
Office Rent	\$ 1,287.00
Misc Charges	\$ 25.00
Vehical Maintenance	\$ 177.32
Trees	\$ 220.69
1W1P - i90 Soil Health Tour 2025	\$ 392.16
1W1P - Project	\$ 62,077.17
<b>Total</b>	
	Cash Disbursements \$ 95,476.72
	Journal Entry Disbursements \$ 4.14

  
\_\_\_\_\_  
Signature

3-12-25  
\_\_\_\_\_  
Date

**March 2025  
Financial Statement**

<b>ASSETS</b>	<b><u>BEGINNING</u> <u>BALANCE</u></b>	<b><u>ACTUAL THIS</u> <u>MONTH</u></b>	<b><u>ACTUAL YEAR-</u> <u>TO-DATE</u></b>	<b><u>CURRENT</u> <u>BALANCE</u></b>
CASH	\$ 1,211,119.21	\$ 64,765.02	\$ (73,969.75)	\$ 1,044,976.08
PETTY CASH	\$ 60.00	\$ -	\$ -	\$ 60.00
INVESTMENTS - <i>S&amp;W DESIGNATED RESERVE</i>	\$ 34,317.66		\$ -	\$ 44,058.56
INVESTMENTS - <i>SOIL CONSER. &amp; COST SHARE</i>	\$ 62,290.15	\$ -	\$ -	\$ 62,290.15
INVESTMENTS - <i>CAPITAL EQUIPMENT</i>	\$ 16,759.89		\$ -	\$ 56,759.89
INVESTMENTS - <i>WINNEBAGO WATERSHED</i>	\$ 15,774.69		\$ 1,000.00	\$ 18,774.69
INVESTMENTS - <i>BEAR CREEK WATERSHED</i>	\$ 11,449.53		\$ 1,000.00	\$ 12,333.85
<b>TOTAL ASSETS</b>	<b>\$ 1,351,771.13</b>	<b>\$ 64,765.02</b>	<b>\$ (71,969.75)</b>	<b>\$ 1,239,253.22</b>
<i>CASH REVENUE</i>	\$ 95,924.96			
<i>JOURNAL ENTERIES</i>	\$ 3,306.53			
<i>CASH DISBURSEMENTS</i>	\$ 34,466.47			

<b><u>GRANTS</u></b>	<b><u>Expiration of</u> <u>Grant</u></b>	<b><u>Grant Beginning</u> <u>Balance</u></b>	<b><u>Disbursements</u></b>	<b><u>Actual Grant</u> <u>Start-to-Date</u></b>	<b><u>Grant</u> <u>Remaining</u> <u>Balance</u></b>
AIS (FY23)	None	\$22,612.00	\$2,309.10	\$2,760.53	\$19,851.47
AIS (FY24)	None	\$22,521.00	\$0.00	\$0.00	\$22,521.00
ARPA (Cost Share)	12/31/2026	\$250,000.00	\$0.00	\$222,460.38	\$27,539.62
Buffer Law (FY23)	12/31/2025	\$17,000.00	\$6,825.71	\$12,815.73	\$4,184.27
Buffer Law (FY24)	12/31/2026	\$20,000.00	\$0.00	\$0.00	\$20,000.00
Buffer Law (FY25)	12/31/2027	\$20,000.00	\$0.00	\$0.00	\$20,000.00
FY25 Conservation Delivery	12/31/2025	\$22,505.00	\$5,183.88	\$22,505.00	\$0.00
Crooked Creek (FY25)	12/31/2025	\$19,000.00	\$2,330.83	\$10,035.23	\$8,964.77
FY25 Easement Delivery	1/31/2029	\$3,450.00	\$167.28	\$167.28	\$3,282.72
Local Capacity CY20 Amendment (County Appropriation)	12/31/2023	\$14,000.00	\$550.00	\$14,400.00	\$0.00
Local Capacity CY21 Amendment (County Appropriation)	12/31/2025	\$4,800.00	\$1,450.00	\$4,800.00	\$0.00
MDA Private Well Mitigation - RO Systems	6/1/2025	\$5,500.00	\$14.70	\$773.13	\$4,726.87
MDA Spring Grove Township - Technical	3/31/2027	\$122,000.00	\$209.02	\$209.02	\$121,790.98
MDA Spring Grove Township - Administrative	3/31/2027	\$4,500.00	\$65.93	\$65.93	\$4,434.07
MDA Spring Grove Township - Outreach	3/31/2027	\$8,500.00	\$0.00	\$0.00	\$8,500.00
MDH Safe Drinking Water Tap-In Phase II Cost Share	4/1/2027	\$6,000.00	\$0.00	\$0.00	\$6,000.00
MDH Safe Drinking Water Tap-In Phase II Technical	4/1/2027	\$2,260.00	\$1,564.83	\$2,220.34	\$39.66
Nitrate Monitoring	6/30/2026	\$1,750.00	\$32.97	\$64.39	\$1,685.61
Root River 1W1P FY22/23 Project Development	12/31/2025	\$42,458.37	\$0.00	\$37,247.32	\$5,211.05

**March 2025  
Financial Statement**


Root River 1W1P FY22/23 Cost Share Projects	12/31/2025	\$2,512.50	\$0.00	\$0.00	\$2,512.50
Root River 1W1P FY24 Technical Assistance	12/31/2026	\$118,472.00	\$2,157.87	\$131,268.54	\$87,203.46
Root River 1W1P FY24 Projects	12/31/2026	\$275,480.00	\$0.00	\$142,282.67	\$133,197.33
SWCD Aid (FY24)	None	\$159,893.71	\$5,223.53	\$97,500.94	\$62,392.77
SWCD Aid (FY25)	None	\$159,893.71	\$0.00	\$0.00	\$159,893.71
Water Plan (FY25)	12/31/2025	\$19,617.00	\$610.42	\$2,406.49	\$17,210.51
WCA (FY25)	12/31/2025	\$20,000.00	\$490.02	\$2,990.36	\$17,009.64
WinLac 1W1P Implementation - Admin	12/31/2025	\$19,449.97	\$510.95	\$16,004.36	\$3,445.61
WinLac 1W1P Implementation - Technical	12/31/2025	\$5,000.00	\$39.20	\$1,584.53	\$3,415.47
WinLac 1W1P Implementation - Cost Share	12/31/2025	\$12,000.00	\$0.00	\$0.00	\$12,000.00
WinLaC 1W1P Chloride Monitoring	6/2/2025	\$2,100.00	\$935.70	\$2,100.00	\$0.00
WinLaC 1W1P CRP - Admin	12/31/2025	\$2,000.00	\$0.00	\$253.98	\$1,746.02

REVENUE

DESCRIPTION	AMOUNT
Sale of Materials	\$ 12.50
Trees	\$ 2,113.50
Interest Income	\$ 136.88
Sales Tax	\$ 146.15
Root River 1W1P	\$ 93,515.93
Water Plan - 1st Qtr. Payment	\$ 3,314.12
<b>Total</b>	
	Cash Revenue \$ 95,924.96
	Journal Entry Revenue \$ 3,314.12

DISBURSEMENTS

DESCRIPTION	AMOUNT
Salaries	\$ 19,856.02
Per Diem	\$ 2,500.00
Health Insurance	\$ 4,143.76
Life Insurance	\$ 94.50
Pera	\$ 1,489.20
FICA	\$ 1,359.50
Medicare	\$ 317.96
Telephone	\$ 50.00
Postage	\$ 7.59
Membership Dues	\$ 300.00
Audit	\$ 248.00
Mileage	\$ 372.75
Meals	\$ 42.15
Office Rent	\$ 1,287.00
Vehical Maintenance	\$ 179.38
Trees	\$ 188.87
WinLaC Chloride Monitoring Postage & Field Supply	\$ 37.38
Local Capacity Brush Management Project	\$ 2,000.00
<b>Total</b>	
	Cash Disbursements \$ 34,466.47
	Journal Entry Disbursements \$ 7.59

  
\_\_\_\_\_  
Signature

  
\_\_\_\_\_  
Date

April 2025  
Financial Statement

<u>ASSETS</u>	<u>BEGINNING BALANCE</u>	<u>ACTUAL THIS MONTH</u>	<u>ACTUAL YEAR- TO-DATE</u>	<u>CURRENT BALANCE</u>
CASH	\$ 1,211,119.21	\$ 30,543.16	\$ (43,426.59)	\$ 1,075,519.24
PETTY CASH	\$ 60.00	\$ -	\$ -	\$ 60.00
INVESTMENTS - <i>S&amp;W DESIGNATED RESERVE</i>	\$ 34,317.66		\$ -	\$ 44,058.56
INVESTMENTS - <i>SOIL CONSER. &amp; COST SHARE</i>	\$ 62,290.15	\$ -	\$ -	\$ 62,290.15
INVESTMENTS - <i>CAPITAL EQUIPMENT</i>	\$ 16,759.89		\$ -	\$ 56,759.89
INVESTMENTS - <i>WINNEBAGO WATERSHED</i>	\$ 15,774.69		\$ 1,000.00	\$ 18,774.69
INVESTMENTS - <i>BEAR CREEK WATERSHED</i>	\$ 11,449.53		\$ 1,000.00	\$ 12,333.85
<b>TOTAL ASSETS</b>	<b>\$ 1,351,771.13</b>	<b>\$ 30,543.16</b>	<b>\$ (41,426.59)</b>	<b>\$ 1,269,796.38</b>
<i>CASH REVENUE</i>	\$ 66,249.08			
<i>JOURNAL ENTERIES</i>	\$ 4,359.75			
<i>CASH DISBURSEMENTS</i>	\$ 40,065.67			

<u>GRANTS</u>	<u>Expiration of Grant</u>	<u>Grant Beginning Balance</u>	<u>Disbursements</u>	<u>Actual Grant Start-to-Date</u>	<u>Grant Remaining Balance</u>
AIS (FY23)	None	\$22,612.00	\$2,969.22	\$5,729.75	\$16,882.25
AIS (FY24)	None	\$22,521.00	\$0.00	\$0.00	\$22,521.00
ARPA (Cost Share)	12/31/2026	\$250,000.00	\$0.00	\$222,460.38	\$27,539.62
Buffer Law (FY23)	12/31/2025	\$17,000.00	\$4,184.27	\$17,000.00	\$0.00
Buffer Law (FY24)	12/31/2026	\$20,000.00	\$0.00	\$0.00	\$20,000.00
Buffer Law (FY25)	12/31/2027	\$20,000.00	\$0.00	\$0.00	\$20,000.00
Crooked Creek (FY25)	12/31/2025	\$19,000.00	\$3,095.35	\$13,130.58	\$5,869.42
FY25 Easement Delivery	1/31/2029	\$3,450.00	\$0.00	\$167.28	\$3,282.72
MDA Private Well Mitigation - RO Systems	6/1/2025	\$5,500.00	\$16.49	\$789.62	\$4,710.38
MDA Spring Grove Township - Technical	3/31/2027	\$122,000.00	\$0.00	\$209.02	\$121,790.98
MDA Spring Grove Township - Administrative	3/31/2027	\$4,500.00	\$0.00	\$65.93	\$4,434.07
MDA Spring Grove Township - Outreach	3/31/2027	\$8,500.00	\$98.90	\$98.90	\$8,401.10
MDH Safe Drinking Water Tap-In Phase II Cost Share	4/1/2027	\$6,000.00	\$3,616.39	\$3,616.39	\$2,383.61
MDH Safe Drinking Water Tap-In Phase II Technical	4/1/2027	\$2,260.00	\$49.44	\$2,269.78	-\$9.78
Nitrate Monitoring	6/30/2026	\$1,750.00	\$0.00	\$64.39	\$1,685.61
Root River 1W1P FY22/23 Project Development	12/31/2025	\$42,458.37	\$245.20	\$37,492.52	\$4,965.85

April 2025

Financial Statement


Root River 1 WIP FY22/23 Cost Share Projects	12/31/2025	\$7,541.63	\$0.00	\$0.00	\$7,541.63
Root River 1 WIP FY24 Technical Assistance	12/31/2026	\$118,472.00	\$802.68	\$132,071.22	\$86,400.78
Root River 1 WIP FY24 Projects	12/31/2026	\$275,480.00	\$0.00	\$142,282.67	\$133,197.33
SWCD Aid (FY24)	None	\$159,893.71	\$3,400.65	\$100,901.59	\$58,992.12
SWCD Aid (FY25)	None	\$159,893.71	\$0.00	\$0.00	\$159,893.71
Water Plan (FY25)	12/31/2025	\$19,617.00	\$1,230.22	\$3,636.71	\$15,980.29
WCA (FY25)	12/31/2025	\$20,000.00	\$167.28	\$3,157.64	\$16,842.36
WinLac 1 WIP Implementation - Admin	12/31/2025	\$19,449.97	\$1,549.36	\$17,553.72	\$1,896.25
WinLac 1 WIP Implementation - Technical	12/31/2025	\$5,000.00	\$448.56	\$2,033.09	\$2,966.91
WinLac 1 WIP Implementation - Cost Share	12/31/2025	\$12,000.00	\$0.00	\$0.00	\$12,000.00
WinLac 1 WIP Chloride Monitoring	6/2/2025	\$2,100.00	\$167.30	\$2,267.30	-\$167.30
WinLac 1 WIP CRP - Admin	12/31/2025	\$2,000.00	\$0.00	\$253.98	\$1,746.02

REVENUE

DESCRIPTION	AMOUNT
Sale of Materials	\$ 13.00
Trees	\$ 1,847.50
Interest Income	\$ 151.88
Other - Shipping Reimbursement	\$ 30.00
Sale of Surplus Property	\$ 3,500.00
Sales Tax	\$ 128.12
WinLaC Chloride Monitoring - 1st Qtr. 2025 Payment	\$ 2,319.68
HELP - 1st Qtr. 2025 Payment	\$ 24,339.03
Crooked Creek - 1st Qtr. 2025 Payment	\$ 8,384.14
Alliance Grant - 1st Qtr 2025 Payment	\$ 22,040.76
Root River 1W1P	\$ 3,494.97
WinLaC 1W1P - 2025 1st Qtr Payment	\$ 4,363.89
<b>Total</b>	
	Cash Revenue \$ 66,249.08
	Journal Entry Revenue \$ 4,363.89

DISBURSEMENTS

DESCRIPTION	AMOUNT
Salaries	\$ 19,856.04
Health Insurance	\$ 4,143.76
Life Insurance	\$ 4.50
HSA/VEBA Contribution	\$ 2,062.52
Pera	\$ 1,489.20
FICA	\$ 1,204.50
Medicare	\$ 281.70
Telephone	\$ 50.00
Postage	\$ 77.14
Meals	\$ 25.11
Office Rent	\$ 1,287.00
Office Supplies	\$ 219.04
Vehical Maintenance	\$ 295.40
Trees	\$ 5,422.73
Education, Awards & Tours	\$ 0.50
WinLaC Chloride - Postage	\$ 34.28
MDH Tap-In Cost Share	\$ 3,616.39
<b>Total</b>	
	Cash Disbursements \$ 40,065.67
	Journal Entry Disbursements \$ 4.14

  
\_\_\_\_\_  
Signature

5-8-25  
\_\_\_\_\_  
Date

**May 2025 Financial Statement**

<u>ASSETS</u>	<u>BEGINNING</u> <u>BALANCE</u>	<u>ACTUAL THIS</u> <u>MONTH</u>	<u>ACTUAL YEAR-</u> <u>TO-DATE</u>	<u>CURRENT</u> <u>BALANCE</u>
CASH	\$ 1,211,119.21	\$ (69,094.71)	\$ (112,521.30)	\$ 1,006,424.53
PETTY CASH	\$ 60.00	\$ -	\$ -	\$ 60.00
INVESTMENTS - <i>S&amp;W DESIGNATED RESERVE</i>	\$ 34,317.66		\$ -	\$ 44,058.56
INVESTMENTS - <i>SOIL CONSER. &amp; COST SHARE</i>	\$ 62,290.15	\$ -	\$ -	\$ 62,290.15
INVESTMENTS - <i>CAPITAL EQUIPMENT</i>	\$ 16,759.89		\$ -	\$ 56,759.89
INVESTMENTS - <i>WINNEBAGO WATERSHED</i>	\$ 15,774.69		\$ 1,000.00	\$ 18,774.69
INVESTMENTS - <i>BEAR CREEK WATERSHED</i>	\$ 11,449.53		\$ 1,000.00	\$ 12,333.85
<b>TOTAL ASSETS</b>	<b>\$ 1,351,771.13</b>	<b>\$ (69,094.71)</b>	<b>\$ (110,521.30)</b>	<b>\$ 1,200,701.67</b>
<i>CASH REVENUE</i>	\$ 2,126.27			
<i>JOURNAL ENTERIES</i>	\$ (2.07)			
<i>CASH DISBURSEMENTS</i>	\$ 71,218.91			

<u>GRANTS</u>	<u>Expiration of</u> <u>Grant</u>	<u>Grant Beginning</u> <u>Balance</u>	<u>Disbursements</u>	<u>Actual Grant</u> <u>Start-to-Date</u>	<u>Grant</u> <u>Remaining</u> <u>Balance</u>
AIS (FY23)	None	\$22,612.00	\$2,422.70	\$8,152.45	\$14,459.55
AIS (FY24)	None	\$22,521.00	\$0.00	\$0.00	\$22,521.00
ARPA (Cost Share)	12/31/2026	\$250,000.00	\$0.00	\$222,460.38	\$27,539.62
Buffer Law (FY24)	12/31/2026	\$20,000.00	\$4,438.12	\$4,438.12	\$15,561.88
Buffer Law (FY25)	12/31/2027	\$20,000.00	\$0.00	\$0.00	\$20,000.00
Crooked Creek (FY25)	12/31/2025	\$19,000.00	\$1,397.52	\$14,528.10	\$4,471.90
FY25 Easement Delivery	1/31/2029	\$3,450.00	\$0.00	\$167.28	\$3,282.72
MDA Private Well Mitigation - RO Systems	6/1/2025	\$5,500.00	\$0.00	\$789.62	\$4,710.38
MDA Spring Grove Township - Technical	3/31/2027	\$122,000.00	\$0.00	\$209.02	\$121,790.98
MDA Spring Grove Township - Administrative	3/31/2027	\$4,500.00	\$0.00	\$65.93	\$4,434.07
MDA Spring Grove Township - Outreach	3/31/2027	\$8,500.00	\$32.70	\$131.60	\$8,368.40
MDH Safe Drinking Water Tap-In Phase II Cost Share	4/1/2027	\$6,000.00		\$3,616.39	\$2,383.61
MDH Safe Drinking Water Tap-In Phase II Technical	4/1/2027	\$2,260.00	\$0.00	\$2,269.78	-\$9.78
Nitrate Monitoring	6/30/2026	\$1,750.00	\$0.00	\$64.39	\$1,685.61
Root River 1W1P FY22/23 Project Development	12/31/2025	\$37,492.52	\$0.00	\$37,492.52	\$0.00
Root River 1W1P FY22/23 Technical	12/31/2025	\$49,965.85	\$4,965.85	\$49,965.85	\$0.00

**May 2025 Financial Statement**


Root River 1W1P FY22/23 Cost Share Projects	12/31/2025	\$7,541.63	\$0.00	\$0.00	\$7,541.63
Root River 1W1P FY24 Technical Assistance	12/31/2026	\$118,472.00	\$957.95	\$133,029.17	\$85,442.83
Root River 1W1P FY24 Projects	12/31/2026	\$275,480.00	\$0.00	\$142,282.67	\$133,197.33
SWCD Aid (FY24)	None	\$159,893.71	\$11,298.35	\$112,199.94	\$47,693.77
SWCD Aid (FY25)	None	\$159,893.71	\$0.00	\$0.00	\$159,893.71
Water Plan (FY25)	12/31/2025	\$19,617.00	\$2,288.70	\$5,925.41	\$13,691.59
WCA (FY25)	12/31/2025	\$20,000.00	\$0.00	\$3,157.64	\$16,842.36
WinLac 1W1P Implementation - Admin	12/31/2025	\$19,449.97	\$1,895.49	\$19,449.21	\$0.76
WinLac 1W1P Implementation - Technical	12/31/2025	\$4,354.70	\$0.00	\$2,033.09	\$2,321.61
WinLac 1W1P Implementation - Cost Share	12/31/2025	\$12,000.00	\$0.00	\$0.00	\$12,000.00
WinLaC 1W1P Chloride Monitoring	6/2/2025	\$2,100.00	\$0.00	\$2,267.30	-\$167.30
WinLaC 1W1P CRP - Admin	12/31/2025	\$2,000.00	\$0.00	\$253.98	\$1,746.02

REVENUE

DESCRIPTION	AMOUNT
Sale of Materials	\$ 63.00
Interest Income	\$ 745.70
Sales Tax	\$ 4.33
Nitrate Monitoring Grant - 1st Qtr. 2025 Payment	\$ 16.48
MDA Well Mitigation - 1st Qtr Payment	\$ 527.34
MDA Safe Drinking Water - 1st Qtr. 2025 Payment	\$ 769.42
<b>Total</b>	
	Cash Revenue \$ 2,126.27
	Journal Entry Revenue \$ -

DISBURSEMENTS

DESCRIPTION	AMOUNT
Salaries	\$ 19,856.00
Health Insurance	\$ 4,143.76
Life Insurance	\$ 4.50
Pera	\$ 1,489.20
FICA	\$ 1,204.50
Medicare	\$ 281.70
Telephone	\$ 50.00
Postage	\$ 103.07
Office Rent	\$ 1,287.00
Vehical Maintenance	\$ 448.35
Long Term Capital Expense	\$ 41,578.90
Trees	\$ 774.00
<b>Total</b>	
	Cash Disbursements \$ 71,218.91
	Journal Entry Disbursements \$ 2.07

  
\_\_\_\_\_  
Signature

6-12-25  
\_\_\_\_\_  
Date

**June 2025**  
**Root River SWCD Treasurer's Report**

<u>ASSETS</u>	<u>BEGINNING</u> <u>BALANCE</u>	<u>ACTUAL THIS</u> <u>MONTH</u>	<u>ACTUAL YEAR-</u> <u>TO-DATE</u>	<u>CURRENT</u> <u>BALANCE</u>
CASH	\$ 1,211,119.21	\$ 26,936.73	\$ (85,584.57)	\$ 1,033,361.26
PETTY CASH	\$ 60.00	\$ -	\$ -	\$ 60.00
INVESTMENTS - <i>S&amp;W DESIGNATED RESERVE</i>	\$ 34,317.66		\$ -	\$ 44,058.56
INVESTMENTS - <i>SOIL CONSER. &amp; COST SHARE</i>	\$ 62,290.15	\$ -	\$ -	\$ 62,290.15
INVESTMENTS - <i>CAPITAL EQUIPMENT</i>	\$ 16,759.89		\$ -	\$ 56,759.89
INVESTMENTS - <i>WINNEBAGO WATERSHED</i>	\$ 15,774.69		\$ 1,000.00	\$ 18,774.69
INVESTMENTS - <i>BEAR CREEK WATERSHED</i>	\$ 11,449.53		\$ 1,000.00	\$ 12,333.85
<b>TOTAL ASSETS</b>	<b>\$ 1,351,771.13</b>	<b>\$ 26,936.73</b>	<b>\$ (83,584.57)</b>	<b>\$ 1,227,638.40</b>
<i>CASH REVENUE</i>	\$ 1,564.61			
<i>JOURNAL ENTERIES</i>	\$ 68,803.67			
<i>CASH DISBURSEMENTS</i>	\$ 43,431.55			

<u>GRANTS</u>	<u>Expiration of</u> <u>Grant</u>	<u>Grant Beginning</u> <u>Balance</u>	<u>Disbursements</u>	<u>Actual Grant</u> <u>Start-to-Date</u>	<u>Grant</u> <u>Remaining</u> <u>Balance</u>
AIS (FY23)	None	\$22,612.00	\$781.85	\$8,934.30	\$13,677.70
AIS (FY24)	None	\$22,521.00	\$0.00	\$0.00	\$22,521.00
ARPA (Cost Share)	12/31/2026	\$250,000.00	\$7,489.21	\$229,949.59	\$20,050.41
Buffer Law (FY24)	12/31/2026	\$20,000.00	\$352.03	\$4,790.15	\$15,209.85
Buffer Law (FY25)	12/31/2027	\$20,000.00	\$0.00	\$0.00	\$20,000.00
Crooked Creek (FY25)	12/31/2025	\$19,000.00	\$1,793.77	\$16,321.87	\$2,678.13
FY25 Easement Delivery	1/31/2029	\$3,450.00	\$3,093.00	\$3,260.28	\$189.72
MDA Private Well Mitigation - RO Systems	6/1/2025	\$5,500.00	\$0.00	\$789.62	\$4,710.38
MDA Spring Grove Township - Technical	3/31/2027	\$122,000.00	\$122.60	\$331.62	\$121,668.38
MDA Spring Grove Township - Administrative	3/31/2027	\$4,500.00	\$0.00	\$65.93	\$4,434.07
MDA Spring Grove Township - Outreach	3/31/2027	\$8,500.00	\$99.16	\$230.76	\$8,269.24
MDH Safe Drinking Water Tap-In Phase II Cost Share	4/1/2027	\$6,000.00	\$0.00	\$3,616.39	\$2,383.61
MDH Safe Drinking Water Tap-In Phase II Technical	4/1/2027	\$2,260.00	\$0.00	\$2,269.78	-\$9.78
Nitrate Monitoring	6/30/2026	\$1,750.00	\$0.00	\$64.39	\$1,685.61
Root River 1W1P FY22/23 Cost Share Projects	12/31/2025	\$7,541.63	\$0.00	\$0.00	\$7,541.63
Root River 1W1P FY24 Technical Assistance	12/31/2026	\$118,472.00	\$3,354.25	\$136,383.42	\$82,088.58

June 2025

Root River SWCD Treasurer's Report

Root River 1W1P FY24 Projects	12/31/2026	\$275,480.00	\$3,257.27	\$145,539.94	\$129,940.06
SWCD Aid (FY24)	None	\$159,893.71	\$8,662.68	\$120,862.62	\$39,031.09
SWCD Aid (FY25)	None	\$159,893.71	\$0.00	\$0.00	\$159,893.71
Water Plan (FY25)	12/31/2025	\$19,617.00	\$385.13	\$6,310.54	\$13,306.46
WCA (FY25)	12/31/2025	\$20,000.00	\$684.28	\$3,841.92	\$16,158.08
WinLac 1W1P Implementation - FY23 Admin	12/31/2025	\$19,449.97	\$0.76	\$19,449.97	\$0.00
WinLac 1W1P Implementation - FY23 Technical	12/31/2025	\$4,354.70	\$212.81	\$2,245.90	\$2,108.80
WinLac 1W1P Implementation - FY23 Cost Share	12/31/2025	\$12,000.00	\$0.00	\$0.00	\$12,000.00
WinLaC 1W1P Implementation - FY25 Admin	12/31/2026	\$36,633.50	\$2,433.22	\$2,433.22	\$34,200.28
WinLaC 1W1P CRP - Admin	12/31/2025	\$2,000.00	\$16.48	\$270.46	\$1,729.54

REVENUE

DESCRIPTION	AMOUNT
County Appropriation - 2025 First Half	\$ 62,500.00
County Appropriation - Bear Creek Watershed - 2025 First Half	\$ 1,000.00
Interest Income	\$ 152.60
County Appropriation - Winnebago Watershed - 2025 First Half	\$ 1,000.00
Great Lakes Cover Crop	\$ 1,400.21
Water Plan - 2nd Qtr. Payment	\$ 4,313.33
Alliance Grant	\$ 11.80
<b>Total</b>	
	Cash Revenue \$ 1,564.61
	Journal Entry Revenue \$ 68,813.33

DISBURSEMENTS

DESCRIPTION	AMOUNT
Salaries	\$ 19,856.02
Per Diem	\$ 2,625.00
Health Insurance	\$ 4,143.76
Life Insurance	\$ 94.50
Pera	\$ 1,489.20
FICA	\$ 1,367.25
Medicare	\$ 319.78
Telephone	\$ 50.00
Postage	\$ 9.66
Registration/Training Fees	\$ 45.00
Mileage	\$ 443.10
Office Rent	\$ 1,287.00
IT Support (Adobe Pro)	\$ 256.37
Office Supplies	\$ 69.34
Vehical Maintenance	\$ 449.00
Trees	\$ 118.40
Education, Awards & Tours	\$ 71.35
ARPA	\$ 7,489.21
Root River 1W1P - Projects	\$ 3,257.27
<b>Total</b>	
	Cash Disbursements \$ 43,431.55
	Journal Entry Disbursements \$ 9.66

  
\_\_\_\_\_  
Signature

7-10-25  
\_\_\_\_\_  
Date

**March 2025  
Financial Statement**

<b>ASSETS</b>	<b><u>BEGINNING</u></b>	<b><u>ACTUAL THIS</u></b>	<b><u>ACTUAL YEAR-</u></b>	<b><u>CURRENT</u></b>
	<b><u>BALANCE</u></b>	<b><u>MONTH</u></b>	<b><u>TO-DATE</u></b>	<b><u>BALANCE</u></b>
CASH	\$ 1,118,945.83	\$ 64,765.02	\$ (73,969.75)	\$ 1,044,976.08
PETTY CASH	\$ 60.00	\$ -	\$ -	\$ 60.00
INVESTMENTS - <i>S&amp;W DESIGNATED RESERVE</i>	\$ 44,058.56		\$ -	\$ 44,058.56
INVESTMENTS - <i>SOIL CONSER. &amp; COST SHARE</i>	\$ 62,290.15	\$ -	\$ -	\$ 62,290.15
INVESTMENTS - <i>CAPITAL EQUIPMENT</i>	\$ 56,759.89		\$ -	\$ 56,759.89
INVESTMENTS - <i>WINNEBAGO WATERSHED</i>	\$ 17,774.69		\$ 1,000.00	\$ 18,774.69
INVESTMENTS - <i>BEAR CREEK WATERSHED</i>	\$ 11,333.85		\$ 1,000.00	\$ 12,333.85
<b>TOTAL ASSETS</b>	<b>\$ 1,311,222.97</b>	<b>\$ 64,765.02</b>	<b>\$ (71,969.75)</b>	<b>\$ 1,239,253.22</b>
<i>CASH REVENUE</i>	\$ 95,924.96			
<i>JOURNAL ENTERIES</i>	\$ 3,306.53			
<i>CASH DISBURSEMENTS</i>	\$ 34,466.47			

<b><u>GRANTS</u></b>	<b><u>Expiration of</u></b>	<b><u>Grant Beginning</u></b>	<b><u>Disbursements</u></b>	<b><u>Actual Grant</u></b>	<b><u>Grant</u></b>
	<b><u>Grant</u></b>	<b><u>Balance</u></b>		<b><u>Start-to-Date</u></b>	<b><u>Remaining</u></b>
					<b><u>Balance</u></b>
AIS (FY23)	None	\$22,612.00	\$2,309.10	\$2,760.53	\$19,851.47
AIS (FY24)	None	\$22,521.00	\$0.00	\$0.00	\$22,521.00
ARPA (Cost Share)	12/31/2026	\$250,000.00	\$0.00	\$222,460.38	\$27,539.62
Buffer Law (FY23)	12/31/2025	\$17,000.00	\$6,825.71	\$12,815.73	\$4,184.27
Buffer Law (FY24)	12/31/2026	\$20,000.00	\$0.00	\$0.00	\$20,000.00
Buffer Law (FY25)	12/31/2027	\$20,000.00	\$0.00	\$0.00	\$20,000.00
FY25 Conservation Delivery	12/31/2025	\$22,505.00	\$5,183.88	\$22,505.00	\$0.00
Crooked Creek (FY25)	12/31/2025	\$19,000.00	\$2,330.83	\$10,035.23	\$8,964.77
FY25 Easement Delivery	1/31/2029	\$3,450.00	\$167.28	\$167.28	\$3,282.72
Local Capacity CY20 Amendment (County Appropriation)	12/31/2023	\$14,000.00	\$550.00	\$14,400.00	\$0.00
Local Capacity CY21 Amendment (County Appropriation)	12/31/2025	\$4,800.00	\$1,450.00	\$4,800.00	\$0.00
MDA Private Well Mitigation - RO Systems	6/1/2025	\$5,500.00	\$14.70	\$773.13	\$4,726.87
MDA Spring Grove Township - Technical	3/31/2027	\$122,000.00	\$209.02	\$209.02	\$121,790.98
MDA Spring Grove Township - Administrative	3/31/2027	\$4,500.00	\$65.93	\$65.93	\$4,434.07
MDA Spring Grove Township - Outreach	3/31/2027	\$8,500.00	\$0.00	\$0.00	\$8,500.00
MDH Safe Drinking Water Tap-In Phase II Cost Share	4/1/2027	\$6,000.00	\$0.00	\$0.00	\$6,000.00
MDH Safe Drinking Water Tap-In Phase II Technical	4/1/2027	\$2,260.00	\$1,564.83	\$2,220.34	\$39.66
Nitrate Monitoring	6/30/2026	\$1,750.00	\$32.97	\$64.39	\$1,685.61
Root River 1W1P FY22/23 Project Development	12/31/2025	\$42,458.37	\$0.00	\$37,247.32	\$5,211.05

**March 2025  
Financial Statement**


Root River 1W1P FY22/23 Cost Share Projects	12/31/2025	\$2,512.50	\$0.00	\$0.00	\$2,512.50
Root River 1W1P FY24 Technical Assistance	12/31/2026	\$118,472.00	\$2,157.87	\$131,268.54	\$87,203.46
Root River 1W1P FY24 Projects	12/31/2026	\$275,480.00	\$0.00	\$142,282.67	\$133,197.33
SWCD Aid (FY24)	None	\$159,893.71	\$5,223.53	\$97,500.94	\$62,392.77
SWCD Aid (FY25)	None	\$159,893.71	\$0.00	\$0.00	\$159,893.71
Water Plan (FY25)	12/31/2025	\$19,617.00	\$610.42	\$2,406.49	\$17,210.51
WCA (FY25)	12/31/2025	\$20,000.00	\$490.02	\$2,990.36	\$17,009.64
WinLac 1W1P Implementation - Admin	12/31/2025	\$19,449.97	\$510.95	\$16,004.36	\$3,445.61
WinLac 1W1P Implementation - Technical	12/31/2025	\$5,000.00	\$39.20	\$1,584.53	\$3,415.47
WinLac 1W1P Implementation - Cost Share	12/31/2025	\$12,000.00	\$0.00	\$0.00	\$12,000.00
WinLaC 1W1P Chloride Monitoring	6/2/2025	\$2,100.00	\$935.70	\$2,100.00	\$0.00
WinLaC 1W1P CRP - Admin	12/31/2025	\$2,000.00	\$0.00	\$253.98	\$1,746.02

REVENUE

DESCRIPTION	AMOUNT
Sale of Materials	\$ 12.50
Trees	\$ 2,113.50
Interest Income	\$ 136.88
Sales Tax	\$ 146.15
Root River 1W1P	\$ 93,515.93
Water Plan - 1st Qtr. Payment	\$ 3,314.12
<b>Total</b>	
	Cash Revenue \$ 95,924.96
	Journal Entry Revenue \$ 3,314.12

DISBURSEMENTS

DESCRIPTION	AMOUNT
Salaries	\$ 19,856.02
Per Diem	\$ 2,500.00
Health Insurance	\$ 4,143.76
Life Insurance	\$ 94.50
Pera	\$ 1,489.20
FICA	\$ 1,359.50
Medicare	\$ 317.96
Telephone	\$ 50.00
Postage	\$ 7.59
Membership Dues	\$ 300.00
Audit	\$ 248.00
Mileage	\$ 372.75
Meals	\$ 42.15
Office Rent	\$ 1,287.00
Vehical Maintenance	\$ 179.38
Trees	\$ 188.87
WinLaC Chloride Monitoring Postage & Field Supply	\$ 37.38
Local Capacity Brush Management Project	\$ 2,000.00
<b>Total</b>	
	Cash Disbursements \$ 34,466.47
	Journal Entry Disbursements \$ 7.59

  
\_\_\_\_\_  
Signature

  
\_\_\_\_\_  
Date

April 2025  
Financial Statement

ASSETS	<u>BEGINNING</u> <u>BALANCE</u>	<u>ACTUAL THIS</u> <u>MONTH</u>	<u>ACTUAL YEAR-</u> <u>TO-DATE</u>	<u>CURRENT</u> <u>BALANCE</u>
CASH	\$ 1,118,945.83	\$ 30,543.16	\$ (43,426.59)	\$ 1,075,519.24
PETTY CASH	\$ 60.00	\$ -	\$ -	\$ 60.00
INVESTMENTS - <i>S&amp;W DESIGNATED RESERVE</i>	\$ 44,058.56		\$ -	\$ 44,058.56
INVESTMENTS - <i>SOIL CONSER. &amp; COST SHARE</i>	\$ 62,290.15	\$ -	\$ -	\$ 62,290.15
INVESTMENTS - <i>CAPITAL EQUIPMENT</i>	\$ 56,759.89		\$ -	\$ 56,759.89
INVESTMENTS - <i>WINNEBAGO WATERSHED</i>	\$ 17,774.69		\$ 1,000.00	\$ 18,774.69
INVESTMENTS - <i>BEAR CREEK WATERSHED</i>	\$ 11,333.85		\$ 1,000.00	\$ 12,333.85
<b>TOTAL ASSETS</b>	<b>\$ 1,311,222.97</b>	<b>\$ 30,543.16</b>	<b>\$ (41,426.59)</b>	<b>\$ 1,269,796.38</b>
<i>CASH REVENUE</i>	\$ 66,249.08			
<i>JOURNAL ENTERIES</i>	\$ 4,359.75			
<i>CASH DISBURSEMENTS</i>	\$ 40,065.67			

<u>GRANTS</u>	<u>Expiration of</u> <u>Grant</u>	<u>Grant Beginning</u> <u>Balance</u>	<u>Disbursements</u>	<u>Actual Grant</u> <u>Start-to-Date</u>	<u>Grant</u> <u>Remaining</u> <u>Balance</u>
AIS (FY23)	None	\$22,612.00	\$2,969.22	\$5,729.75	\$16,882.25
AIS (FY24)	None	\$22,521.00	\$0.00	\$0.00	\$22,521.00
ARPA (Cost Share)	12/31/2026	\$250,000.00	\$0.00	\$222,460.38	\$27,539.62
Buffer Law (FY23)	12/31/2025	\$17,000.00	\$4,184.27	\$17,000.00	\$0.00
Buffer Law (FY24)	12/31/2026	\$20,000.00	\$0.00	\$0.00	\$20,000.00
Buffer Law (FY25)	12/31/2027	\$20,000.00	\$0.00	\$0.00	\$20,000.00
Crooked Creek (FY25)	12/31/2025	\$19,000.00	\$3,095.35	\$13,130.58	\$5,869.42
FY25 Easement Delivery	1/31/2029	\$3,450.00	\$0.00	\$167.28	\$3,282.72
MDA Private Well Mitigation - RO Systems	6/1/2025	\$5,500.00	\$16.49	\$789.62	\$4,710.38
MDA Spring Grove Township - Technical	3/31/2027	\$122,000.00	\$0.00	\$209.02	\$121,790.98
MDA Spring Grove Township - Administrative	3/31/2027	\$4,500.00	\$0.00	\$65.93	\$4,434.07
MDA Spring Grove Township - Outreach	3/31/2027	\$8,500.00	\$98.90	\$98.90	\$8,401.10
MDH Safe Drinking Water Tap-In Phase II Cost Share	4/1/2027	\$6,000.00	\$3,616.39	\$3,616.39	\$2,383.61
MDH Safe Drinking Water Tap-In Phase II Technical	4/1/2027	\$2,260.00	\$49.44	\$2,269.78	-\$9.78
Nitrate Monitoring	6/30/2026	\$1,750.00	\$0.00	\$64.39	\$1,685.61
Root River IWIP FY22/23 Project Development	12/31/2025	\$42,458.37	\$245.20	\$37,492.52	\$4,965.85

April 2025  
Financial Statement


Root River 1W1P FY22/23 Cost Share Projects	12/31/2025	\$7,541.63	\$0.00	\$0.00	\$7,541.63
Root River 1W1P FY24 Technical Assistance	12/31/2026	\$118,472.00	\$802.68	\$132,071.22	\$86,400.78
Root River 1W1P FY24 Projects	12/31/2026	\$275,480.00	\$0.00	\$142,282.67	\$133,197.33
SWCD Aid (FY24)	None	\$159,893.71	\$3,400.65	\$100,901.59	\$58,992.12
SWCD Aid (FY25)	None	\$159,893.71	\$0.00	\$0.00	\$159,893.71
Water Plan (FY25)	12/31/2025	\$19,617.00	\$1,230.22	\$3,636.71	\$15,980.29
WCA (FY25)	12/31/2025	\$20,000.00	\$167.28	\$3,157.64	\$16,842.36
WinLac 1W1P Implementation - Admin	12/31/2025	\$19,449.97	\$1,549.36	\$17,553.72	\$1,896.25
WinLac 1W1P Implementation - Technical	12/31/2025	\$5,000.00	\$448.56	\$2,033.09	\$2,966.91
WinLac 1W1P Implementation - Cost Share	12/31/2025	\$12,000.00	\$0.00	\$0.00	\$12,000.00
WinLaC 1W1P Chloride Monitoring	6/2/2025	\$2,100.00	\$167.30	\$2,267.30	-\$167.30
WinLaC 1W1P CRP - Admin	12/31/2025	\$2,000.00	\$0.00	\$253.98	\$1,746.02

REVENUE

DESCRIPTION	AMOUNT
Sale of Materials	\$ 13.00
Trees	\$ 1,847.50
Interest Income	\$ 151.88
Other - Shipping Reimbursement	\$ 30.00
Sale of Surplus Property	\$ 3,500.00
Sales Tax	\$ 128.12
WinLaC Chloride Monitoring - 1st Qtr. 2025 Payment	\$ 2,319.68
HELP - 1st Qtr. 2025 Payment	\$ 24,339.03
Crooked Creek - 1st Qtr. 2025 Payment	\$ 8,384.14
Alliance Grant - 1st Qtr 2025 Payment	\$ 22,040.76
Root River 1W1P	\$ 3,494.97
WinLaC 1W1P - 2025 1st Qtr Payment	\$ 4,363.89
<b>Total</b>	
	Cash Revenue \$ 66,249.08
	Journal Entry Revenue \$ 4,363.89

DISBURSEMENTS

DESCRIPTION	AMOUNT
Salaries	\$ 19,856.04
Health Insurance	\$ 4,143.76
Life Insurance	\$ 4.50
HSA/VEBA Contribution	\$ 2,062.52
Pera	\$ 1,489.20
FICA	\$ 1,204.50
Medicare	\$ 281.70
Telephone	\$ 50.00
Postage	\$ 77.14
Meals	\$ 25.11
Office Rent	\$ 1,287.00
Office Supplies	\$ 219.04
Vehical Maintenance	\$ 295.40
Trees	\$ 5,422.73
Education, Awards & Tours	\$ 0.50
WinLaC Chloride - Postage	\$ 34.28
MDH Tap-In Cost Share	\$ 3,616.39
<b>Total</b>	
	Cash Disbursements \$ 40,065.67
	Journal Entry Disbursements \$ 4.14

  
\_\_\_\_\_  
Signature

  
\_\_\_\_\_  
Date

**May 2025 Financial Statement**

<u>ASSETS</u>	<u>BEGINNING</u> <u>BALANCE</u>	<u>ACTUAL THIS</u> <u>MONTH</u>	<u>ACTUAL YEAR-</u> <u>TO-DATE</u>	<u>CURRENT</u> <u>BALANCE</u>
CASH	\$ 1,118,945.83	\$ (69,094.71)	\$ (112,521.30)	\$ 1,006,424.53
PETTY CASH	\$ 60.00	\$ -	\$ -	\$ 60.00
INVESTMENTS - <i>S&amp;W DESIGNATED RESERVE</i>	\$ 44,058.56		\$ -	\$ 44,058.56
INVESTMENTS - <i>SOIL CONSER. &amp; COST SHARE</i>	\$ 62,290.15	\$ -	\$ -	\$ 62,290.15
INVESTMENTS - <i>CAPITAL EQUIPMENT</i>	\$ 56,759.89		\$ -	\$ 56,759.89
INVESTMENTS - <i>WINNEBAGO WATERSHED</i>	\$ 17,774.69		\$ 1,000.00	\$ 18,774.69
INVESTMENTS - <i>BEAR CREEK WATERSHED</i>	\$ 11,333.85		\$ 1,000.00	\$ 12,333.85
<b>TOTAL ASSETS</b>	<b>\$ 1,311,222.97</b>	<b>\$ (69,094.71)</b>	<b>\$ (110,521.30)</b>	<b>\$ 1,200,701.67</b>
<i>CASH REVENUE</i>	\$ 2,126.27			
<i>JOURNAL ENTERIES</i>	\$ (2.07)			
<i>CASH DISBURSEMENTS</i>	\$ 71,218.91			

<u>GRANTS</u>	<u>Expiration of</u> <u>Grant</u>	<u>Grant Beginning</u> <u>Balance</u>	<u>Disbursements</u>	<u>Actual Grant</u> <u>Start-to-Date</u>	<u>Grant</u> <u>Remaining</u> <u>Balance</u>
AIS (FY23)	None	\$22,612.00	\$2,422.70	\$8,152.45	\$14,459.55
AIS (FY24)	None	\$22,521.00	\$0.00	\$0.00	\$22,521.00
ARPA (Cost Share)	12/31/2026	\$250,000.00	\$0.00	\$222,460.38	\$27,539.62
Buffer Law (FY24)	12/31/2026	\$20,000.00	\$4,438.12	\$4,438.12	\$15,561.88
Buffer Law (FY25)	12/31/2027	\$20,000.00	\$0.00	\$0.00	\$20,000.00
Crooked Creek (FY25)	12/31/2025	\$19,000.00	\$1,397.52	\$14,528.10	\$4,471.90
FY25 Easement Delivery	1/31/2029	\$3,450.00	\$0.00	\$167.28	\$3,282.72
MDA Private Well Mitigation - RO Systems	6/1/2025	\$5,500.00	\$0.00	\$789.62	\$4,710.38
MDA Spring Grove Township - Technical	3/31/2027	\$122,000.00	\$0.00	\$209.02	\$121,790.98
MDA Spring Grove Township - Administrative	3/31/2027	\$4,500.00	\$0.00	\$65.93	\$4,434.07
MDA Spring Grove Township - Outreach	3/31/2027	\$8,500.00	\$32.70	\$131.60	\$8,368.40
MDH Safe Drinking Water Tap-In Phase II Cost Share	4/1/2027	\$6,000.00	\$0.00	\$3,616.39	\$2,383.61
MDH Safe Drinking Water Tap-In Phase II Technical	4/1/2027	\$2,260.00	\$0.00	\$2,269.78	-\$9.78
Nitrate Monitoring	6/30/2026	\$1,750.00	\$0.00	\$64.39	\$1,685.61
Root River 1W1P FY22/23 Project Development	12/31/2025	\$37,492.52	\$0.00	\$37,492.52	\$0.00
Root River 1W1P FY22/23 Technical	12/31/2025	\$49,965.85	\$4,965.85	\$49,965.85	\$0.00

**May 2025 Financial Statement**


Root River 1W1P FY22/23 Cost Share Projects	12/31/2025	\$7,541.63	\$0.00	\$0.00	\$7,541.63
Root River 1W1P FY24 Technical Assistance	12/31/2026	\$118,472.00	\$957.95	\$133,029.17	\$85,442.83
Root River 1W1P FY24 Projects	12/31/2026	\$275,480.00	\$0.00	\$142,282.67	\$133,197.33
SWCD Aid (FY24)	None	\$159,893.71	\$11,298.35	\$112,199.94	\$47,693.77
SWCD Aid (FY25)	None	\$159,893.71	\$0.00	\$0.00	\$159,893.71
Water Plan (FY25)	12/31/2025	\$19,617.00	\$2,288.70	\$5,925.41	\$13,691.59
WCA (FY25)	12/31/2025	\$20,000.00	\$0.00	\$3,157.64	\$16,842.36
WinLac 1W1P Implementation - Admin	12/31/2025	\$19,449.97	\$1,895.49	\$19,449.21	\$0.76
WinLac 1W1P Implementation - Technical	12/31/2025	\$4,354.70	\$0.00	\$2,033.09	\$2,321.61
WinLac 1W1P Implementation - Cost Share	12/31/2025	\$12,000.00	\$0.00	\$0.00	\$12,000.00
WinLaC 1W1P Chloride Monitoring	6/2/2025	\$2,100.00	\$0.00	\$2,267.30	-\$167.30
WinLaC 1W1P CRP - Admin	12/31/2025	\$2,000.00	\$0.00	\$253.98	\$1,746.02

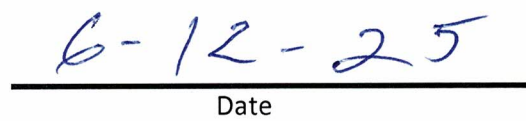
REVENUE

DESCRIPTION	AMOUNT
Sale of Materials	\$ 63.00
Interest Income	\$ 745.70
Sales Tax	\$ 4.33
Nitrate Monitoring Grant - 1st Qtr. 2025 Payment	\$ 16.48
MDA Well Mitigation - 1st Qtr Payment	\$ 527.34
MDA Safe Drinking Water - 1st Qtr. 2025 Payment	\$ 769.42
<b>Total</b>	
	Cash Revenue \$ 2,126.27
	Journal Entry Revenue \$ -

DISBURSEMENTS

DESCRIPTION	AMOUNT
Salaries	\$ 19,856.00
Health Insurance	\$ 4,143.76
Life Insurance	\$ 4.50
Pera	\$ 1,489.20
FICA	\$ 1,204.50
Medicare	\$ 281.70
Telephone	\$ 50.00
Postage	\$ 103.07
Office Rent	\$ 1,287.00
Vehical Maintenance	\$ 448.35
Long Term Capital Expense	\$ 41,578.90
Trees	\$ 774.00
<b>Total</b>	
	Cash Disbursements \$ 71,218.91
	Journal Entry Disbursements \$ 2.07

  
\_\_\_\_\_  
Signature

  
\_\_\_\_\_  
Date

June 2025  
Root River SWCD Treasurer's Report

<u>ASSETS</u>	<u>BEGINNING</u> <u>BALANCE</u>	<u>ACTUAL THIS</u> <u>MONTH</u>	<u>ACTUAL YEAR-</u> <u>TO-DATE</u>	<u>CURRENT</u> <u>BALANCE</u>
CASH	\$ 1,118,945.83	\$ 26,936.73	\$ (85,584.57)	\$ 1,033,361.26
PETTY CASH	\$ 60.00	\$ -	\$ -	\$ 60.00
INVESTMENTS - <i>S&amp;W DESIGNATED RESERVE</i>	\$ 44,058.56		\$ -	\$ 44,058.56
INVESTMENTS - <i>SOIL CONSER. &amp; COST SHARE</i>	\$ 62,290.15	\$ -	\$ -	\$ 62,290.15
INVESTMENTS - <i>CAPITAL EQUIPMENT</i>	\$ 56,759.89		\$ -	\$ 56,759.89
INVESTMENTS - <i>WINNEBAGO WATERSHED</i>	\$ 17,774.69		\$ 1,000.00	\$ 18,774.69
INVESTMENTS - <i>BEAR CREEK WATERSHED</i>	\$ 11,333.85		\$ 1,000.00	\$ 12,333.85
<b>TOTAL ASSETS</b>	<b>\$ 1,311,222.97</b>	<b>\$ 26,936.73</b>	<b>\$ (83,584.57)</b>	<b>\$ 1,227,638.40</b>
<i>CASH REVENUE</i>	\$ 1,564.61			
<i>JOURNAL ENTERIES</i>	\$ 68,803.67			
<i>CASH DISBURSEMENTS</i>	\$ 43,431.55			

<u>GRANTS</u>	<u>Expiration of</u> <u>Grant</u>	<u>Grant Beginning</u> <u>Balance</u>	<u>Disbursements</u>	<u>Actual Grant</u> <u>Start-to-Date</u>	<u>Grant</u> <u>Remaining</u> <u>Balance</u>
AIS (FY23)	None	\$22,612.00	\$781.85	\$8,934.30	\$13,677.70
AIS (FY24)	None	\$22,521.00	\$0.00	\$0.00	\$22,521.00
ARPA (Cost Share)	12/31/2026	\$250,000.00	\$7,489.21	\$229,949.59	\$20,050.41
Buffer Law (FY24)	12/31/2026	\$20,000.00	\$352.03	\$4,790.15	\$15,209.85
Buffer Law (FY25)	12/31/2027	\$20,000.00	\$0.00	\$0.00	\$20,000.00
Crooked Creek (FY25)	12/31/2025	\$19,000.00	\$1,793.77	\$16,321.87	\$2,678.13
FY25 Easement Delivery	1/31/2029	\$3,450.00	\$3,093.00	\$3,260.28	\$189.72
MDA Private Well Mitigation - RO Systems	6/1/2025	\$5,500.00	\$0.00	\$789.62	\$4,710.38
MDA Spring Grove Township - Technical	3/31/2027	\$122,000.00	\$122.60	\$331.62	\$121,668.38
MDA Spring Grove Township - Administrative	3/31/2027	\$4,500.00	\$0.00	\$65.93	\$4,434.07
MDA Spring Grove Township - Outreach	3/31/2027	\$8,500.00	\$99.16	\$230.76	\$8,269.24
MDH Safe Drinking Water Tap-In Phase II Cost Share	4/1/2027	\$6,000.00	\$0.00	\$3,616.39	\$2,383.61
MDH Safe Drinking Water Tap-In Phase II Technical	4/1/2027	\$2,260.00	\$0.00	\$2,269.78	-\$9.78
Nitrate Monitoring	6/30/2026	\$1,750.00	\$0.00	\$64.39	\$1,685.61
Root River 1W1P FY22/23 Cost Share Projects	12/31/2025	\$7,541.63	\$0.00	\$0.00	\$7,541.63
Root River 1W1P FY24 Technical Assistance	12/31/2026	\$118,472.00	\$3,354.25	\$136,383.42	\$82,088.58

June 2025

Root River SWCD Treasurer's Report

Root River 1W1P FY24 Projects	12/31/2026	\$275,480.00	\$3,257.27	\$145,539.94	\$129,940.06
SWCD Aid (FY24)	None	\$159,893.71	\$8,662.68	\$120,862.62	\$39,031.09
SWCD Aid (FY25)	None	\$159,893.71	\$0.00	\$0.00	\$159,893.71
Water Plan (FY25)	12/31/2025	\$19,617.00	\$385.13	\$6,310.54	\$13,306.46
WCA (FY25)	12/31/2025	\$20,000.00	\$684.28	\$3,841.92	\$16,158.08
WinLac 1W1P Implementation - FY23 Admin	12/31/2025	\$19,449.97	\$0.76	\$19,449.97	\$0.00
WinLac 1W1P Implementation - FY23 Technical	12/31/2025	\$4,354.70	\$212.81	\$2,245.90	\$2,108.80
WinLac 1W1P Implementation - FY23 Cost Share	12/31/2025	\$12,000.00	\$0.00	\$0.00	\$12,000.00
WinLaC 1W1P Implementation - FY25 Admin	12/31/2026	\$36,633.50	\$2,433.22	\$2,433.22	\$34,200.28
WinLaC 1W1P CRP - Admin	12/31/2025	\$2,000.00	\$16.48	\$270.46	\$1,729.54

REVENUE

DESCRIPTION	AMOUNT
County Appropriation - 2025 First Half	\$ 62,500.00
County Appropriation - Bear Creek Watershed - 2025 First Half	\$ 1,000.00
Interest Income	\$ 152.60
County Appropriation - Winnebago Watershed - 2025 First Half	\$ 1,000.00
Great Lakes Cover Crop	\$ 1,400.21
Water Plan - 2nd Qtr. Payment	\$ 4,313.33
Alliance Grant	\$ 11.80
<b>Total</b>	
	Cash Revenue \$ 1,564.61
	Journal Entry Revenue \$ 68,813.33

DISBURSEMENTS

DESCRIPTION	AMOUNT
Salaries	\$ 19,856.02
Per Diem	\$ 2,625.00
Health Insurance	\$ 4,143.76
Life Insurance	\$ 94.50
Pera	\$ 1,489.20
FICA	\$ 1,367.25
Medicare	\$ 319.78
Telephone	\$ 50.00
Postage	\$ 9.66
Registration/Training Fees	\$ 45.00
Mileage	\$ 443.10
Office Rent	\$ 1,287.00
IT Support (Adobe Pro)	\$ 256.37
Office Supplies	\$ 69.34
Vehical Maintenance	\$ 449.00
Trees	\$ 118.40
Education, Awards & Tours	\$ 71.35
ARPA	\$ 7,489.21
Root River 1W1P - Projects	\$ 3,257.27
<b>Total</b>	
	Cash Disbursements \$ 43,431.55
	Journal Entry Disbursements \$ 9.66

  
Signature

7-10-25  
Date

**July 2025**  
**Root River SWCD Treasurer's Report**

ASSETS	<u>BEGINNING</u> <u>BALANCE</u>	<u>ACTUAL THIS</u> <u>MONTH</u>	<u>ACTUAL YEAR-</u> <u>TO-DATE</u>	<u>CURRENT</u> <u>BALANCE</u>
CASH	\$ 1,118,945.83	\$ 87,155.34	\$ 1,570.77	\$ 1,120,516.60
PETTY CASH	\$ 60.00	\$ -	\$ -	\$ 60.00
INVESTMENTS - <i>S&amp;W DESIGNATED RESERVE</i>	\$ 44,058.56		\$ -	\$ 44,058.56
INVESTMENTS - <i>SOIL CONSER. &amp; COST SHARE</i>	\$ 62,290.15	\$ -	\$ -	\$ 62,290.15
INVESTMENTS - <i>CAPITAL EQUIPMENT</i>	\$ 56,759.89		\$ -	\$ 56,759.89
INVESTMENTS - <i>WINNEBAGO WATERSHED</i>	\$ 17,774.69	\$ 1,000.00	\$ 2,000.00	\$ 19,774.69
INVESTMENTS - <i>BEAR CREEK WATERSHED</i>	\$ 11,333.85	\$ 247.44	\$ 1,247.44	\$ 12,581.29
<b>TOTAL ASSETS</b>	<b>\$ 1,311,222.97</b>	<b>\$ 88,402.78</b>	<b>\$ 4,818.21</b>	<b>\$ 1,316,041.18</b>
<i>CASH REVENUE</i>	\$ 101,755.14			
<i>JOURNAL ENTERIES</i>	\$ 17,040.64			
<i>CASH DISBURSEMENTS</i>	\$ 31,640.44			

<u>GRANTS</u>	<u>Expiration of</u> <u>Grant</u>	<u>Grant Beginning</u> <u>Balance</u>	<u>Disbursements</u>	<u>Actual Grant</u> <u>Start-to-Date</u>	<u>Grant</u> <u>Remaining</u> <u>Balance</u>
AIS (FY23)	None	\$22,612.00	\$1,591.07	\$10,525.37	\$12,086.63
AIS (FY24)	None	\$22,521.00	\$0.00	\$0.00	\$22,521.00
AIS (FY25)	None	\$22,502.00	\$0.00	\$0.00	\$22,502.00
ARPA (Cost Share)	12/31/2026	\$250,000.00	\$0.00	\$229,949.59	\$20,050.41
Buffer Law (FY24)	12/31/2026	\$20,000.00	\$32.96	\$4,823.11	\$15,176.89
Buffer Law (FY25)	12/31/2027	\$20,000.00	\$0.00	\$0.00	\$20,000.00
Crooked Creek (FY25)	12/31/2025	\$19,000.00	\$1,153.44	\$17,475.31	\$1,524.69
FY25 Easement Delivery	1/31/2029	\$3,450.00	\$189.72	\$3,450.00	\$0.00
MDA Private Well Mitigation - RO Systems	6/1/2025	\$5,500.00	\$0.00	\$789.62	\$4,710.38
MDA Spring Grove Township - Technical	3/31/2027	\$122,000.00	\$0.00	\$331.62	\$121,668.38
MDA Spring Grove Township - Administrative	3/31/2027	\$4,500.00	\$248.47	\$314.40	\$4,185.60
MDA Spring Grove Township - Outreach	3/31/2027	\$8,500.00	\$49.44	\$280.20	\$8,219.80
MDH Safe Drinking Water Tap-In Phase II Cost Share	4/1/2027	\$6,000.00	\$0.00	\$3,616.39	\$2,383.61
MDH Safe Drinking Water Tap-In Phase II Technical	4/1/2027	\$2,260.00	\$65.93	\$2,335.71	-\$75.71
Nitrate Monitoring	6/30/2026	\$1,750.00	\$16.48	\$80.87	\$1,669.13
Root River 1W1P FY22/23 Cost Share Projects	12/31/2025	\$7,541.63	\$0.00	\$145,539.94	\$7,541.63



REVENUE

DESCRIPTION	AMOUNT
SWCD Aid Funds	\$ 63,957.49
Interest Income	\$ 148.04
Refunds/Reimbursements	\$ 240.00
JPB - First Half 2025 Payment	\$ 863.78
Crooked Creek - 2nd Qtr 2024 Payment	\$ 7,937.73
Alliance Grant - 2nd Qtr Payment	\$ 13,684.70
Aquatic Invasive Species - FY25	\$ 11,251.00
Root River 1W1P - 2nd Qtr Payment	\$ 14,923.40
WinLaC 1W1P - 2nd Qtr Payment	\$ 5,778.93
WinLaC 1W1P CRP - 2nd Qtr Payment	\$ 16.48
<b>Total</b>	
	Cash Revenue \$ 101,755.14
	Journal Entry Revenue \$ 17,046.41

DISBURSEMENTS

DESCRIPTION	AMOUNT
Salaries	\$ 19,856.02
Health Insurance	\$ 4,143.76
Life Insurance	\$ 4.50
HSA/VEBA Contribution	\$ 2,062.52
Pera	\$ 1,489.20
FICA	\$ 1,204.50
Medicare	\$ 281.70
Telephone	\$ 50.00
Postage	\$ 5.77
Office Rent	\$ 1,287.00
Vehical Maintenance	\$ 248.80
Root River 1W1P Projects	\$ (235.00)
Transfer to Winnebago Watershed Investment Acct.	\$ 1,000.00
Transfer to Bear Creek Watershed Investment Acct.	\$ 247.44
<b>Total</b>	
	Cash Disbursements \$ 31,640.44
	Journal Entry Disbursements \$ 5.77

  
\_\_\_\_\_  
Signature

8-14-25  
\_\_\_\_\_  
Date

**August 2025**  
**Root River SWCD Treasurer's Report**

ASSETS	<u>BEGINNING</u> <u>BALANCE</u>	<u>ACTUAL THIS</u> <u>MONTH</u>	<u>ACTUAL YEAR-</u> <u>TO-DATE</u>	<u>CURRENT</u> <u>BALANCE</u>
CASH	\$ 1,118,945.83	\$ (51,479.66)	\$ (49,908.89)	\$ 1,069,036.94
PETTY CASH	\$ 60.00	\$ -	\$ -	\$ 60.00
INVESTMENTS - <i>S&amp;W DESIGNATED RESERVE</i>	\$ 44,058.56		\$ -	\$ 44,058.56
INVESTMENTS - <i>SOIL CONSER. &amp; COST SHARE</i>	\$ 62,290.15	\$ -	\$ -	\$ 62,290.15
INVESTMENTS - <i>CAPITAL EQUIPMENT</i>	\$ 56,759.89		\$ -	\$ 56,759.89
INVESTMENTS - <i>WINNEBAGO WATERSHED</i>	\$ 17,774.69		\$ 2,000.00	\$ 19,774.69
INVESTMENTS - <i>BEAR CREEK WATERSHED</i>	\$ 11,333.85		\$ 1,247.44	\$ 12,581.29
<b>TOTAL ASSETS</b>	<b>\$ 1,311,222.97</b>	<b>\$ (51,479.66)</b>	<b>\$ (46,661.45)</b>	<b>\$ 1,264,561.52</b>
<i>CASH REVENUE</i>	\$ 5,467.38			
<i>JOURNAL ENTERIES</i>	\$ (4.44)			
<i>CASH DISBURSEMENTS</i>	\$ 56,942.60			

<u>GRANTS</u>	<u>Expiration of</u> <u>Grant</u>	<u>Grant Beginning</u> <u>Balance</u>	<u>Disbursements</u>	<u>Actual Grant</u> <u>Start-to-Date</u>	<u>Grant</u> <u>Remaining</u> <u>Balance</u>
AIS (FY23)	None	\$22,612.00	\$2,557.10	\$13,082.47	\$9,529.53
AIS (FY24)	None	\$22,521.00	\$0.00	\$0.00	\$22,521.00
AIS (FY25)	None	\$22,502.00	\$0.00	\$0.00	\$22,502.00
ARPA (Cost Share)	12/31/2026	\$250,000.00	\$800.00	\$230,749.59	\$19,250.41
Buffer Law (FY24)	12/31/2026	\$20,000.00	\$0.00	\$4,823.11	\$15,176.89
Buffer Law (FY25)	12/31/2027	\$20,000.00	\$0.00	\$0.00	\$20,000.00
Crooked Creek (FY25)	12/31/2025	\$19,000.00	\$1,012.30	\$18,487.61	\$512.39
MDA Private Well Mitigation - RO Systems	6/1/2025	\$5,500.00	\$32.96	\$822.58	\$4,677.42
MDA Spring Grove Township - Technical	3/31/2027	\$122,000.00	\$0.00	\$331.62	\$121,668.38
MDA Spring Grove Township - Administrative	3/31/2027	\$4,500.00	\$4,185.60	\$4,500.00	\$0.00
MDA Spring Grove Township - Outreach	3/31/2027	\$8,500.00	\$32.97	\$313.17	\$8,186.83
MDH Safe Drinking Water Tap-In Phase II Cost Share	4/1/2027	\$6,000.00	\$0.00	\$3,616.39	\$2,383.61
MDH Safe Drinking Water Tap-In Phase II Technical	4/1/2027	\$2,260.00	\$0.00	\$2,335.71	-\$75.71
Nitrate Monitoring	6/30/2026	\$1,750.00	\$840.61	\$921.48	\$828.52
Root River 1WIP FY22/23 Cost Share Projects	12/31/2025	\$7,541.63	\$0.00	\$145,539.94	\$7,541.63
Root River 1WIP FY24 Technical Assistance	12/31/2026	\$118,472.00	\$5,234.94	\$130,832.54	\$72,118.66



REVENUE

DESCRIPTION	AMOUNT
Interest Income	\$ 153.33
Nitrate Monitoring Network - 2nd Qtr. 2025 Payment	\$ 32.97
MDA Spring Grove Walkover - 2nd Qtr. 2025 Payment	\$ 628.31
MDA Private Well Mitigation RO - 2nd Qtr 2025 Payment	\$ 16.48
MDH Safe Drinking Water - 2nd Qtr 2025 Payment	\$ 4,636.29
<b>Total</b>	
	Cash Revenue \$ 5,467.38
	Journal Entry Revenue \$ -

DISBURSEMENTS

DESCRIPTION	AMOUNT
Salaries	\$ 29,784.08
Health Insurance	\$ 4,143.76
Life Insurance	\$ 4.50
Pera	\$ 2,233.80
FICA	\$ 1,820.03
Medicare	\$ 425.66
Telephone	\$ 50.00
Postage	\$ 82.44
Office Rent	\$ 1,287.00
IT Support - Adobe Software Subscription	\$ 256.37
Field Supplies	\$ 228.74
Vehical Maintenance	\$ 202.17
Education, Awards & Tours	\$ 228.49
ARPA - Cost Share Project	\$ 800.00
1W1P Root River Cost Share Project	\$ 15,400.00
<b>Total</b>	
	Cash Disbursements \$ 56,942.60
	Journal Entry Disbursements \$ 4.44

  
\_\_\_\_\_  
Signature

9-11-25  
\_\_\_\_\_  
Date

September 2025  
Root River SWCD Treasurer's Report

<u>ASSETS</u>	<u>BEGINNING</u> <u>BALANCE</u>	<u>ACTUAL THIS</u> <u>MONTH</u>	<u>ACTUAL</u> <u>YEAR-TO-</u> <u>DATE</u>	<u>CURRENT</u> <u>BALANCE</u>
CASH	\$ 1,118,945.83	\$ (7,500.44)	\$ (57,409.33)	\$ 1,061,536.50
PETTY CASH	\$ 60.00	\$ -	\$ -	\$ 60.00
INVESTMENTS - <i>S&amp;W DESIGNATED RESERVE</i>	\$ 44,058.56	\$ -	\$ -	\$ 44,058.56
INVESTMENTS - <i>SOIL CONSER. &amp; COST SHARE</i>	\$ 62,290.15	\$ -	\$ -	\$ 62,290.15
INVESTMENTS - <i>CAPITAL EQUIPMENT</i>	\$ 56,759.89	\$ (44,491.45)	\$ (44,491.45)	\$ 12,268.44
INVESTMENTS - <i>WINNEBAGO WATERSHED</i>	\$ 17,774.69	\$ (8,510.00)	\$ (6,510.00)	\$ 11,264.69
INVESTMENTS - <i>BEAR CREEK WATERSHED</i>	\$ 11,333.85	\$ -	\$ 1,247.44	\$ 12,581.29
<b>TOTAL ASSETS</b>	<b>\$ 1,311,222.97</b>	<b>\$ (60,501.89)</b>	<b>\$ (107,163.34)</b>	<b>\$ 1,204,059.63</b>
<i>CASH REVENUE</i>	\$ 68,702.97			
<i>JOURNAL ENTERIES</i>	\$ (6.66)			
<i>CASH DISBURSEMENTS</i>	\$ 76,196.75			

<u>GRANTS</u>	<u>Expiration of</u> <u>Grant</u>	<u>Grant Beginning</u> <u>Balance</u>	<u>Disbursements</u>	<u>Actual Grant</u> <u>Start-to-Date</u>	<u>Grant</u> <u>Remaining</u> <u>Balance</u>
AIS (FY23)	None	\$22,612.00	\$1,875.17	\$14,957.64	\$7,654.36
AIS (FY24)	None	\$22,521.00	\$0.00	\$0.00	\$22,521.00
AIS (FY25)	None	\$22,502.00	\$0.00	\$0.00	\$22,502.00
ARPA (Cost Share)	12/31/2026	\$250,000.00	\$3,761.82	\$234,511.41	\$15,488.59
Buffer Law (FY24)	12/31/2026	\$20,000.00	\$32.97	\$4,856.08	\$15,143.92
Buffer Law (FY25)	12/31/2027	\$20,000.00	\$0.00	\$0.00	\$20,000.00
Crooked Creek (FY25)	12/31/2025	\$19,000.00	\$2,136.10	\$20,623.71	-\$1,623.71
MDA Private Well Mitigation - RO Systems	6/1/2025	\$5,500.00	\$0.00	\$822.58	\$4,677.42
MDA Spring Grove Township - Technical	3/31/2027	\$122,000.00	\$0.00	\$331.62	\$121,668.38
MDA Spring Grove Township - Administrative	3/31/2027	\$4,500.00	\$82.41	\$396.81	\$4,103.19
MDA Spring Grove Township - Outreach	3/31/2027	\$8,500.00	\$65.93	\$379.10	\$8,120.90
MDH Safe Drinking Water Tap-In Phase II Cost Share	4/1/2027	\$6,000.00	\$0.00	\$3,616.39	\$2,383.61
MDH Safe Drinking Water Tap-In Phase II Technical	4/1/2027	\$2,260.00	\$0.00	\$2,335.71	-\$75.71
Nitrate Monitoring	6/30/2026	\$1,750.00	\$877.25	\$1,798.73	-\$48.73
Root River 1W1P FY22/23 Cost Share Projects	12/31/2025	\$7,541.63	\$7,541.63	\$153,081.57	\$0.00
Root River 1W1P FY24 Technical Assistance	12/31/2026	\$118,472.00	\$6,315.98	\$137,148.52	\$65,802.68

September 2025  
Root River SWCD Treasurer's Report


Root River 1W1P FY24 Projects	12/31/2026	\$283,100.00	\$9,763.17	\$170,468.11	\$112,631.89
SWCD Aid (FY24)	None	\$159,893.71	\$3,878.27	\$32,576.59	\$12,765.04
SWCD Aid (FY25)	None	\$159,893.71	\$0.00	\$0.00	\$159,893.71
SWCD Aid (FY26)	None	\$127,914.98	\$0.00	\$0.00	\$127,914.98
Water Plan (FY25)	12/31/2025	\$19,617.00	\$1,924.83	\$24,237.22	\$8,519.21
WCA (FY25)	12/31/2025	\$20,000.00	\$1,852.33	\$6,322.32	\$12,081.66
WinLac 1W1P Implementation - FY23 Technical	12/31/2025	\$4,354.70	\$0.00	\$2,374.06	\$1,980.64
WinLaC 1W1P Implementation - FY25 Admin	12/31/2026	\$36,633.50	\$313.17	\$6,207.71	\$30,425.79
WinLaC 1W1P Implementation - FY25 Cost Share	12/31/2026	\$37,000.00	\$0.00	\$0.00	\$37,000.00
WinLaC 1W1P CRP - Admin	12/31/2025	\$2,000.00	\$0.00	\$270.46	\$1,729.54

REVENUE

DESCRIPTION	AMOUNT
Sale of Materials	\$ 177.00
Interest Income	\$ 153.70
Sales Tax	\$ 12.16
Crooked Creek - <i>Maintenance Reimbursement</i>	\$ 193.59
Root River 1W1P	\$ 15,165.07
Transfer from Capital Equipment Acct.	\$ 44,491.45
Transfer from Winnebago Watershed Acct.	\$ 8,510.00
<b>Total</b>	
	Cash Revenue \$ 68,702.97
	Journal Entry Revenue \$ -

DISBURSEMENTS

DESCRIPTION	AMOUNT
Salaries	\$ 19,856.03
Per Diem	\$ 2,875.00
Health Insurance	\$ 4,143.76
Life Insurance	\$ 94.50
Pera	\$ 1,489.20
FICA	\$ 1,382.75
Medicare	\$ 323.40
Telephone	\$ 50.00
Postage	\$ 162.66
Registration/Training Fees	\$ 100.00
Mileage	\$ 442.40
Office Rent	\$ 1,287.00
Office Supplies	\$ 125.58
Vehical Maintenance	\$ 158.37
Capital Expense	\$ 2,912.55
Trees	\$ 4,355.00
ARPA - Projects	\$ 3,761.82
Crooked Creek - Maintenance Expenses	\$ 193.59
Winnebago Watershed - Maintenance Expenses	\$ 8,510.00
1W1P Root River Cost Share Project	\$ 23,979.80
<b>Total</b>	
	Cash Disbursements \$ 76,196.75
	Journal Entry Disbursements \$ 6.66
	Transfer of Funds Disbursements \$ -

  
\_\_\_\_\_  
Signature

10-9-25  
\_\_\_\_\_  
Date

**October 2025**  
**Root River SWCD Treasurer's Report**

<u>ASSETS</u>	<u>BEGINNING</u>	<u>ACTUAL THIS</u>	<u>ACTUAL</u>	<u>CURRENT</u>
	<u>BALANCE</u>	<u>MONTH</u>	<u>YEAR-TO-</u>	<u>BALANCE</u>
			<u>DATE</u>	
CASH	\$ 1,118,945.83	\$ 23,657.72	\$ (30,328.62)	\$ 1,088,617.21
PETTY CASH	\$ 60.00	\$ -	\$ -	\$ 60.00
INVESTMENTS - <i>S&amp;W DESIGNATED RESERVE</i>	\$ 44,058.56	\$ -	\$ -	\$ 44,058.56
INVESTMENTS - <i>SOIL CONSER. &amp; COST SHARE</i>	\$ 62,290.15	\$ -	\$ -	\$ 62,290.15
INVESTMENTS - <i>CAPITAL EQUIPMENT</i>	\$ 56,759.89		\$ (44,491.45)	\$ 12,268.44
INVESTMENTS - <i>WINNEBAGO WATERSHED</i>	\$ 17,774.69		\$ (6,510.00)	\$ 11,264.69
INVESTMENTS - <i>BEAR CREEK WATERSHED</i>	\$ 11,333.85	\$ -	\$ 1,247.44	\$ 12,581.29
<b>TOTAL ASSETS</b>	<b>\$ 1,311,222.97</b>	<b>\$ 23,657.72</b>	<b>\$ (80,082.63)</b>	<b>\$ 1,231,140.34</b>
<i>CASH REVENUE</i>	\$ 56,251.29			
<i>TRANSFER OF FUNDS REVENUE</i>	\$ -			
<i>JOURNAL ENTERIES</i>	\$ 3,817.28			
<i>CASH DISBURSEMENTS</i>	\$ 36,410.85			

<u>GRANTS</u>	<u>Expiration of</u>	<u>Grant</u>	<u>Disbursements</u>	<u>Actual Grant</u>	<u>Grant</u>
	<u>Grant</u>	<u>Beginning</u>		<u>Start-to-Date</u>	<u>Remaining</u>
		<u>Balance</u>			<u>Balance</u>
AIS (FY23)	None	\$22,612.00	\$5,207.33	\$20,164.97	\$2,447.03
AIS (FY24)	None	\$22,521.00	\$0.00	\$0.00	\$22,521.00
AIS (FY25)	None	\$22,502.00	\$0.00	\$0.00	\$22,502.00
ARPA (Cost Share)	12/31/2026	\$250,000.00	\$1,500.00	\$236,011.41	\$13,988.59
Buffer Law (FY24)	12/31/2026	\$20,000.00	\$322.25	\$5,178.33	\$14,821.67
Buffer Law (FY25)	12/31/2027	\$20,000.00	\$0.00	\$0.00	\$20,000.00
Conservation Contracts (FY26)	12/31/2028	\$23,690.00	\$0.00	\$0.00	\$23,690.00
Conservation Contracts (FY27)	12/31/2028	\$23,690.00	\$0.00	\$0.00	\$23,690.00
Conservation Delivery (FY26)	12/31/2028	\$23,690.00	\$0.00	\$0.00	\$23,690.00
Conservation Delivery (FY27)	12/31/2028	\$23,690.00	\$0.00	\$0.00	\$23,690.00
Crooked Creek (FY25)	12/31/2025	\$19,000.00	\$608.76	\$21,232.47	-\$2,232.47
FY26 Easement Delivery	1/31/2029	\$3,500.00	\$0.00	\$0.00	\$3,500.00
MDA Private Well Mitigation - RO Systems	6/1/2025	\$5,500.00	\$0.00	\$822.58	\$4,677.42
MDA Spring Grove Township - Technical	3/31/2027	\$122,000.00	\$0.00	\$331.62	\$121,668.38
MDA Spring Grove Township - Administrative	3/31/2027	\$4,500.00	\$0.00	\$396.81	\$4,103.19

**October 2025**  
**Root River SWCD Treasurer's Report**

MDA Spring Grove Township - Outreach	3/31/2027	\$8,500.00	\$49.44	\$428.54	\$8,071.46
MDH Safe Drinking Water Tap-In Phase II Cost Share	4/1/2027	\$6,000.00	\$0.00	\$3,616.39	\$2,383.61
MDH Safe Drinking Water Tap-In Phase II Technical	4/1/2027	\$2,260.00	\$0.00	\$2,335.71	-\$75.71
Nitrate Monitoring	6/30/2026	\$1,750.00	\$65.93	\$1,864.66	-\$114.66
Root River 1W1P FY24 Technical Assistance	12/31/2026	\$118,472.00	\$5,742.93	\$142,891.45	\$60,059.75
Root River 1W1P FY24 Projects	12/31/2026	\$283,100.00	\$12,189.20	\$172,894.14	\$100,442.69
SWCD Aid (FY24)	None	\$159,893.71	\$7,619.83	\$40,196.42	\$5,145.21
SWCD Aid (FY25)	None	\$159,893.71	\$0.00	\$0.00	\$159,893.71
SWCD Aid (FY26)	None	\$127,914.98	\$0.00	\$0.00	\$127,914.98
Water Plan (FY25)	12/31/2025	\$19,617.00	\$2,041.97	\$26,279.19	\$6,477.24
WCA (FY25)	12/31/2025	\$20,000.00	\$2,056.80	\$8,379.12	\$10,024.86
WinLac 1W1P Implementation - FY23 Technical	12/31/2025	\$4,354.70	\$167.28	\$2,541.34	\$1,813.36
WinLaC 1W1P Implementation - FY25 Admin	12/31/2026	\$36,633.50	\$98.90	\$6,306.61	\$30,326.89
WinLaC 1W1P Implementation - FY25 Cost Share	12/31/2026	\$37,000.00	\$0.00	\$0.00	\$37,000.00
WinLaC 1W1P CRP - Admin	12/31/2025	\$2,000.00	\$0.00	\$270.46	\$1,729.54

REVENUE

DESCRIPTION	AMOUNT
Sale of Materials	\$ 46.78
Trees	\$ 41.00
Interest Income	\$ 149.10
Sales Tax	\$ 6.04
MDA Spring Grove Walkover - 3rd Qtr 2025 Payment	\$ 330.88
Crooked Creek - 3rd Qtr 2025 Payment	\$ 2,435.92
Alliance Grant - 3rd Qtr. Payment	\$ 19,177.59
MN Well Inventory - 3rd Qtr. Payment	\$ 556.95
Root River 1W1P	\$ 33,507.03
WinLaC 1W1P	\$ 3,820.24
<b>Total</b>	
	Cash Revenue \$ 56,251.29
	Journal Entry Revenue \$ 3,820.24

DISBURSEMENTS

DESCRIPTION	AMOUNT
Salaries	\$ 19,856.05
Health Insurance	\$ 4,143.76
Life Insurance	\$ 4.50
HSA/VEBA Contribution	\$ 2,062.52
Pera	\$ 1,489.20
FICA	\$ 1,204.50
Medicare	\$ 281.70
Telephone	\$ 50.00
Postage	\$ 2.96
Office Rent	\$ 1,287.00
IT Support - Trimble Maintenance Agreement	\$ 846.00
Vehical Maintenance	\$ 274.49
Education, Awards & Tours	\$ 210.18
ARPA - Projects	\$ 1,500.00
Crooked Creek - Maintenance Expense	\$ 11.75
1W1P Root River Cost Share Project	\$ 3,189.20
<b>Total</b>	
	Cash Disbursements \$ 36,410.85
	Journal Entry Disbursements \$ 2.96

  
\_\_\_\_\_  
Signature

11-13-25  
\_\_\_\_\_  
Date

November 2025  
Root River SWCD Treasurer's Report

ASSETS	<u>BEGINNING</u> <u>BALANCE</u>	<u>ACTUAL THIS</u> <u>MONTH</u>	<u>ACTUAL</u> <u>YEAR-TO-</u> <u>DATE</u>	<u>CURRENT</u> <u>BALANCE</u>
CASH	\$ 1,118,945.83	\$ 17,265.94	\$ (13,062.68)	\$ 1,105,883.15
PETTY CASH	\$ 60.00	\$ -	\$ -	\$ 60.00
INVESTMENTS - <i>S&amp;W DESIGNATED RESERVE</i>	\$ 44,058.56	\$ -	\$ -	\$ 44,058.56
INVESTMENTS - <i>SOIL CONSER. &amp; COST SHARE</i>	\$ 62,290.15	\$ -	\$ -	\$ 62,290.15
INVESTMENTS - <i>CAPITAL EQUIPMENT</i>	\$ 56,759.89		\$ (44,491.45)	\$ 12,268.44
INVESTMENTS - <i>WINNEBAGO WATERSHED</i>	\$ 17,774.69		\$ (6,510.00)	\$ 11,264.69
INVESTMENTS - <i>BEAR CREEK WATERSHED</i>	\$ 11,333.85	\$ -	\$ 1,247.44	\$ 12,581.29
<b>TOTAL ASSETS</b>	<b>\$ 1,311,222.97</b>	<b>\$ 17,265.94</b>	<b>\$ (62,816.69)</b>	<b>\$ 1,248,406.28</b>
<i>CASH REVENUE</i>	\$ 96,660.20			
<i>JOURNAL ENTERIES</i>	\$ (2.96)			
<i>CASH DISBURSEMENTS</i>	\$ 79,391.30			

<u>GRANTS</u>	<u>Expiration of</u> <u>Grant</u>	<u>Grant</u> <u>Beginning</u> <u>Balance</u>	<u>Disbursements</u>	<u>Actual Grant</u> <u>Start-to-Date</u>	<u>Grant</u> <u>Remaining</u> <u>Balance</u>
AIS (FY23)	None	\$22,612.00	\$2,300.10	\$22,465.07	\$146.93
AIS (FY24)	None	\$22,521.00	\$0.00	\$0.00	\$22,521.00
AIS (FY25)	None	\$22,502.00	\$0.00	\$0.00	\$22,502.00
ARPA (Cost Share)	12/31/2026	\$250,000.00	\$0.00	\$236,011.41	\$13,988.59
Buffer Law (FY24)	12/31/2026	\$20,000.00	\$0.00	\$5,178.33	\$14,821.67
Buffer Law (FY25)	12/31/2027	\$20,000.00	\$0.00	\$0.00	\$20,000.00
Conservation Contracts (FY26)	12/31/2028	\$23,690.00	\$1,969.20	\$1,969.20	\$21,720.80
Conservation Contracts (FY27)	12/31/2028	\$23,690.00	\$0.00	\$0.00	\$23,690.00
Conservation Delivery (FY26)	12/31/2028	\$23,690.00	\$0.00	\$0.00	\$23,690.00
Conservation Delivery (FY27)	12/31/2028	\$23,690.00	\$0.00	\$0.00	\$23,690.00
Crooked Creek (FY25)	12/31/2025	\$19,000.00	\$336.88	\$21,569.35	-\$2,569.35
FY26 Easement Delivery	1/31/2029	\$3,500.00	\$0.00	\$0.00	\$3,500.00
MDA Private Well Mitigation - RO Systems	6/1/2025	\$5,500.00	\$0.00	\$822.58	\$4,677.42
MDA Spring Grove Township - Technical	3/31/2027	\$122,000.00	\$0.00	\$331.62	\$121,668.38
MDA Spring Grove Township - Administrative	3/31/2027	\$4,500.00	\$0.00	\$396.81	\$4,103.19
MDA Spring Grove Township - Outreach	3/31/2027	\$8,500.00	\$32.97	\$461.51	\$8,038.49

**November 2025**  
**Root River SWCD Treasurer's Report**

MDH Safe Drinking Water Tap-In Phase II Cost Share	4/1/2027	\$6,000.00	\$0.00	\$3,616.39	\$2,383.61
MDH Safe Drinking Water Tap-In Phase II Technical	4/1/2027	\$2,260.00	\$0.00	\$2,335.71	-\$75.71
Nitrate Monitoring	6/30/2026	\$1,750.00	\$0.00	\$1,864.66	-\$114.66
Root River 1W1P FY24 Technical Assistance	12/31/2026	\$118,472.00	\$2,790.48	\$145,681.93	\$57,269.27
Root River 1W1P FY24 Projects	12/31/2026	\$283,100.00	\$38,911.34	\$211,805.48	\$61,531.35
Root River 1W1P FY24 Well Decommissioning Projects	12/31/2026	\$10,976.25	\$2,512.50	\$9,187.50	\$1,788.75
Root River 1W1P FY24 Feedlot Projects	12/31/2026	\$165,171.77	\$312.83	\$62,427.93	\$102,743.84
SWCD Aid (FY24)	None	\$159,893.71	\$5,145.21	\$45,341.63	\$0.00
SWCD Aid (FY25)	None	\$159,893.71	\$945.65	\$945.65	\$158,948.06
SWCD Aid (FY26)	None	\$127,914.98	\$0.00	\$0.00	\$127,914.98
Water Plan (FY25)	12/31/2025	\$19,617.00	\$3,347.46	\$29,626.65	\$3,129.78
WCA (FY25)	12/31/2025	\$20,000.00	\$501.84	\$8,880.96	\$9,523.02
WinLac 1W1P Implementation - FY23 Technical	12/31/2025	\$4,354.70	\$359.52	\$2,900.86	\$1,453.84
WinLaC 1W1P Implementation - FY25 Admin	12/31/2026	\$36,633.50	\$0.00	\$6,306.61	\$30,326.89
WinLaC 1W1P Implementation - FY25 Cost Share	12/31/2026	\$37,000.00	\$0.00	\$0.00	\$37,000.00
WinLaC 1W1P CRP - Admin	12/31/2025	\$2,000.00	\$0.00	\$270.46	\$1,729.54

REVENUE

DESCRIPTION	AMOUNT
Interest Income	\$ 770.20
Conservation Contracts FY26 & FY27	\$ 45,010.00
Conservation Delivery - FY26 & FY27	\$ 47,380.00
Easement Delivery - FY26	\$ 3,500.00
<b>Total</b>	
Cash Revenue	\$ 96,660.20
Journal Entry Revenue	\$ -
Transfer of Funds Revenue	\$ -

DISBURSEMENTS

DESCRIPTION	AMOUNT
Salaries	\$ 19,856.05
Health Insurance	\$ 4,143.76
Life Insurance	\$ 4.50
Pera	\$ 1,489.20
FICA	\$ 1,204.50
Medicare	\$ 281.70
Telephone	\$ 50.00
Postage	\$ 45.06
Publications, Brochures, Newsletters	\$ 246.87
Registration/Training Fees	\$ 840.00
Audit	\$ 5,000.00
Meals	\$ 253.50
Office Rent	\$ 1,287.00
Office Supplies	\$ 79.04
Vehical Maintenance	\$ 427.32
Misc Expenses	\$ 20.00
Trees	\$ 314.76
Education, Awards & Tours	\$ 144.27
MN Sales & Use Tax	\$ 0.86
Conservation Contracts - Projects	\$ 1,969.20
1W1P Root River Cost Share Project	\$ 41,736.67
<b>Total</b>	
Cash Disbursements	\$ 79,391.30
Journal Entry Disbursements	\$ 2.96

  
\_\_\_\_\_  
Signature

12-11-25  
\_\_\_\_\_  
Date